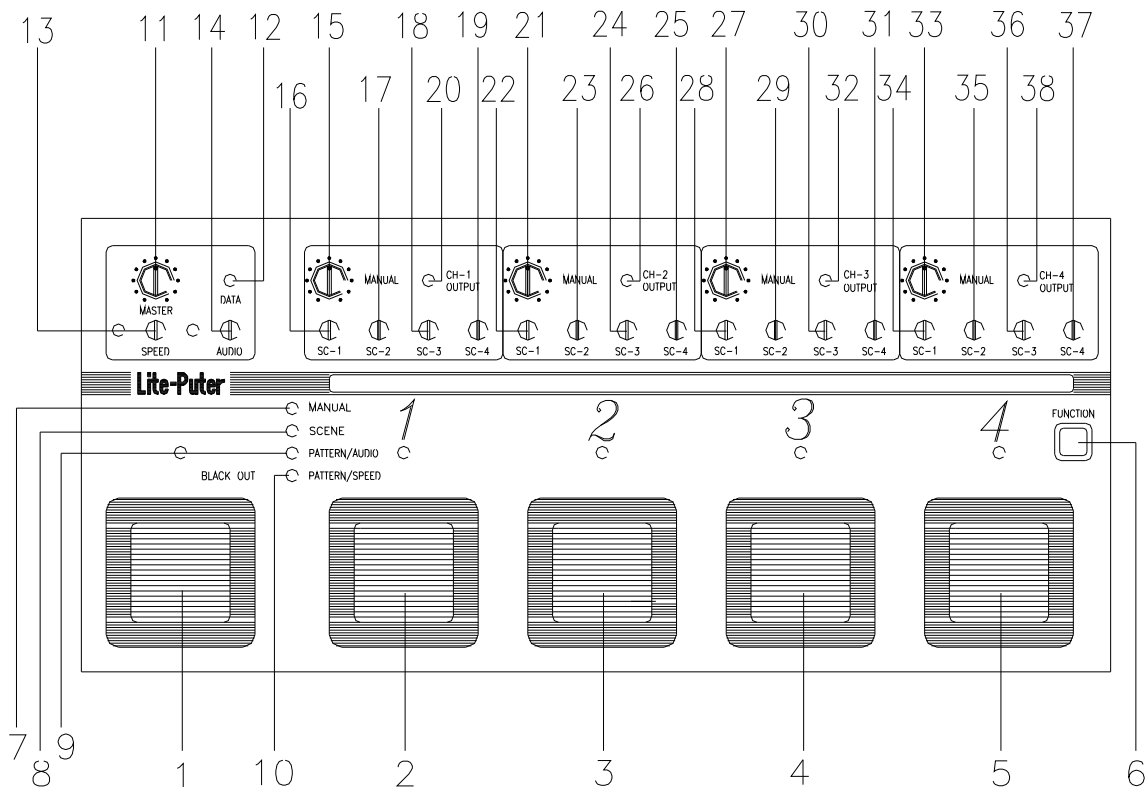


F-402 FOOT CONTROLLER

MAIN FEATURES :

- * 4 SCENES PRESET FUNCTION.
- * 4 CH. 0 ~ 10VDC DIMMING OUTPUT.
(for use with Lite-puter P-210 or P-404D dimmer pack.)
- * 4 FUNCTION MODE SELECT.
- * SOUND TO LIGHT.
(internal and external signal input.)
- * CHASING SPEED CONTROL.
forward / reverse.
- * BLACK OUT CONTROL.
- * SETTING TO MANUAL MODE AUTOMATICALLY WHEN POWER ON.
- * GROUP MASTER AND SUBMASTER OUTPUT LEVEL CONTROL
- * DIMENSION : 425 X 183 X 54 mm (w.h.d.)
- * WEIGHT : 2.0 kg.

CONTROLS & COMPONENTS (FRONT VIEW)

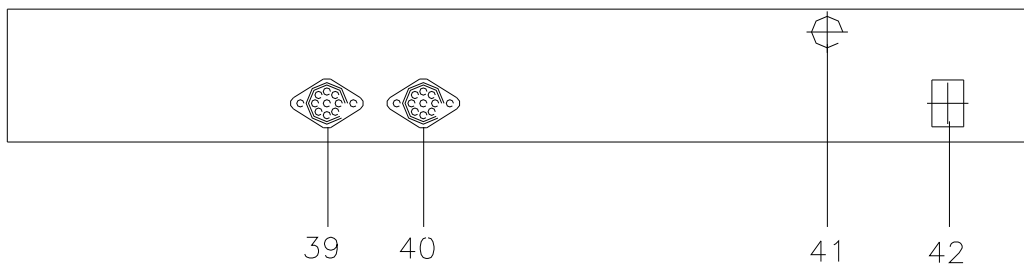


- 1) BLACK OUT SWITCH & LED.
- 2) CH-1 / SCENE-1 / PATTERN-1 PEDAL SWITCH & LED.
- 3) CH-2 / SCENE-2 / PATTERN-2 PEDAL SWITCH & LED.
- 4) CH-3 / SCENE-3 / PATTERN-3 PEDAL SWITCH & LED.
- 5) CH-4 / SCENE-4 / PATTERN-4 PEDAL SWITCH & LED.
- 6) FUNCTION SWITCH.
- 7) FUNCTION-1 MANUAL.
- 8) FUNCTION-2 SCENE.
- 9) FUNCTION-3 AUDIO.
- 10) FUNCTION-4 SPEED.
- 11) MASTER: master output control.
- 12) DATA SCAN LED.
- 13) SPEED CONTROL. (FADE TIME)
- 14) AUDIO SENSITIVE ADJUSTMENT.

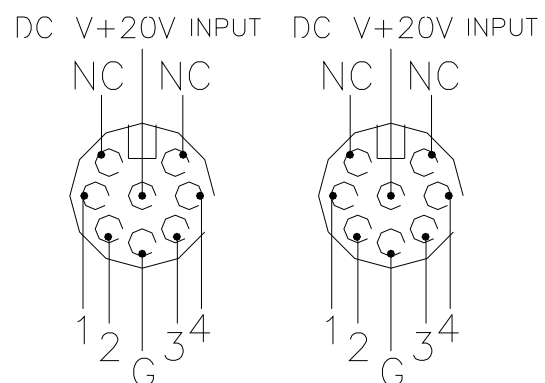
F-402 FOOT CONTROLLER

- 15) CH-1 MANUAL OUTPUT LEVEL CONTROL. (FUNCTION-1/3/4)
- 16) CH-1 SCENE-1 OUTPUT LEVEL CONTROL. (FUNCTION-2)
- 17) CH-1 SCENE-2 OUTPUT LEVEL CONTROL. (FUNCTION-2)
- 18) CH-1 SCENE-3 OUTPUT LEVEL CONTROL. (FUNCTION-2)
- 19) CH-1 SCENE-4 OUTPUT LEVEL CONTROL. (FUNCTION-2)
- 20) CH-1 OUTPUT INDICATOR (LED)
- 21) CH-2 MANUAL OUTPUT LEVEL CONTROL. (FUNCTION-1/3/4)
- 22) CH-2 SCENE-1 OUTPUT LEVEL CONTROL. (FUNCTION-2)
- 23) CH-2 SCENE-2 OUTPUT LEVEL CONTROL. (FUNCTION-2)
- 24) CH-2 SCENE-3 OUTPUT LEVEL CONTROL. (FUNCTION-2)
- 25) CH-2 SCENE-4 OUTPUT LEVEL CONTROL. (FUNCTION-2)
- 26) CH-2 OUTPUT INDICATOR. (LED)
- 27) CH-3 MANUAL OUTPUT LEVEL CONTROL. (FUNCTION-1/3/4)
- 28) CH-3 SCENE-1.
- 29) CH-3 SCENE-2.
- 30) CH-3 SCENE-3.
- 31) CH-3 SCENE-4.
- 32) CH-3 OUTPUT INDICATOR. (LED)
- 33) CH-4 MANUAL OUTPUT LEVEL CONTROL. (FUNCTION-1/3/4)
- 34) CH-4 SCENE-1 OUTPUT LEVEL CONTROL. (FUNCTION-2)
- 35) CH-4 SCENE-2 OUTPUT LEVEL CONTROL. (FUNCTION-2)
- 36) CH-4 SCENE-3 OUTPUT LEVEL CONTROL. (FUNCTION-2)
- 37) CH-4 SCENE-4 OUTPUT LEVEL CONTROL. (FUNCTION-2)
- 38) CH-4 OUTPUT INDICATOR. (LED)

CONTROLS & COMPONENTS (REAR VIEW):



- 39) SIGNAL OUTPUT A
- 40) SIGNAL OUTPUT B
- 41) AUDIO : LINE INPUT. 100mV
- 42) POWER SWITCH



F-402 FOOT CONTROLLER

Manual Mode:

1. POWER ON. (42)
2. FUNCTION SW. (6) SET TO MANUAL MODE (7)
3. MASTER (11) TURN TO MAX.
4. MANUAL OUTPUT CONTROL CH1 (15), CH2 (21)
CH3 (27), CH4 (33).
5. PEDAL SW. 2 (2) FOR CH1 ON/OFF.
6. PEDAL SW. 3 (3) FOR CH2 ON/OFF.
7. PEDAL SW. 4 (4) FOR CH3 ON/OFF.
8. PEDAL SW. 5 (5) FOR CH4 ON/OFF.
9. PEDAL SW. 1 (1) FOR BLACKOUT CONTROL.
BLACKOUT CUTS ALL OUT AND LED BLINKS:
-IF PRESSED AGAIN RETURNS TO LAST SETTING BEFORE BLACKOUT.
-PRESSING ANY CHANNEL OVERRIDES BLACKOUT, LIGHTS THAT CHANNEL.
10. FADE TIME CAN BE CONTROLLED BY SPEED (13).
11. MASTER OUTPUT CONTROL (11)
12. CH1 OUTPUT CONTROL (15)
13. CH2 OUTPUT CONTROL (21)
14. CH3 OUTPUT CONTROL (27)
15. CH4 OUTPUT CONTROL (33)

Scene Mode :

1. FUNCTION SW (6) SET TO SCENE MODE (8)
2. MASTER (11) ----- MAX.
3. PEDAL SW.2 ----- FOR SCENE 1.
SC-1 (16) ----- CH-1 OUTPUT LEVEL.
SC-1 (22) ----- CH-2 OUTPUT LEVEL.
SC-1 (28) ----- CH-3 OUTPUT LEVEL.
SC-1 (34) ----- CH-4 OUTPUT LEVEL.
4. PEDAL SW.3 ----- FOR SCENE 2.
SC-2 (17) ----- CH-1 OUTPUT LEVEL.
SC-2 (23) ----- CH-2 OUTPUT LEVEL.
SC-2 (29) ----- CH-3 OUTPUT LEVEL.
SC-2 (35) ----- CH-4 OUTPUT LEVEL.
5. PEDAL SW.4 ----- FOR SCENE 3.
SC-3 (18) ----- CH-1 OUTPUT LEVEL.
SC-3 (24) ----- CH-2 OUTPUT LEVEL.
SC-3 (30) ----- CH-3 OUTPUT LEVEL.
SC-3 (36) ----- CH-4 OUTPUT LEVEL.
6. PEDAL SW.5 ----- FOR SCENE 4.
SC-4 (19) ----- CH-1 OUTPUT LEVEL.
SC-4 (25) ----- CH-2 OUTPUT LEVEL.
SC-4 (31) ----- CH-3 OUTPUT LEVEL.
SC-4 (37) ----- CH-4 OUTPUT LEVEL.
7. SPEED (13) ----- FADE TIME CONTROL.
8. PEDAL SW.1 ----- BLACK OUT. ON/OFF
-IF PRESSED AGAIN RETURNS TO LAST SCENE BEFORE BLACKOUT.
-ANY SCENE PRESSED OVERRIDES BLACKOUT, LIGHTS THAT SCENE.

F-402 FOOT CONTROLLER

Audio Mode :

INTERNAL MICROPHONE OR 1/4" JACK LINE INPUT.

1. FUNCTION SW. (6) SET TO PATTERN AUDIO (9)
2. MASTER (11) ----- MAX.
3. MANUAL OUTPUT CONTROL CH1(15), CH2(21), CH3(27), CH4(33).-(MAX).
4. PEDAL SW.2 (2) FOR PATTERN 1 (1/4 PATTERN) FORWARD / REVERSE.
5. PEDAL SW.3 (3) FOR PATTERN 2 (2/4 PATTERN) FORWARD / REVERSE.
6. PEDAL SW.4 (4) FOR PATTERN 3 (3/4 PATTERN) FORWARD / REVERSE.
7. PEDAL SW.5 (5) FOR PATTERN 4 (4 SCENE), AND THE 4 CH. OUTPUTS ARE CONTROLLED BY SC-1, SC-2, SC-3 AND SC-4.
THE MANUAL CONTROLS (15), (21), (27) AND (33) ARE DISABLED.
8. PEDAL SW.1 (1) FOR BLACK OUT ON/OFF.
-IF PRESSED AGAIN RETURNS TO LAST CHASE PATTERN
-PRESSING ANY CHASE PATTERN OVERRIDES BLACKOUT.
9. AUDIO (14): AUDIO LEVEL CONTROL.
10. SPEED (13): DISABLE AND FADE TIME SET TO MAX.

Speed Mode :

1. FUNCTION SW.(6) SET TO PATTERN SPEED (10).
2. MASTER (11) TURN TO MAX.
3. MANUAL CONTROL (15), (21), (27), (33) ----- (MAX).
4. PEDAL SW.2 (2) FOR PATTERN 1 (1/4 PATTERN) FORWARD / REVERSE.
5. PEDAL SW.3 (3) FOR PATTERN 2 (2/4 PATTERN) FORWARD / REVERSE.
6. PEDAL SW.4 (4) FOR PATTERN 3 (3/4 PATTERN) FORWARD / REVERSE.
7. PEDAL SW.5 (5) FOR PATTERN 4 (4 SCENE), AND THE 4 CH. OUTPUTS ARE CONTROLLED BY SC-1, SC-2, SC-3 AND SC-4.
THE MANUAL CONTROLS (15), (21), (27) AND (33) ARE DISABLED.
8. PEDAL SW.1 (1) FOR BLACK OUT ON/OFF.
-IF PRESSED AGAIN RETURNS TO LAST CHASE PATTERN
-PRESSING ANY CHASE PATTERN OVERRIDES BLACKOUT.
9. SPEED (13) CONTROL CHASING SPEED AND FADE TIME.