

Overview

The Insite 7" Touchscreen is an attractive graphical interface designed to give its users simple, hands-on control over a CueServer hosted lighting system.

Insite touchscreen pages are created using *CueServer Studio* software. The software allows users to create rich, graphical pages customized to suit their unique needs. Once created, these pages are stored in a CueServer processor and are viewed through the Insite touchscreen from virtually anywhere across a network.

Every design element of Insite is uncompromising. Minimalist, but rugged, it is suited to complement any decor. Its capacitive, multitouch, glass face is surrounded by a solid piece of machined aluminum. A quad-core 1.2GHz processor makes the bright, true-color, ultra-high resolution display extremely responsive. Power is provided via PoE or 12VDC input for installation flexibility, and a standard 3-gang wall box mounting system makes it extremely contractor friendly.

The Insite 7" touchscreen is available in either White or Black front faces.



ST-IET7
Insite 7" Touchscreen



Left Side

Back Side

Mounting Bracket

Features

- Designed to display custom graphical user interfaces created with *CueServer Studio* software and hosted by a networked CueServer
- Minimal design suited to complement any decor
- Available in White or Black trim
- Ultra high resolution (217ppi) true color display
- 7.0" diagonal viewable screen size
- Capacitive multitouch screen handles up to 5 fingers at once
- Super responsive quad-core 1.2GHz processor
- Power-over-Ethernet or DC voltage input
- Contact-closure inputs and digital outputs for external interfaces
- 12VDC output for external occupancy/motion detectors
- Powder coated machined solid aluminum
- Standard 3-gang wall box flush-mounting

Applications

- Commercial or Residential
- Architectural or Entertainment Lighting
- Themed Entertainment Venues
- Cruise Ships
- Museums
- Broadcast Studios
- Water Fountains
- Trade Shows
- Building Management

Interactive Technologies, Inc.

5295 Lake Pointe Center Drive, Suite 100
Cumming, GA 30041 USA
678-455-9019 (Phone)
www.interactive-online.com

Catalog #:

Prepared by:

Project:

Date:

Specifications

Feature	Detail	Description
Front Appearance	Color	White or Black
	Bezel	Powder Coated Machined Solid Aluminum
	Glass	Low-Iron, Color Matched to Bezel
Display	Diagonal Size	7.0 inches
	Active Area	5.90" (149.76 mm) x 3.69" (93.6 mm)
	Resolution	1280 x 800
	Dot Pitch	217 ppi
	Contrast Ratio	800:1
	Brightness	500 cd/m ²
	Viewing Angle	160° Horizontal / 160° Vertical
	Touch	Capacitive Multitouch (5 Concurrent Touches)
Processor	CPU	Quad Cortex A53 @ 1.2GHz
	Graphics	400MHz VideoCore IV
	RAM	1GB SDRAM
Protocol	Network	CueStation 2
Rear Connectors & Features	Ethernet	RJ45, 10/100 Base-T with PoE
	8-Position Removable Terminal Block	Auxiliary DC Power Input, Accessory 12VDC Output, Two Contact Closure Inputs, Two Digital Outputs
	Status	RGB LED, 7 Colors
	Reset	Pinhole Button
	Grounding Lug	Optional Earth Ground
	USB Host	USB Type-A, Factory Use Only
Mounting	Footprint	3-Gang Wall Box, Deep
	Orientation	Landscape
	Security	Hex Set Screw
Power	Consumption	≤ 9 Watts
	Power-over-Ethernet	PoE Class 0
	Auxiliary DC Input	12VDC
	Dual-Source Priority	Auxiliary Input
Physical	Width	7.58" (192.5 mm)
	Height	5.31" (135 mm)
	Depth	3.42" (86.8 mm) overall 0.67" (17.0 mm) face 2.75" (69.8 mm) behind face
	Weight	1.96 lbs. (0.89 kg)
Environmental	Operating Temperature	-4° to 158° F (-20° to 70° C)
	Storage Temperature	-22° to 176° F (-30° to 80°C)
	Humidity	5 to 95%, non-condensing
	Altitude	10,000 feet maximum

Ordering

Insite

ST-IET7-CB Insite 7" Touchscreen, Black

ST-IET7-CW Insite 7" Touchscreen, White

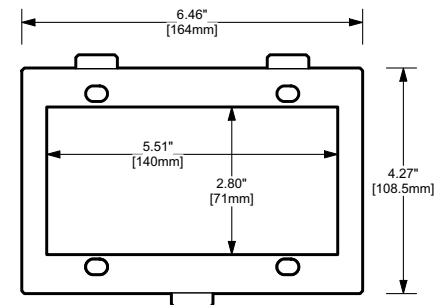
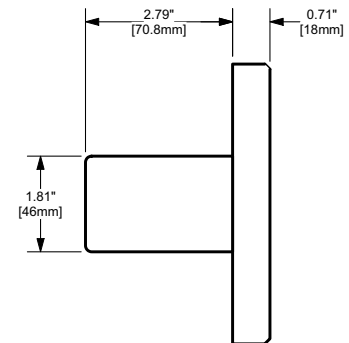
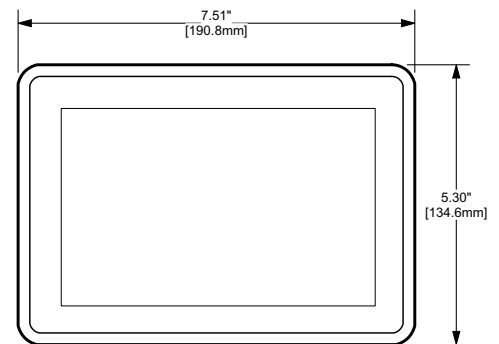
Includes Insite touchscreen, standard 3-gang wall box mounting bracket, removable terminal block, and mounting hardware

Software

CueServer Studio 2

Programming software for CueServer 2 and Insite touchscreens may be downloaded for free from our web site. Both macOS and Windows versions are available.

Dimensions



Insite is proudly designed, engineered, and manufactured in the USA.



Insite can be used to meet California Title 24 requirements.

Distributor:



Phone: 407-857-8770

Fax: 407-857-8771

Email: sales@techni-lux.com

www.techni-lux.com