

Ultra **LED** SERIES



Information specifically for:

DL-ULEDMR16TC3

This manual contains important information.
Please read before operating fixture.



10900 Palmbay Drive • Orlando, FL 32824 U.S.A.

Voice: 407-857-8770 Fax: 407-857-8771

www.techni-lux.com

Introduction

Thank you for selecting the DL-ULEDMR16TC3 from Techni-Lux. This LED MR16 spot is designed for bar, club, restaurant, shop, etc. Please read this user manual carefully before use.

What is included

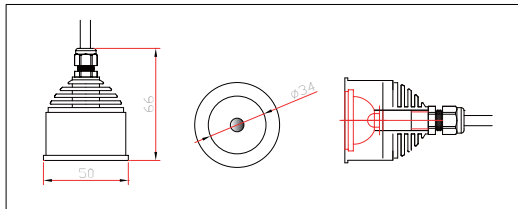
The following items are included in the box:

- 1pcs DL-ULEDMR16TC3
- 1pc User Manual

Safety Instruction


- This product is intended for indoor use only!
- Always turn off, unplug power and allow fixture to cool before servicing.
- Please keep this User Guide for future consultation.
- Always make sure that you are connecting to the proper voltage.
- To prevent risk of fire or shock, do not expose fixture to rain or moisture.
- Always disconnect from power before servicing or replacing fuse.
- Avoid looking directly into the LED light beam at a close distance.

Product Dimension



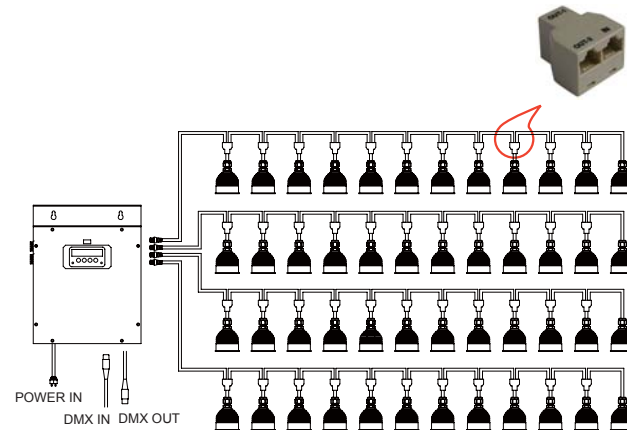
Installation

Thanks to its standard MR16 size, DL-ULEDMR16TC3 can be installed in any MR16 fittings.



Fixture Linking

DL-ULEDMR16TC3 receives power and data from DL-ULEDDRIVER4 or DL-ULEDDRIVER12R.

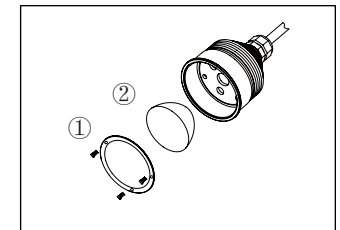


IMPORTANT!

- 1) The fixtures are linked in serial. Open circuit will cause malfunction.
- 2) Always connect OUT-1 of Splitter with LED Spot and OUT-2 to the next Splitter.

Lens Replacement

- 1) Unscrew lens holder.
- 2) Replace lens.
- 3) Follow reverse steps to close fixture.



Specifications

Source: 1 x 3W Edison tricolor LEDs

Optional Lenses: 15°, 45° (pre-installed)

Drive current: 350mA

Compatible power supply: DL-ULEDDRIVER4

DL-ULEDDRIVER12R.

Power consumption: 3.5W max.

Ingress Protection: IP20

Power/Data plug: RJ45

Size: Ø50mm x 66mm

Weight: 0.30kg