



# Replacing Flexipar Socket with Techni-Lux ZELS0036 Socket


1. Unscrew silver thumb screw on back of unit to separate back part from the front.



2. Unscrew black knob to loosen socket round base and expose wires. (Inside there's a black spring on the screw.)





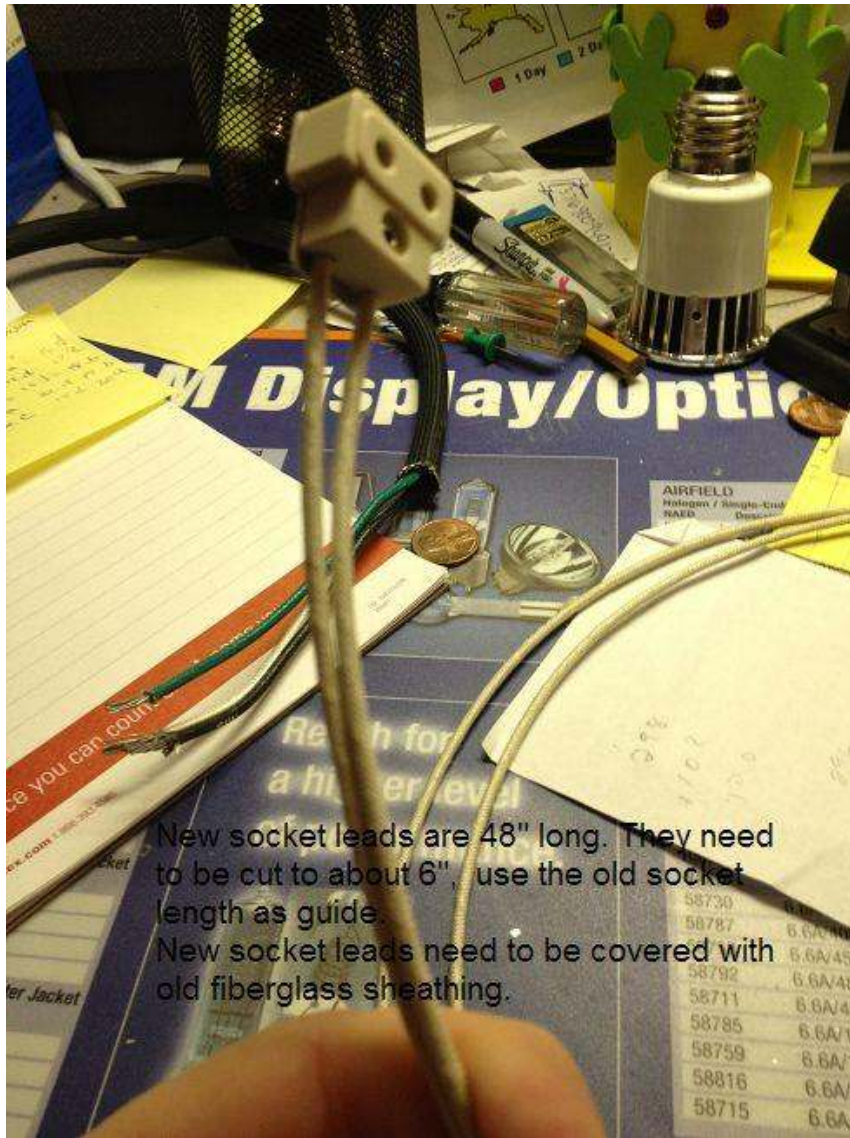
3. Insert a flat head screw driver to release ceramic socket.





4. The ground wire stays.





New socket leads are 48" long. They need to be cut to about 6", use the old socket length as guide.  
New socket leads need to be covered with old fiberglass sheathing.

AIRFIELD Halogen / Single-Crud NAED	
58730	6.6A/48
58787	6.6A/48
58792	6.6A/48
58711	6.6A/48
58785	6.6A/1
58759	6.6A/1
58816	6.6A/1
58715	6.6A/1