

## Single Pole Connectors

- Full Line of 300 and 400 Amp Series 16 Devices
- Industry Best Performance
- Designed for the Most Demanding Environments

### FEATURES

- Insulgrip® style housing for superior gripping
- Non-conductive retaining screw locks contacts in place
- Turn and Lock symbol indicates devices are properly connected
- Highly conductive brass contacts improve performance and extend life

### SPECIFICATIONS

- Electrical:
  - Voltage Ratings: 600V AC Maximum  
250V DC Maximum
  - Amperage Rating: 400A Maximum
- Mechanical:
  - Terminal Accommodation:
    - Plug- 300A – #4 to 2/0.
    - Plug- 400A – 2/0 to 4/0.
    - Recept.- 400A – #4 to 4/0
  - Product Identification:
    - Ratings are a permanent part of device
  - Housing Compound:
    - Thermoplastic Elastomer (TPE)
  - Contact Material: Brass
  - Retaining Screw Material: Nylon

### STANDARDS/LISTINGS/VERIFICATIONS

- UL and cUL Listed
- UL Enclosure Types 3R, 4X, 12K
- Flammability: HB per UL94 or CSA 22.2. 0.17
- UL 498 for attachment plugs and receptacles
- UL 1691 draft standard for single pin and sleeve devices intended for theatre, stage and studio applications
- National Electric Code (NEC), ANSI/NFPA 70



Hubbell's Single Pole connectors are made from a specially formulated thermoplastic elastomer (TPE) that resists cracking in cold, hot or oily conditions as well as any other harmful environments that may be found within the Entertainment Industry. The connectors have been designed so they are easy to assemble, requiring no special tools. A high strength, non-conductive retaining screw will securely lock the contacts to the insulated sleeves. These Single Pole connectors are completely interchangeable with other manufacturers single pole products. The product is UL Enclosure Type 3R, 4X and 12K Rated.

### APPLICATIONS

- Stage/studio power
- "On-location" filming
- Portable power distribution
- Carnivals
- Lighting
- Theme parks





**300 and 400 Amp, 600V AC/250V DC**  
Enclosure Types 3R, 4X, 12K

**Plugs**

		
<b>Description</b>	<b>Male Plug</b>	<b>Female Plug</b>
300A, thermoplastic elastomer, cable size #4-2/0	<b>HBL300Mxx</b>	<b>HBL300Fxx</b>
400A, thermoplastic elastomer, cable size 2/0-4/0	<b>HBL400Mxx</b>	<b>HBL400Fxx</b>

**Receptacles, Double Set Screw**

		
<b>Description</b>	<b>Female</b>	<b>Male</b>
400A Panel Mount, thermoplastic elastomer, cable size #4 - 4/0, mates with 300 and 400A plugs	<b>HBLFRxx</b>	<b>HBLMRxx</b>

**Receptacles, Bus Bar Mount**

		
<b>Description</b>	<b>Female</b>	<b>Male</b>
400A Mount, thermoplastic elastomer, mates with 300 and 400A plugs	<b>HBLFRBxx</b>	<b>HBLMRBxx</b>


**T's and Tri-Taps**

			
<b>Tapping "T" (F/F/M)</b>	<b>Paralleling "T" (F/M/M)</b>	<b>Tri-Tap (M/F/F/F)</b>	<b>Tri-Tap (F/M/M/M)</b>
<b>HBLTxx</b>	<b>HBLPTxx</b>	<b>HBLM3Fxx</b>	<b>HBLF3Mxx</b>

**Replacement Bodies**



	
<b>Male Body</b>	<b>Female Body</b>
<b>HBLMBxx</b>	<b>HBLFBxx</b>

**Accessories**

<b>Description</b>	<b>Male or Female Plugs</b>	
Retaining screw, copper foil, terminal screws and wire	<b>HBLPK</b>	
Replacement retaining screw (500 pack)	<b>HBLRS</b>	

**Receptacles, Stud Type**


400A Panel Mount, thermoplastic elastomer, mates with 300 and 400A plugs

			
<b>Female Receptacles</b>		<b>Male Receptacles</b>	
<b>Through Hole Mounting</b>	<b>Threaded Mounting Holes</b>	<b>Through Hole Mounting</b>	<b>Threaded Mounting Holes</b>
<b>HBLFRSxx</b>	<b>HBLFRSCxx</b>	<b>HBLMRSxx</b>	<b>HBLMRSCxx</b>

**Protective Caps**

		
<b>Description</b>	<b>Fits Male Devices</b>	<b>Fits Female Devices</b>
Fits 300 and 400A devices	<b>HBLMCAPxx</b>	<b>HBLFCAPxx</b>

**Snap Back Covers**

		
<b>Description</b>	<b>Through Hole Mounting</b>	<b>Threaded Mounting Holes</b>
Use with the receptacles on this page	<b>HBLSCxx*</b>	<b>HBLSCCxx*</b>
*3R only.		

**Gender Reversing Devices**

	
<b>Double Male (M/M)</b>	<b>Double Female (F/F)</b>
<b>HBLDMxx</b>	<b>HBLDFxx</b>

**Distribution Block**


<b>1-Male, 6-Females</b>
<b>HBL7DBxx</b>

**Replacement Contacts**

		
<b>Description</b>	<b>Male Pin</b>	<b>Female Sleeve</b>
Contact, 300A	<b>HBL300RCM</b>	<b>HBL300RCF</b>
Contact, 400A	<b>HBL400RCM</b>	<b>HBL400RCF</b>

xx = Color: BK (Black), BL (Blue), BN (Brown), GN (Green), O (Orange), R (Red), W (White) and Y (Yellow).

Distributor:



Phone: 407-857-8770  
Fax: 407-857-8771  
Email: sales@techni-lux.com  
www.techni-lux.com