



STAGEMAKER[®] CONCERT HOISTS

Raising the Standard of Performance

www.rmhoist.com



STAGEMAKER® COMPACT Concert Hoist

The R&M STAGEMAKER® COMPACT concert hoist is designed for handling stage and theatrical equipment; it enables the safe and accurate positioning of speakers, lighting systems, stage sets and sceneries. STAGEMAKER® COMPACT hoists are CSA approved (configurations B and S only) and CE marked. STAGEMAKER® COMPACT's features and options make it the best choice for a demanding customer; its low weight makes it ideal for touring events; its compact size permits it to fit inside truss structures; its quietness makes it ideal for operation during performances even in theaters. You benefit from our years of manufacturing experience, long term R&D, and product improvement guided by consultation with members of the entertainment industry.

Ergonomic Handles



Folding transport handles facilitate handling. The hoist body is pressure-molded aluminum which reduces weight. Heat sink ribs on the motor body ensure efficient heat dissipation. The hoist is protected by 80-micron dark epoxy paint.

Safe, Smooth Operation


The heat treated load wheel with 5 full pockets is machined in a single production step. The black load chain is grade 80. The 5 pocket load wheel minimizes chain stress while ensuring smooth operation. A one-piece internal chain guide and external chain guide prevent the chain from jamming, no matter what the position of the hoist.



The heat treated load wheel with 5 full pockets is machined in a single production step. The black load chain is grade 80. The 5 pocket load wheel minimizes chain stress while ensuring smooth operation. A one-piece internal chain guide and external chain guide prevent the chain from jamming, no matter what the position of the hoist.



Compact, Easy Maintenance



Large integral steel panel encloses all electrical components and offers space for additional options. The panel also provides easy access for maintenance operations. (IP55/NEMA 3R).

Quiet



The revolutionary gearbox contributes to the compact hoist design and provides an exceptionally low noise level, average dB rating less than 75 dB (IP55/NEMA 3R).

Stagemaker® Configuration B

Low Voltage Control for Fixed or Mobile Installation

Configuration B utilizes low voltage control. The hoist (SM1, SM5, SM10) is equipped so it can be mounted in inverted or normal position. Controller furnished separately. A “pickle”, which is used during stage setup, can be connected directly to the low voltage hoist control. The SM16, SM20 and SM25 hoists must always be mounted in the normal position and are furnished with pushbutton pendant controller with E-stop.

Hoist Features:

- Compact - for better space utilization on stage, in trusses and on the truck.
- Quiet operation - can even be used during performances.
- 5-pocket load wheel provides exceptionally smooth operation and reduced chain wear.
- Anti-jam chain guide for precise chain alignment.
- Increased Safety with combined load limiter / brake.
- 80 micron thick black epoxy paint finish.
- Class F insulated Hoisting Motor.
- Electromechanical disk brake.
- Solid-state brake control.
- 360° upper / lower hook rotation.
- Vinyl chain container.
- Black load chain (SM1, SM5, SM10).
- Electro-zinc load chain (SM16, SM20, SM25).
- Ergonomic handles (SM1, SM5, SM10).
- 230V-3Ph-60Hz power supply.
- Pressure cast aluminum body.



Note:

- A mainline contactor is not furnished on SM1 hoists.
- Mainline contactor is specially wired so it always energized when power to the hoist (SM5 and SM10 only) is applied.
- The mainline contactor in the hoist control panel for the SM16, SM20, and SM25 hoists is controlled by the E-Stop on the pushbutton controller.



Inverted Position

Normal Position

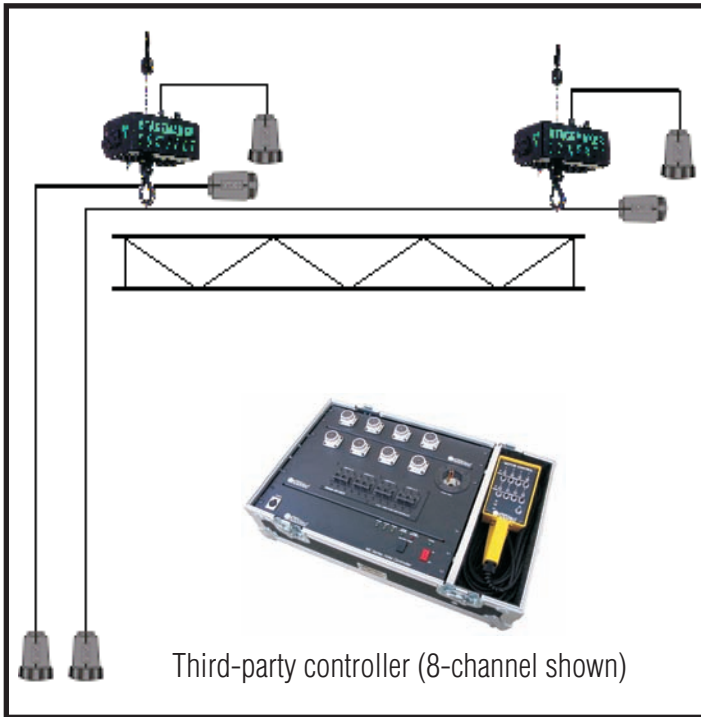
Controllers:

- 4, 8 or 12 channel controller with remote configured for combined power/control or separate power and control.
- Pistol-grip pushbutton controller or “Pickle” (SM1, SM5, SM10) with pigtail (standard pigtail length is 18”, longer lengths available). Plug is optional.
- Pushbutton controller with E-Stop button (SM16, SM20, SM25).

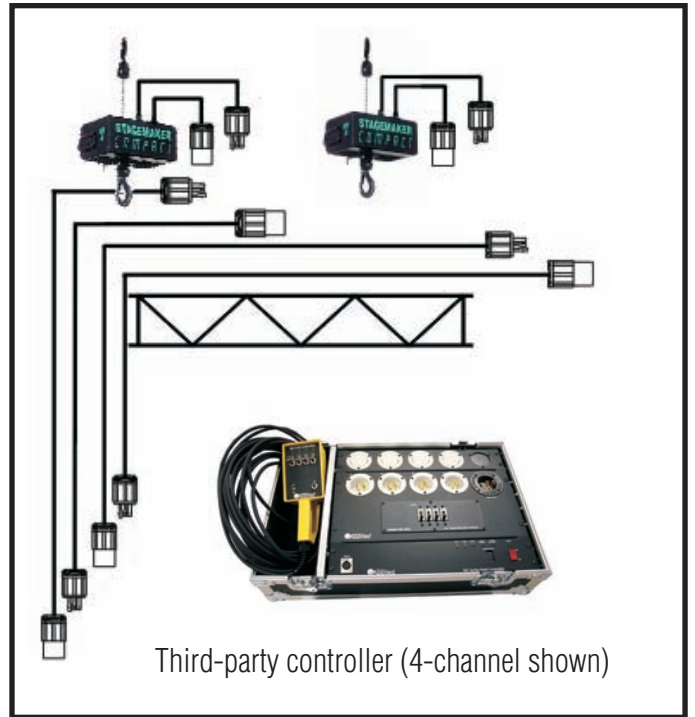
Accessories:

- Motor cables.
- Single and twin flight cases (SM5, SM10 only).

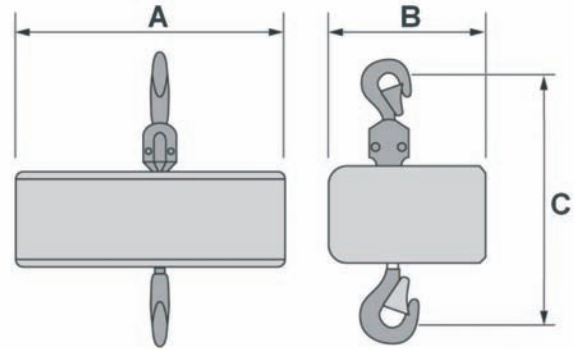
Two-hoist, one cable arrangement.



Two-hoist, four-cable arrangement.



Hoist Dimension Drawing



Configuration B Technical Data:

Cap. (Ton)	Model	Speed (fpm)	Falls	Dimensions (Inches)			Power (HP)	Nominal Current 230 V	Weight of Unit (1) (lbs)	Chain weight (lb/ft)
				A	B	C				
1/16	SM1 068 M2-B	32	1	12 1/4	8 1/2	12 1/4	0.33	2	29	0.148
1/16	SM1 0616 M1-B	64	1	12 1/4	8 1/2	12 1/4	0.33	2	29	0.148
1/8	SM1 128 M1-B	32	1	12 1/4	8 1/2	12 1/4	0.33	2	29	0.148
1/4	SM5 254 M1-B	16	1	16 1/4	9 1/4	16	0.65	2	58	0.363
1/4	SM5 258 M1-B	32	1	16 1/4	9 1/4	16	1.3	4	58	0.363
1/4	SM5 2516 M1-B	64	1	16 1/4	9 1/4	16	1.3	4	58	0.363
1/2	SM5 504 M1-B	16	1	16 1/4	9 1/4	16	0.65	2	58	0.363
1/2	SM5 508 M1-B	32	1	16 1/4	9 1/4	16	1.3	4	58	0.363
1/2	SM10 5016 M1-B	64	1	19	11 3/4	19 1/4	2.8	7.2	113	0.726
1	SM10 1004 M1-B	16	1	19	11 3/4	19 1/4	1.4	3.6	113	0.726
1	SM10 1008 M1-B	32	1	19	11 3/4	19 1/4	2.8	7.2	113	0.726
1 1/2	SM16 1608 M1-B	32	1	20 1/4	14	22	5.6	15.4	243	1.209
2	SM10 2002 M1-B	8	2	19	11 3/4	21 3/4	1.4	3.6	125	0.726
2	SM10 2004 M1-B	16	2	19	11 3/4	21 3/4	2.8	7.2	125	0.726
2	SM20 2008 M1-B	32	1	20 1/4	14	23 1/4	5.6	15.4	243	1.209
2 1/2	SM25 2506 M1-B	25	1	20 1/4	14	23 1/4	5.6	15.4	243	1.209
5	SM25 5003 M1-B	12.5	2	20 1/4	14	27 1/4	5.6	15.4	243	1.209

(1) approximate weight without chain

Configuration B Options:

- Fixed body hook (SM5 and SM10)
- Upper and lower (weight-operated) limit switches – normal position only
- Self locking hook (SM5 and SM10)
- Geared limit switch
- Second brake (SM5 and SM10)
- Steel control enclosure for SM1
- Vinyl rain cover
- Drain hole in the load sprocket compartment (SM5 and SM10 only)
- Power pigtail – no plug (standard pigtail length is 18”, longer lengths available)
- Control pigtail – no plug (standard pigtail length is 18”, longer lengths available)
- Power & control pigtail – no plug (standard pigtail length is 18”, longer lengths available)
- Twist-Lock male plug for power pigtail
- 7 pin Socapex male plug for power & control pigtail
- Twist-Lock female receptacle for control pigtail
- Mating plug/receptacle for the supplied plug
- Custom plug for pigtail
- 460V-3Ph-60Hz or 208V-3Ph-60Hz power supply

STAGEMAKER® COMPACT concert hoists are offered in many configurations, each with its own control type and hoist features.

✓ **Configuration A:** Utilizes direct motor control for easier setup and cabling. The hoist is equipped so it can be mounted in the normal or inverted position. A direct motor control hoist in the inverted position is best suited for temporary or short-term setups. Full line voltage controller furnished separately.

✓ **Configuration B:** Utilizes low voltage control. The hoist (SM1, SM5, SM10) is equipped so it can be mounted in the inverted or normal position. Controller furnished separately. A “pickle”, which is used during stage setup, can be connected directly to the low voltage hoist control. The SM16, SM20 and SM25 hoists must always be mounted in the normal position and are furnished with a pushbutton pendant controller with E-stop.

✓ **Configuration C:** Utilizes low voltage control and a separate programmable controller. The hoist is mounted in the normal position, but when specially equipped, the hoist can also be mounted in the inverted position. The hoist is readily equipped for programmable control and sequencing. Controller furnished separately.

✓ **Configuration D:** Used where a higher degree of safety is needed. The hoist complies with enhanced safety regulations in accordance to DIN 56925. The enhanced safety features and low voltage control are operated from a standard or programmable controller. The hoist is mounted in the normal position, but when specially equipped, the hoist can also be mounted in the inverted position and must be operated from a nonprogrammable controller.

✓ **Configuration E:** Hoist is set up to utilize external controls, which are not included. The hoist is mounted in the normal position, but when specially equipped, the hoist can also be mounted in the inverted position.

✓ **Configuration S:** Utilizes single-phase motor control. The hoist is equipped so it can be mounted in the inverted or normal position. Controller furnished separately. A “pickle”, which is used during stage setup, can be connected directly to the single-phase controls.



STAGEMAKER® Manual Products

4501 Gateway Blvd.
Springfield, Ohio 45502
Phone: (937) 328-5100
Fax: (937) 325-5319
Nationwide Toll-Free 1-800-955-9967
www.rmhoist.com
Bulletin No. STGM - B2005
© 2005,
R&M Materials Handling, Inc.

Stagemaker is a registered trademark
of R&M Materials Handling, Inc.



RMP Premium Manual Chain Hoists

- ◆ Capacities 1/2 ton to 20 ton
- ◆ Automatic braking
- ◆ Overload limiting device is standard
- ◆ Spark resistant options available



RM Series II Manual Chain Hoists

- ◆ Capacities 1/4 ton to 5 ton
- ◆ Chain anchor maintains lower limit
- ◆ Weston-style braking
- ◆ Overload limiting device is standard on 1/2 ton through 5 ton models




RLP Premium Manual Lever Pullers

- ◆ Capacities 3/4 ton to 6 ton
- ◆ 360 rotation of handle and upper/lower hooks
- ◆ Rugged steel construction for durability
- ◆ Open chain path for simple inspection and cleaning

RL Manual Lever Pullers

- ◆ Capacities 1/4 ton to 3 ton
- ◆ Level direction switch allows operation from both directions
- ◆ Weston-style braking



RBC Beam Clamp

- ◆ Capacities 1, 2, 3 and 5 ton
- ◆ Designed for Standard and Wide Flange beams
- ◆ Built-in suspension bar provides lower headroom
- ◆ Fast action transition screw for easy adjustment



YOUR DISTRIBUTOR CONTACT IS:

