

MARINCO
power products

GUEST


MARINCO

MASTERVOLT



2 0 1 8

- Battery Chargers & Accessories
- CAM Tech Devices
- DC Devices
- Stage Pin Devices
- Wiring Devices



Distributor



www.techni-lux.com

Phone (407) 857-8770 Fax (407) 857-8771 Email sales@techni-lux.com

For decades Ancor, BEP, Blue Sea Systems, Guest, Marinco, Marinco Power Products, Mastervolt, On Board Solutions, ProMariner and Progressive Industries have worked independently to provide innovative electrical products. Now the ten companies are working together to offer comprehensive electrical solutions for industrial applications.

Providing more than products. Providing Solutions.

ANCOR

Wire & Cable
Terminals & Lugs
Wire Management
Tools & Testers
Lighting
ancorproducts.com

BEP

Battery Management
Connectors & Insulators
Circuit Protection
Power Distribution Panels
Meters
bepmarine.com

BLUE SEA SYSTEMS

Power Conversion
Battery Management
Circuit Protection & Switches
Connectors & Insulators
Power Distribution
Meters
blueseasystems.com

GUEST

Power Conversion
marinco.com/en/guest

MARINCO

Shore Power
DC Power Connections
Power Conversion
Battery Management
Wiper Systems
Horns
Lighting
Ventilation
marinco.com

MARINCO power products

Wiring Devices
DC Devices
CAM Tech Devices
Stage Pin Devices
marinco.com/powerproducts.com

MASTERVOLT

Power Conversion
Batteries
Battery Management
Transformers
Alternators & Regulators
Digital Switching
mastervolt.us

On Board Solutions

A ProMariner Company

ProMariner™

Waterproof Battery Chargers
Vented Battery Chargers
Inverters
Combis
Isolators
Accessories
onboardsolutions.biz
promariner.com

Progressive **Industries**

Surge Protection
progressiveindustries.com



ANCOR

For over 30 years Ankor has been the industry leader for quality tinned copper Marine Grade™ wire and cable. Ankor's comprehensive product line includes everything required to complete a wiring project. This includes Marine Grade wire and cable, terminals and connectors, wire management products, and hand tools. Ankor designs products to the highest standards that meet UL, ABYC, NMMA and USCG standards.



BEP

BEP offers a range of high quality electrical solutions designed for harsh environments. Every product meets exacting performance specifications and is designed to withstand extreme conditions.



BLUE SEA SYSTEMS

Blue Sea Systems was founded in 1992 based on a commitment to create innovative, high quality electrical products to improve the safety, simplicity, and reliability. Products include battery chargers, battery switches, automatic charging relays, fuse blocks, busbars, meters, and both standard and custom power distribution panels.



GUEST

Guest has been designing battery products for over 45 years. Our battery chargers, maintainers, and battery switches are designed and built to stand up to today's punishing industrial environment. Materials are selected to provide toughness and durability over a long product lifespan. All battery chargers are 100% waterproof and shock resistant.



MARINCO

Since 1972, Maringo power inlets and cords have set the industry standard. They are built to withstand the harshest industrial and marine environments. Maringo has continued to expand their product line to offer a complete range of shore power cords as well as a broad range of cord adapters. Maringo is also a leading supplier of wipers, spotlights and horns.



MARINCO power products

Maringo Power Products offers over 800 electrical products, including straight-blade and locking wiring devices for a wide range of industries, single pole CAMs for portable power, and stage pins for the entertainment power and lighting industry. We also offer 12V and USB chargers for mobile equipment and other markets.



MASTERVOLT

Mastervolt has been a strong, innovation-driven company since its founding in 1991. Mastervolt stands for reliable autonomous power solutions. Mastervolt's electric solutions are widely used in demanding markets such as mobile, off shore, industrial, autonomous solar and infrastructure.



On Board Solutions

A ProMariner Company ProMariner™

On Board Solutions, a division of ProMariner, was established to leverage the synergy in technology and ability to ruggedize on board charger and inverter products to meet the specific needs of the mobile, industrial, and commercial markets.



Progressive Industries

Progressive Industries has been delivering the finest RV surge and electrical protection since 1998. We offer portable units, hardwired units, and RV adapters and accessories. Progressive Industries is dedicated to develop products with the highest quality and reliability.

NEW Products



70

1.5 Amp ChargePro™ Maintainer

Highly reliable, Guest 1.5 Amp maintainer extends battery life and will charge, monitor and re-charge your battery if the voltage drops below 12.9V. The maintainer can be safely connected to the battery for short or long periods of time.



66

Guest ChargePro™ On-Board Battery Chargers

New line of Guest chargers ranging from 5 to 40 amps, with fully automatic 5-Stage performance charging for 12 volt lead acid and AGM batteries. Chargers have dedicated outputs, aluminum housings and expanded LED charge status. 100% waterproof and shock resistant.



54

CLS Series 18 Ballnose Panel Mounts

CLS18 Series panel mount CAMs provide NEMA 3R and 4 protection when mated with CLS18 Inline CAMs. Series 18 panel mounted CAMs are CSA certified and can be used with optional CAM covers to meet NEMA 3R environmental protection when not in use.



48

Panel Mounted CAM Options

Expanded offering of panel mounted CAMs now includes longer 1 1/2 inch threaded stud option, 45 degree with two hole busbar, and a cover adapter for use on 45 degree CAMs

Generator Cordsets

Our new generator cordsets offer heavy duty plug and connector design along with a super flexible industrial-grade cable in ten different configurations including a triple tap 15A connector with LED light for visual power indication.

21



Table of Contents

WIRING DEVICES

The Marincó Difference	8
Wiring Devices TOC	9
Straight Blade Standard Devices	10
Straight Blade Clamp-Lock™	12
Straight Blade Hospital Grade	14
Straight Blade Corrosion Resistant	16
Straight Blade ConnectGlow	18
IEC 320 Specification-Grade Connectors	20
Generator Cordsets	21
Straight Blade Dimensions & Specifications	22
Locking Standard Devices	24
Locking ConnectGlow	28
Locking Corrosion Resistant	30
Locking Isolated Ground	32
Locking Dimensions & Specs	34
Accessories	38
Adapters	40
Product Selection Guides	41



p. 14



p. 21



p. 24



p. 24



p. 32



p. 38

CAM TECH DEVICES

Inline Connectors	46
Panel Mounts	48
Cam Reducers	50
CL/CLS/CLM Adapters	51
CL/CLS/CLM Covers & Caps	52
Tools, Parts & Accessories	53
Dimension Drawings	54



p. 46



p. 48



p. 48



p. 52

STAGE PIN DEVICES

Bates Inlines	58
Bates Panel Mounts	59
Group 5 Inlines	60
Group 5 Panel Mounts & Wire Charts	61
Stage Pin & Panel Mount Dimensions	62
20A Power Connectors	63



p. 58



p. 61



p. 63

CHARGERS & ACCESSORIES

ChargePro™ Battery Chargers	66
Portable Battery Chargers	69
1.5A ChargePro™ Maintainer	70
Inlets & Charger Cords	71
Battery Isolators	72
Battery Switches	73



p. 66



p. 68



p. 73

DC DEVICES

Plugs & Receptacles	78
---------------------	----



p. 79



p. 80



p. 80

CROSS REFERENCES & INDEX

Cross References	83
Part Number Index	88

WIRING DEVICES

Marinco Power Products wiring devices have been industry tested for over 30 years. When the environment required is dirty, dusty, hot, humid, or wet, our products will stand up to the test. Thick walled molded housings provide a rugged design. One piece solid brass current carrying parts reduce areas where riveted parts may fatigue and break or create excess heat.

Our broad product offering includes 15A and 20A straight blade and locking, and 30A and 50A locking configurations as well as hospital grade, corrosion resistant, illuminated, and isolated ground options.





The Maringo Difference		8
Wiring Devices TOC		9
Straight Blade Standard Devices		10
Straight Blade Clamp-Lock™		12
Straight Blade Hospital Grade		14
Straight Blade Corrosion Resistant		16
Straight Blade ConnectGlow		18
IEC 320 Specification-Grade Connectors		20
Generator Cordsets		21
Straight Blade Dimensions & Specs		22
Locking Standard Devices		24
Locking ConnectGlow		28
Locking Corrosion Resistant		30
Locking Isolated Ground		32
Locking Dimensions & Specs		34
Accessories		38
Adapters		40
Product Selection Guides		41

Maringo Power Products wiring devices provide the highest quality product at a fair price

The Marincos Difference

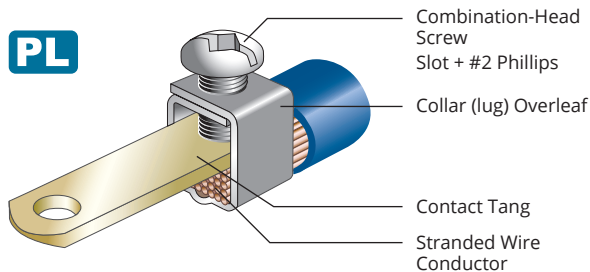
Marinco offers a full line of industry specific products with the Marincos tradition of innovative design and customer response. Products include 15A, 20A, 30A and 50A devices, both straight blade and locking.

Achieve the lowest applied cost with fast, sure assembly

Many features and benefits are universal to all Marincos brand products:

Exclusive Perma-Lock™ Terminal Tightening

As the screw goes down, the collar locks up: As the terminal screw tightens down on the contact tang, it compresses the wire underneath the tang, causing the screw to exert an upwards lift on the collar overleaf. This lifting action "locks up" the screw's threads. Heat cycling and vibration cannot loosen the screw, and stress relief is virtually eliminated.



Receptacle Clamp Terminals

The clamp is barbed to hold the conductor in place and cut oxide build-up. The entire terminal is securely held in place by the body of the device.



Single-Piece Connector Contacts

A Marincos exclusive feature! Longer beam provides more contact pressure. One-piece design eliminates the rivet found on many NEMA locking devices.



Cord Grip

Powerful mechanical clamp is located inside the housing resulting in a neat, compact design. The clamp traps the cord against the rear of the housing for a superior cord grip, preventing strain on terminals. Internal cord clamp accommodates the widest range of cord sizes and shapes.



Terminals

The clear terminal cover allows visual inspection of the terminal area. Large terminals with solid brass clamps bundle the wires for a neat, secure connection. Terminals are clearly marked in accordance with the National Electrical Code. Color-coded markings add to wiring ease and safety. Wire entry holes are located close together to ease insertion of wires.



One-Piece All-Brass Receptacle Contacts

Sturdy one-piece design eliminates the rivet found in conventional contacts. No rivet means less chance for resistance and heat rise.

Other standard Marincos features include:

- **Bevel housing**—prevents snagging nearby equipment
- **Dust seals**—for keeping foreign materials from terminals
- **Open position terminals screws**—Terminals screws are installed in open position to speed assembly
- **Speed style screws**—for faster assembly
- **Spacious housing**—for faster assembly, easy clamping to cable and convenient wire stripping

OEM Packaging Option

Devices are available bulk packed with assembly screws backed out and without individual packaging.

Add suffix ".OEM" to the part number.

Customization

We would be glad to discuss any product customization, custom color, custom logos, printing or engraving. Contact your sales representative for more information.

Selection

Blanks were left in the selection guides to notate our ability to provide these configurations if you need one of these unlisted products. Please call customer service or contact your sales rep for more information.



Straight Blade Devices

15A & 20A
(pgs 10-20)



- 10 Standard**
Connectors
Plugs
Receptacles
Flanged Inlets
Flanged Outlets
- 12 Clamp-Lock™**
Connectors
Plugs
- 14 Hospital Grade**
Connectors
Plugs
- 16 Corrosion Resistant**
Connectors
Plugs
Receptacles
- 18 ConnectGlow**
Connectors
Plugs
- 20 IEC 320 Specification-Grade Connectors**
Connectors

Locking Devices

15A, 20A, 30A & 50A
(pgs 24-37)




- 24 Standard**
Connectors
Plugs
Receptacles
Flanged Inlets
Flanged Outlets
- 28 ConnectGlow**
Connectors
Plugs
- 30 Corrosion Resistant**
Connectors
Plugs
Receptacles
- 32 Isolated Ground**
Receptacles

Straight Blade Standard Devices (15A & 20A)

Count on Marincopower Products for industrial-grade straight blade 15A and 20A wiring devices. Heavy duty material is used for all housings to hold up to regular abuse on cordsets and equipment alike. All models are designed with the installer in mind to minimize labor and ensure ease of assembly.



Exclusive Perma-Lock™ wire terminals provide secure, easy to wire connections (15A models). Details on page 8.



Applications


- Power-driven hand tools
- Electrical industrial equipment
- Manufacturing plants
- Broadcast studio equipment
- Staging & entertainment equipment
- Fire-protection equipment
- Hospital/healthcare equipment
- Temporary taps at construction sites

Plugs & Connectors

- Adjustable cord clamp provides superior strain relief
- Close-in wire entrance holes and generous wiring space make it easy to wire
- Terminals are open, ready to wire for quickest assembly
- Cord clamp insert allows use of greatest range of cord sizes
- Dust seal keeps contaminants out of wiring chamber

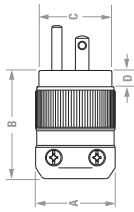
Receptacles

- Optional back or side wiring for on-the-job versatility and easy installation
- Captive self-grounding clip eliminates the need for a bonding jumper [NEC Section 250-146(B)]
- Triple-wipe copper alloy power contacts assure long-life contact pressure



Flanged Inlets & Outlets

- Flanged housing allows mounting in a panel without access from the rear



Dimensional drawings and specifications on pages 22–23



Straight Blade Standard Selection



Amps	Poles/Wires	Voltage	NEMA Config.	Body Color	Housing Color	Connector	Plug	Duplex Receptacle	Flanged Inlet	Flanged Outlet	Dust Resistant Inlet	Dust Resistant Outlet
15	2P 3W	125	5-15R 5-15P	white	black	5269	5266	5252	5278	5279	5278DRI	5279DRO
15	2P 3W	125	5-15R 5-15P	black	black	5269BL	5266BL	—	5278BL	5279BL	150BBI	—
15	2P 3W	250	6-15R 6-15P	white	black	5669	5666	—	5678	5679	5678DRI	—
20	2P 3W	125	5-20R 5-20P	white	black	5369	5366	5352	5378	5379	—	5379DRO
20	2P 3W	125	5-20R 5-20P	black	black	—	—	—	—	—	200BBI.RV	—
20	2P 3W	250	6-20R 6-20P	white	black	5469	5466	5462	5478	5479	—	—

Right Angle Devices

Amps	Poles/Wires	Voltage	NEMA Config.	Plug
15	2P 3W	125	5-15P	5266RA



Right-Angle Adapter with Cord Grip

- Accommodates .456" to 1.150" cords
- Available in black
- Fits 15 and 20 amp straight blade devices
- Compatible with plugs 5266, 5666, 5366 and 5466



Part # 15RA

Related Products



Accessories page 38–40

OEM Available: Add suffix ".OEM" to the Part number for bulk packaging. Quantities vary. See your sales rep for quantity details.

Straight Blade Clamp-Lock™ Devices (15A & 20A)

The patented Clamp-Lock termination system provides a maintenance-free connection. This revolutionary system actually gets stronger as the cable is pulled, which provides peace of mind knowing this durable trouble-free solution can handle heat, shock and vibration. Most important, Clamp-Lock enables wiring termination up to 50% faster than conventional screw termination products resulting in a more cost-effective process.



Applications

- Power-driven hand tools
- Electrical industrial equipment
- Manufacturing plants
- Broadcast studio equipment
- Staging & entertainment equipment
- Fire-protection equipment
- Hospital/healthcare equipment
- Temporary taps at construction sites

Nylon housing provides long lasting durability, resistance to corrosion and a wide range of chemicals

Beveled housing so device won't get caught on stairs, equipment, etc.

Solid brass blades and contacts for excellent conductivity

Ribbed housing allows for secure gripping

CL5269

CL5266

Features & Benefits

Plugs & Connectors

- Adjustable cord clamp provides superior strain relief
- Close-in wire entrance holes and generous wiring space make it easy to wire
- Two assembly screws make for fast assembly
- Terminals are open, ready to wire for quickest assembly
- Cord clamp insert allows use of greatest range of cord sizes
- Beveled housing so device won't get caught on stairs, equipment, etc
- Dust seal keeps contaminants out of wiring chamber

Removable inserts for various cable diameters

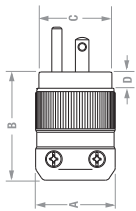
For proper assembly with larger gauge cables, Clamp-Lock is furnished with removable cable clamp inserts.




Straight Blade Clamp-Lock™ Selection



Amps	Poles/ Wires	Voltage	NEMA Config.	Body Color	Housing Color	Connector	Plug
15	2P 3W	125		white	black	CL5269	CL5266
15	2P 3W	125		black	black	CL5269BL	CL5266BL
15	2P 3W	250		white	black	CL5669	CL5666
20	2P 3W	125		white	black	CL5369	CL5366
Hospital Grade Clamp-Lock™							
15	2P 3W	125		white	black	CL8219	CL8215
15	2P 3W	125		white	transp	CL8219T	CL8215T



Dimensional drawings
and specifications
on pages 22-23



How Does it Work?

Simply open the color-coded green, white and black cam levers, insert the wires and then close the cam levers—**no tools are needed**. The cage clamp grips the wire with redundant normal force and doesn't let go. Slide the housing over the connection and lock it positively in place with two captive screws.

Related Products



Accessories
page 38-40

OEM Available: Add suffix ".OEM" to the Part number for bulk packaging. Quantities vary. See your sales rep for quantity details.

Straight Blade Hospital Grade Devices (15A)

These "green dot" devices have been rigorously tested for grounding reliability, assembly integrity, strength and durability.


Includes 15A and 20A straight blade connectors and plugs.
Available in clear or black housing.

Applications

- Hospital/healthcare equipment
- Office equipment
- Power-driven hand tools
- Fire-protection equipment

PL

Exclusive Perma-Lock™ wire terminals provide secure, easy to wire connections. Details on page 8.



Features & Benefits

Meets or Exceeds Hospital Grade UL Tests

All devices conform to UL Standards for hospital equipment #498 and #544, including:

- Abrupt plug removal (parallel to wall) test
- Ground pin retention tests
- Fault current tests
- Terminal strength test
- Face impact test
- Ground contact temperature test
- Ground resistance test
- Assembly security test
- Mold stress relief test
- Crush test
- Cord grip strain relief tests
- Static cord pull test
- Rotary cord pull test

Straight Blade Hospital Grade Selection



Amps	Poles/ Wires	Voltage	NEMA Config.	Body Color	Housing Color	Connector	Plug
15	2P 3W	125		white	black	8219	8215
15	2P 3W	125		white	transp	8219T	8215T
Hospital Grade ConnectGlow							
15	2P 3W	125		white	transp	8219TL	8215TL
Hospital Grade Clamp-Lock™							
15	2P 3W	125		white	black	CL8219	CL8215
15	2P 3W	125		white	transp	CL8219T	CL8215T



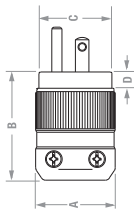
8219T



CL8219T
Clamp-Lock™

Hospital Grade Right Angle Devices

Amps	Poles/ Wires	Voltage	NEMA Config.	Plug
15	2P 3W	125		8215TRA



Dimensional drawings and specifications on pages 22-23



CL8215
Clamp-Lock™

Related Products



Accessories
page 38-40

OEM Available: Add suffix ".OEM" to the Part number for bulk packaging. Quantities vary. See your sales rep for quantity details.

Straight Blade Corrosion Resistant (15A & 20A)

Independent lab certified corrosion-resistant devices in a 240-hour 5% salt-spray test in accordance with ASTM B117


Corrosion resistant, marine grade construction with 5 year warranty.

Applications

- Power-driven hand tools
- Electrical industrial equipment
- Chemical plants
- Wastewater treatment facilities
- Food and beverage plants and equipment
- Broadcast studio equipment
- Staging & entertainment equipment
- Fire-protection equipment
- Hospital/healthcare equipment
- Temporary taps at construction sites

PL

Exclusive Perma-Lock™ wire terminals provide secure, easy to wire connections (15A models). Details on page 8.




Features & Benefits

Plugs & Connectors

- Nickel plated contacts
- Thumbprint locator on cover makes it easy to align the ground blade for easier hook-up
- Accepts any 10/3 S-type (STW, STOW) cable up to 3/4" in diameter
- Clear terminal cover allows for easy inspection of wiring connection
- Plug and Connector accepts #10 through #16 gauge wires
- Exclusive cover provides superior waterproof seal
- Stainless Steel Fasteners for corrosion resistance
- Powerful strain relief with stainless screws
- Exclusive Marincó® cover provides superior waterproof seal
- Contoured weatherproof cover allows better grip





Receptacles

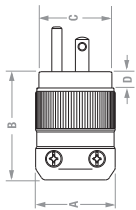
- Corrosion resistant, marine grade construction with 5 year warranty
- Nickel plated contacts
- Stainless Steel Fasteners for corrosion resistance
- Terminals and contacts—clamp type terminals provide superior wire holding. Rivetless one-piece contacts eliminate joint resistance



**Straight Blade
Corrosion Resistant Selection**



Amps	Poles/ Wires	Voltage	NEMA Config.	Body Color	Housing Color	Connector	Plug	Duplex Receptacle
15	2P 3W	125	 	white	yellow	5269CR	5266CRS	5262CRR
20	2P 3W	125	 	white	yellow	5369CR	—	—



Dimensional drawings and specifications on pages 22–23

Related Products



Accessories
page 38–40

OEM Available: Add suffix “.OEM” to the Part number for bulk packaging. Quantities vary. See your sales rep for quantity details.

Straight Blade ConnectGlow Devices (15A)

Connectors light when a circuit is energized

Users of ConnectGlow devices know immediately if a circuit is energized because the neon bulb is energized, rather than having to perform time-consuming circuit testing. You can easily see the circuit status and determine whether there is a problem with the circuit or with the apparatus that is being connected. This is particularly helpful in applications where it is difficult to get to the connection point, such as drop cords or extension cords, or where users might not be proficient in circuit testing.

Applications

- Power-driven hand tools
- Electrical industrial equipment
- Manufacturing plants
- Broadcast studio equipment
- Staging & entertainment equipment
- Fire-protection equipment
- Hospital/healthcare equipment
- Temporary taps at construction sites


PL

Exclusive Perma-Lock™ wire terminals

provide secure, easy to wire connections. Details on page 8.

Features & Benefits





Another function is for monitoring connection status. With ConnectGlow devices, you can visually monitor a connection to assure it is maintained.

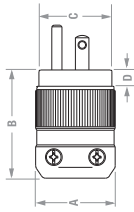
Features

- 15-, 20- and 30-amp 3-wire plugs and connectors
- Bright Neon bulb with full 360° visibility
- Mag-Vu™ window magnifies bulb and terminal for easy inspection
- 5-year limited warranty
- **Exclusive** Marincos Mag-Vu™ Windows makes visual verification of condition of terminal connections fast and easy.

Straight Blade ConnectGlow Selection



Amps	Poles/ Wires	Voltage	NEMA Config.	Body Color	Housing Color	Connector	Plug
15	2P 3W	125	  5-15R 5-15P	white	transp	5269L	5266L
15	2P 3W	125	  5-15R 5-15P	white	transp	8219TL Hospital Grade	8215TL Hospital Grade



Dimensional drawings
and specifications
on pages 22-23

Related Products



Accessories
page 38-40

OEM Available: Add suffix ".OEM" to the Part number for bulk packaging.
Quantities vary. See your sales rep for quantity details.






IEC 320 Specification-Grade Connectors

Rugged Connectors for Industrial Computers, Servers, Peripherals, Utility Vehicles, Stage Lighting, Broadcast Sound & Video

- Premium IEC 320 connectors designed for critical applications perfect for harsh handling and harsh environments
- IEC 320 is the International standard for appliance power connectors
- Rugged and rewirable connectors are used to supply power to a wide range of electronic equipment
- Shock-absorbing design is less vulnerable to shattering or cracking when abused
- Exclusive Perma-Lock™ terminals for secure, easy to wire connections
- Deep funnel wire pockets to easily guide wire insertion
- Adjustable cord clamp provides superior strain relief
- Cord clamp insert allows for greatest range of cord sizes



Specifications

Amps	Poles/ Wires	Voltage	IEC Config.	Connector
15	2P 3W	120		320IEC13
15	2P 3W	120		320IEC15
20	2P 3W	120		320IEC19

The Marincop **320IEC13** is rated for service where maximum pin temperature of mating inlet does not exceed 70°C. U.L. and C.S.A. allow its use at **15 amps**, while European agencies permit **10 amps (220-240V AC)**.

The Marincop **320IEC15** is rated for service where maximum pin temperature of mating inlet does not exceed 120°C. U.L. and C.S.A. allow its use at **15 amps**, while European agencies permit **10 amps (220-240V AC)**.

The Marincop **320IEC19** is rated for service where maximum pin temperature of mating inlet does not exceed 70°C. U.L. and C.S.A. allow its use at **20 amps**, while European agencies permit **16 amps (250V AC)**.

OEM Available: Add suffix ".OEM" to the Part number for bulk packaging. Quantities vary. See your sales rep for quantity details.

Generator Cordsets **NEW**

Introducing our new GCS series generator cordsets. These generator cordsets offer heavy duty plug and connector design along with a super flexible industrial-grade cable. Available in 20A and 30A configurations of different lengths and wiring device configurations cover the majority of needs for smaller generator applications.

- Cordsets use yellow color STOW 10 AWG and 12 AWG wire with heavy-duty plugs and connectors that are then overmolded
- Cordsets are UL Listed & CSA certified



Amp	Wire Gauge	Length	Part #	Plug	Connector
20	12 AWG 4 conductor	10 ft	GCS124A10	L14-20P	L14-20R
		25 ft	GCS124A25	L14-20P	L14-20R
		50 ft	GCS124A50	L14-20P	L14-20R
30	10 AWG 3 conductor	10 ft	GCS103B10	L5-30P	L5-30R
		25 ft	GCS103B25	L5-30P	L5-30R
		50 ft	GCS103B50	L5-30P	L5-30R
30 to (3) 15	12 AWG 4 conductor	10 ft	GCS104C10	L14-30P	L14-30R
		25 ft	GCS104C25	L14-30P	L14-30R
		50 ft	GCS104C50	L14-30P	L14-30R
30 to (3) 15	12 AWG 3 conductor	25 ft	GCS123D25	L5-30P	5-15 triple receptacle

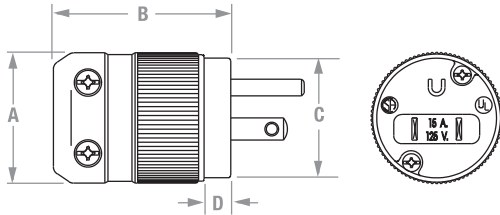


GCS123D25

Straight Blade Dimensions (15A & 20A)

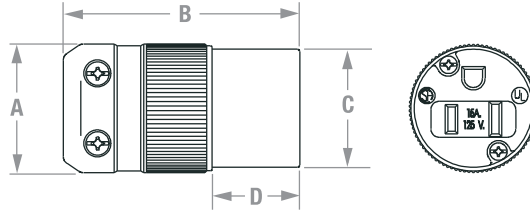
Plugs

A	B	C	D
1.47"	2.00"	1.35"	0.30"



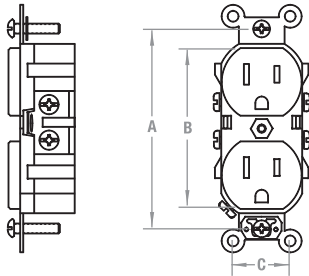
Connectors

A	B	C	D
1.47"	2.70"	1.35"	1.00"



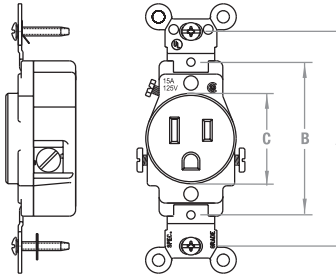
Receptacles

A	B	C
3.28"	2.64"	1.09"



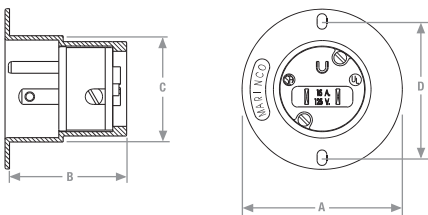
Receptacles

A	B	C
3.28"	2.37"	1.37"



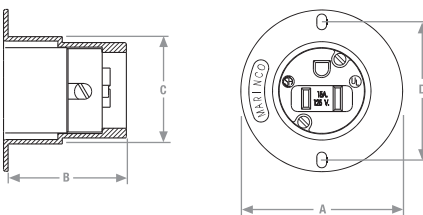
Inlets

A	B	C	D
2.57"	1.87"	1.70"	2.20"



Outlets

A	B	C	D
2.57"	1.87"	1.70"	2.20"



Straight Blade Specifications (15A & 20A)

Agency Listings	U.L. Listed File E57672 C.S.A. Certified File LR81290
Dielectric Withstand Voltage	>3,000V
Heat Rise	Maximum 30°C after 100 cycles at 150% of rated current
Current Interrupting	Yes
Terminal Accommodation	#18-10
Plugs & Connectors	
Front & Rear Housing	Nylon – Tough and resistant to a wide range of chemicals. U.L. Recognized for 125°C continuous use. U.L. 94V-2 Flammability Index.
Cord Clamp	Nylon
Terminals & Contacts	Perma-Lock™ lug-type terminals provide superior wire holding. Clamp-lock provides quick, reliable, toolless assembly
Terminal Clamps & Screws	#8 solid brass for excellent conductivity. Combo head (#2 Phillips and Slot or #1 Robertson and Slot).
Terminal Cover	Clear polycarbonate
Cord Accommodation	.300"-.655"
Receptacles	
Face and Housing	Glass-filled nylon – Tough and resistant to a wide range of chemicals. U.L. 94V-2 Flammability Index. Meets Fed Spec WC-596F. Mounting straps, rivets and grounding strip are solid brass.
Terminal Clamps & Screws	#8 solid brass for excellent conductivity.
Terminals & Contacts	Clamp-type terminals provide superior wire holding. Rivetless, one-piece contacts eliminate joint resistance.
Flanged Inlets & Outlets	
Flange & Housing	Nylon
Blades (Inlet)	Solid brass
Contacts (Outlet)	Solid brass
Terminal Screws	Solid brass
Terminal Clamps	Solid brass
Terminal Cover	Clear polycarbonate

Locking**Locking Devices (15A, 20A, 30A, & 50A)**

Count on Marincopowerproducts.com for industrial-grade 15A, 20A, 30A, and 50A locking wiring devices. Heavy duty material is used for all housings to hold up to regular abuse on cordsets and equipment alike. All models are designed with the installer in mind to minimize labor and ensure ease of assembly.

Applications

- Power-driven hand tools
- Electrical industrial equipment
- Manufacturing plants
- Broadcast studio equipment
- Staging & entertainment equipment
- Fire-protection equipment
- Hospital/healthcare equipment
- Temporary taps at construction sites

PL**Exclusive Perma-Lock™ wire terminals**

provide secure, easy to wire connections (15A & 50A models). Details on page 8.

**Plugs & Connectors**

- Rear housing key fits into front portion for ease of assembly
- Cord clamp screws are recessed in housing for neat, clean appearance
- Adjustable cord clamp provides superior strain relief
- Close-in wire entrance holes and generous wiring space make it easy to wire
- Terminals are open, ready to wire for quickest assembly
- Dust seal keeps contaminants out of wiring chamber
- Thick walled nylon housing resists abuse, corrosion and most chemicals
- Devices are clearly marked with amperage, voltage, rating, and NEMA configuration
- U.L. Listed and C.S.A. Certified for make or break under load
- Cord clamp screws are recessed in housing for neat, clean appearance
- Color coded wire entrance holes make devices simple and easy to wire
- Neoprene Dust seal keeps contaminants out of wiring chamber
- Stainless steel plug sleeve provides greater strength and protection (50A only)
- Non-metallic shell around the plug sleeve eliminates exposed metal parts (50A only)




Glass-filled nylon body and face provides excellent impact, heat and chemical resistance

Receptacles

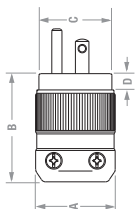
- Glass-filled nylon body and face provides excellent impact, heat and chemical resistance
- Boss diameter is 1.56" for 20 and 30 amp devices
- Heavy duty brass mounting strap and grounding system provides low resistance ground path and superior corrosion resistance
- Terminal combo head screws are clearly marked in accordance with the National Electrical Code
- U.L. Listed and C.S.A. Certified for make or break under load (20A & 30A only)

Flanged Inlets & Outlets

- Similar design features as plugs and connectors
- Clean design eliminates assembly screws from the front of the Inlets & Outlets



Mounted in a flanged nylon housing that allows mounting in a panel without access from the rear



Dimensional drawings and specifications on pages 34-37

Selection on following pages

Locking

Standard NEMA Selection
(15A, 20A & 30A)

Amps	Poles/ Wires	Voltage	NEMA Config.	Body Color	Housing Color	Connector	Plug	Single Receptacle	Duplex Receptacle	Flanged Inlet	Flanged Outlet
15	2P 3W	125	 L5-15R L5-15P	white	black	4729	4720	4710	4700	4716	4715
15	2P 3W	125	 L5-15R L5-15P	black	black	4729BL	4720BL	—	—	—	—
15	2P 3W	250	 L6-15R L6-15P	white	black	4579	4570	4560	4550	4586	4585
15	2P 3W	277	 L7-15R L7-15P	white	black	4779	4770	4760	—	4786	4785
20	2P 3W	125	 L5-20R L5-20P	white	black	205C	205P	205R	—	205FI	205FO
20	2P 3W	125	 L5-20R L5-20P	black	black	205CBL	205PBL	—	—	—	—
20	2P 3W	250	 L6-20R L6-20P	white	black	206C	206P	206R	—	206FI	206FO
20	2P 3W	250	 L6-20R L6-20P	black	black	206CBL	206PBL	—	—	—	—
20	2P 3W	277	 L7-20R L7-20P	white	black	—	207P	—	—	—	—
20	3P 4W	125/250	 L14-20R L14-20P	white	black	2014C	2014P	2014R	—	2014FI	2014FO
20	3P 4W	3Ø 250	 L15-20R L15-20P	white	black	2015C	2015P	2015R	—	2015FI	2015FO
20	3P 4W	3Ø 480	 L16-20R L16-20P	white	black	2016C	2016P	2016R	—	—	—
20	4P 5W	3ØY 120/208	 L21-20R L21-20P	white	black	2021C	2021P	2021R	—	—	2021FO
30	2P 3W	125	 L5-30R L5-30P	white	black	305C	305P	305R	—	305FI	305FO
30	2P 3W	250	 L6-30R L6-30P	white	black	306C	306P	306R	—	306FI	306FO
30	3P 4W	125/250	 L14-30R L14-30P	white	black	3014C	3014P	3014R	—	3014FI	3014FO
30	3P 4W	3Ø 250	 L15-30R L15-30P	white	black	3015C	3015P	3015R	—	3015FI	3015FO
30	3P 4W	3Ø 480	 L16-30R L16-30P	white	black	3016C	3016P	3016R	—	—	3016FO
30	4P 5W	3ØY 120/208	 L21-30R L21-30P	white	black	3021C	3021P	3021R	—	3021FI	3021FO

Right-Angle Adapter with Cord Grip

- Accommodates .456" to 1.150" cords
- Available in black
- Fits 20 and 30 amp 4 wire and 5 wire locking devices
- Compatible with plugs 4720, 4570, and 4770



Part # 45WRA.OEM

Locking
Standard Non-NEMA Selection
(20A & 50A)



Amps	Poles/ Wires	Voltage	Config.	Body Color	Housing Color	Connector	Plug	Receptacle	Flanged Inlet	Flanged Inlet w/ spring loaded lid
20	4P 4W	3ØY 120/208	R P Replacement use only	white	black	7413C	7411C	—	—	—
50	2P 3W	125	R P Calif. Standard	white	black	CS6360N	CS6361N	CS6370	—	—
50	2P 3W	250	R P Calif. Standard	white	black	CS8264N	CS8265N	CS8269	CS8275	—
50	2P 3W	250 DC 600 AC	R P Replacement use only	white	black	3762N	3763N	3771	3777	—
50	2P 3W	480	R P Calif. Standard	white	black	CS8464N	CS8465N	CS8469	—	—
50	3P 4W	125/250	R P Calif. Standard	white	black	CS6364N	CS6365N	CS6369	CS6375	CS6375FL
50	3P 4W	3Ø 250	R P Calif. Standard	white	black	CS8364N	CS8365N	CS8369	CS8375	—
50	3P 4W	250 DC 600 AC	R P Replacement use only	white	black	3764N	3765N	3769	3775	—
50	3P 4W	250 DC 600 AC	R P Replacement use only	white	black	7764N	7765N	—	7958	—
50	3P 4W	3Ø 480	R P Calif. Standard	white	black	CS8164N	CS8165N	CS8169	CS8175	—



305C
30A Connector

CS8265N
50A Plug



305R
30A Receptacle

4760
15A Receptacle



305FI
30A Inlet

CS6375FL
50A Inlet w/lid

Related Products



Accessories
page 38-40

OEM Available: Add suffix ".OEM" to the Part number for bulk packaging.
Quantities vary. See your sales rep for quantity details.

Locking


ConnectGlow Devices

Connectors light when a circuit is energized

Users of ConnectGlow devices know immediately if a circuit is energized because the neon bulb is energized, rather than having to perform time-consuming circuit testing. You can easily see the circuit status and determine whether there is a problem with the circuit or with the apparatus that is being connected. This is particularly helpful in applications where it is difficult to get to the connection point, such as drop cords or extension cords, or where users might not be proficient in circuit testing.

Applications

- Power-driven hand tools
- Electrical industrial equipment
- Manufacturing plants
- Broadcast studio equipment
- Staging & entertainment equipment
- Fire-protection equipment
- Hospital/healthcare equipment
- Temporary taps at construction sites



Features & Benefits

Another function is for monitoring connection status. With ConnectGlow devices, you can visually monitor a connection to assure it is maintained.

Features

- 15A and 20A 3-wire plugs and connectors
- Bright Neon bulb with full 360° visibility
- Mag-Vu™ window magnifies bulb and terminal for easy inspection
- 5-year limited warranty
- **Exclusive** Marincos Mag-Vu™ Windows makes visual verification of condition of terminal connections fast and easy.

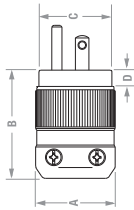
**Locking
ConnectGlow Selection**



Amps	Poles/ Wires	Voltage	NEMA Config.		Body Color	Housing Color	Connector	Plug
ConnectGlow								
15	2P 3W	125			white	transp	4729L	4720L
20	2P 3W	125			white	transp	205CL	205PL



205CL



Dimensional drawings
and specifications
on pages 34-37



4270L

Related Products



Accessories
page 38-40

OEM Available: Add suffix ".OEM" to the Part number for bulk packaging. Quantities vary. See your sales rep for quantity details.

Locking**Corrosion Resistant Devices**

Independent lab certified corrosion-resistant devices in a 240-hour 5% salt-spray test in accordance with ASTM B117

Corrosion resistant, marine grade construction with 5 year warranty.

**Exclusive Perma-Lock™ wire terminals**

provide secure, easy to wire connections (15A & 50A models). Details on page 8.

**Applications**


- Power-driven hand tools
- Electrical industrial equipment
- Manufacturing plants
- Broadcast studio equipment
- Staging & entertainment equipment
- Fire-protection equipment
- Hospital/healthcare equipment
- Temporary taps at construction sites

Plugs & Connectors

- Nickel plated contacts
- Thumbprint locator on cover makes it easy to align the ground blade for easier hook-up
- Accepts any 10/3 S-type (STW, STOW) cable up to 3/4" in diameter
- Clear terminal cover allows for easy inspection of wiring connection
- Plug and Connector accepts #16 to #10 gauge wires
- Exclusive cover provides superior waterproof seal
- Stainless Steel Fasteners for corrosion resistance
- Powerful strain relief with stainless screws
- Exclusive Marinco® cover provides superior waterproof seal
- Contoured weatherproof cover allows better grip

Receptacles

- Corrosion resistant, marine grade construction with 5 year warranty
- Nickel plated contacts
- Stainless Steel Fasteners for corrosion resistance
- Terminals and contacts—clamp type terminals provide superior wire holding. Rivetless one-piece contacts eliminate joint resistance



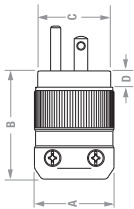
Locking

Corrosion Resistant Selection



Amps	Poles/Wires	Voltage	NEMA Config.	Body Color	Housing Color	Connector	Plug	Single Receptacle	Duplex Receptacle
15	2P 3W	125	L5-15R L5-15P	white	black	4731CR	4721CR	—	4700CR
20	2P 3W	125	L5-20R L5-20P	white	yellow	205CRCN	205CRPN	—	205CRR
30	2P 3W	125	L5-30R L5-30P	white	black	305BC	305BP	305CRRB	—
30	2P 3W	125	L5-30R L5-30P	white	yellow	305CRCN	305CRPN	305CRR	—
50	2P 3W	125	SS-1 R P	white	yellow	6360CRN	6361CRN	6370CR	—
50	3P 4W	125/250	SS-2 R P	white	yellow	6364CRNS	6365CRN	—	—
50	3P 4W	125/250	SS-2 R P	white	black	—	—	6369CRS	—

Note: 50A corrosion resistant devices are not CS (California Standard).



Dimensional drawings and specifications on pages 34-37



6370CR



6370CR



6370CR



4700CR

Related Products



Accessories page 38-40

OEM Available: Add suffix ".OEM" to the Part number for bulk packaging. Quantities vary. See your sales rep for quantity details.

Locking


Isolated Ground Devices

For noise sensitive applications. All Marincos Isolated Ground devices are orange, with an triangle indicating isolated ground.

Equipment requiring an isolated ground should use an isolated ground plug (orange housing) to show that the equipment should be connected to an isolated ground receptacle.

Applications

- Broadcast studio equipment
- Staging & entertainment equipment
- Fire-protection equipment
- Hospital/healthcare equipment











Features & Benefits

Conventional receptacles have grounding contacts that are connected to the box, fittings, conduit and all other building ground system components, which can act as a large antenna for EMI and RFI.

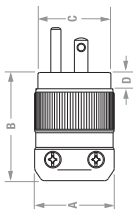
The ground terminals on Marincos IG-receptacles are designed to directly connect only to the service entrance grounding system, per NEC Article 250.146(D).

Locking
Isolated Ground Selection

Amps	Poles/ Wires	Voltage	NEMA Config.	Body Color	Housing Color	Single Receptacle
20	2P 3W	125	  L5-20R L5-20P	orange	orange	205RIG
20	2P 3W	250	  L6-20R L6-20P	orange	orange	206RIG
30	2P 3W	125	  L5-30R L5-30P	orange	orange	305RIG
30	2P 3W	250	  L6-30R L6-30P	orange	orange	306RIG



306RIG



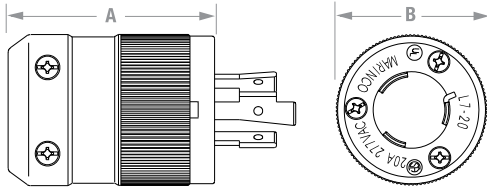
Dimensional drawings
and specifications
on pages 34-37

OEM Available: Add suffix ".OEM" to the Part number for bulk packaging.
Quantities vary. See your sales rep for quantity details.

Dimensions (20A & 30A)

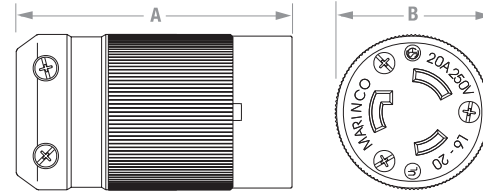
Plugs

	A	B
3 Wire	2.54"	1.84"
4 & 5 Wire	3.04"	2.11"



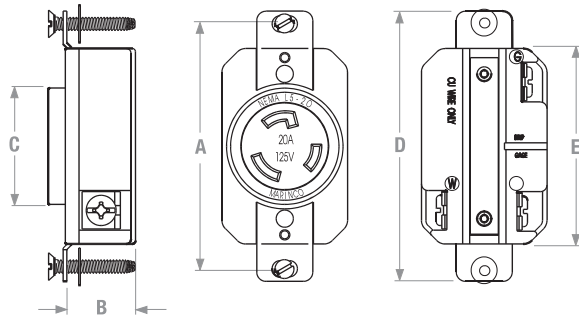
Connectors

	A	B
3 Wire	3.55"	1.84"
4 & 5 Wire	4.10"	2.11"



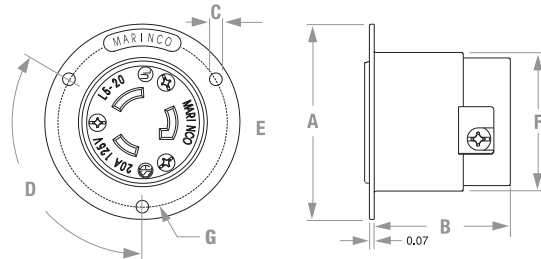
Receptacles

	A	B	C	D	E
3 Wire	3.28"	.97"	1.56"	3.63"	2.38"
4 & 5 Wire	3.28"	.97"	1.56"	3.63"	2.38"



Inlets & Outlets

	A	B	C	D	E	F	G
3 Wire	2.88"	2.00"	.185"	120°	1.25"	2.04"	2.50
4 & 5 Wire	3.02"	1.93"	.185"	120°	1.35"	2.19"	2.68



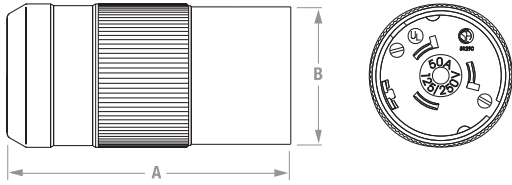
Specifications (20A & 30A)

Dielectric Withstand Voltage	>3,000V
Heat Rise	Maximum 30°C after 100 cycles at 150% of rated current.
Current Interrupting	Yes
Plugs & Connectors	
Front & Rear Housing	Nylon – Tough and resistant to a wide range of chemicals. U.L. Recognized for 125°C continuous use. U.L. 94V-2 Flammability Index.
Cord Clamp	Nylon
Terminals & Contacts	Solid brass
Terminal Clamps & Screws	#10 solid brass for excellent conductivity.
Terminal Cover	Clear polycarbonate
Agency Listings	U.L. Listed File E57672 C.S.A. Certified File LR81290
Cord Accommodation	3-wire: .275"-.780" 4 & 5-wire: .456"-1.150"
Terminal Accommodation	3-wire: #16-10 4 & 5-wire: #14-8
Receptacles	
Face and Housing	Glass-filled nylon – Tough and resistant to a wide range of chemicals. U.L. Recognized for 130°C continuous use. U.L. 94V-O Flammability Index. Mounting straps, rivets and grounding strip are solid brass.
Terminal Clamps & Screws	#10 solid brass for excellent conductivity. Can accept up to a #6 ring terminal.
Agency Listings	U.L. Listed File E111198 C.S.A. Certified File LR81290
Terminals & Contacts	Clamp-type terminals provide wire holding. Rivetless, one-piece contacts eliminate joint resistance.
Terminal Accommodation	#14-8
Flanged Inlets & Outlets	
Flange & Housing	Nylon
Blades (Inlet)	Solid brass
Contacts (Outlet)	Solid brass
Terminal Screws	Solid brass
Terminal Clamps	Solid brass
Terminal Cover	Clear polycarbonate

Dimensions (50A)

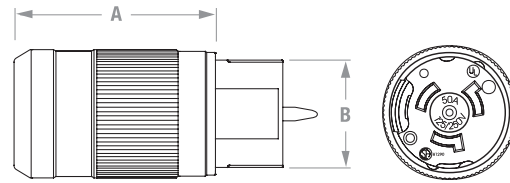
Plugs

A	B
4.73"	2.29"



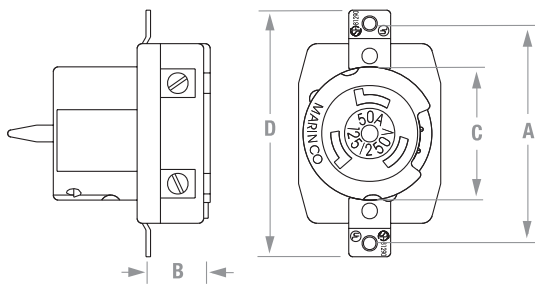
Connectors

A	B
3.72"	1.98"



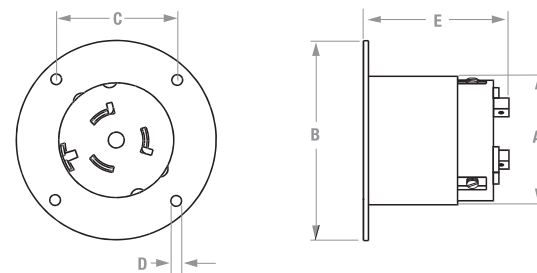
Receptacles

A	B	C	D
3.28"	1.08"	1.98"	3.68"



Inlets

A	B	C	D	E
2.25"	3.50"	3.00"	.18"	2.63"



Specifications (50A)

Dielectric Withstand Voltage	>3,000V
Heat Rise	Maximum 30°C after 100 cycles at 150% of rated current.
Current Interrupting	Yes
Plugs & Connectors	
Gasket	Neoprene
Assembly Screws	Stainless steel
Body	Nylon
Cord Clamps	Glass-filled nylon
Plug Shroud	Stainless steel with PVC exterior
Blades	Solid brass (plugs)
Contacts	Copper alloy (connectors)
Terminal Clamps & Screws	Brass
Agency Listings	U.L. Listed File E57672 C.S.A. Certified File LR81290
Cord Accommodation	.680"-1.125"
Terminal Accommodation	#10-4
Receptacles	
Body	Glass-filled nylon
Ground Strap	Brass
Contacts	Brass
Terminal Screws	Brass
Terminal Clamps	Brass
Terminal Accommodation	#10-6
Flanged Inlets & Outlets	
Flange Housing	Nylon
Insulator	Nylon
Blades	Brass
Terminal Clamps	Brass
Terminal Accommodation	#10-4

Accessories—Covers / Sealing Rings / Cap

Plug Covers



Plug Cover

- Cover for 15A & 20A straight blade plugs and 15A locking plugs (5266, 5366, 5466, 5666, 5269, 5369, 5469, 5669)

- Black

6017



Waterproof Plug Cover

- Cover for 20A & 30A locking plugs
- Yellow

102N



Waterproof Plug Cover

- Cover for 50A connectors
- Yellow

7715CRN

Connector Covers



Connector Cover

- Cover for 15A & 20A straight blade connectors and 15A locking connectors

- Black

6018



Waterproof Connector Cover

- Cover for 20A & 30A locking connectors
- Yellow

103RN

103RN.OEM OEM packaging



Waterproof Connector Cover

- Cover for 50 amp plugs
- Yellow

7717N

102182 yellow

white



Charger Connector Cover

- Connector cover for charger inlet
- Yellow
- Available in OEM packaging only

1520BI.OEM

Related Products



Straigh Blade
Plugs & Connectors
start on page 10



Locking
Plugs & Connectors
start on page 24



Raintight Cover

Use with all Marincos 15A and 20A straight blade, as well as 15A locking, flanged inlets and outlets. Standard: black

WP1



Weatherproof Cover

- Fits 15A, 20A, & 30A single receptacles
- Yellow LEXAN® polycarbonate cover with flip lid

7420CRS yellow
7420GY gray



Weather-Resistant Cover

Low cost, quick assembly. Spring-loaded flip lid. Fits 3-, 4- and 5-wire, single receptacles. Black plastic.

2030FL



Weatherproof Cover

- Yellow LEXAN® polycarbonate cover with flip lid
- Fits 50A receptacles 6369CR & 6370CR

7788CRS yellow
7788GY gray
7788BL black **NEW**



Sealing Collar w/ Threaded Ring

- Provides maximum moisture protection between cordset & adapter
- Use with 50 amp systems only

510R



Sealing Collar w/ Threaded Ring

- Provides maximum moisture protection between cordset & adapter
- Use with 20 & 30 amp locking systems

110R



Threaded Sealing Ring

- Use with 30 amp systems

100R



Threaded Locking Sealing Ring

- Use with 50 amp systems

500R



Watertight Connector Cap

- For use on 16 or 32 amp products for CE compliance
- For use on 30 or 50 amp products to protect the connector when not in use (not compatible with California standard 50 amp devices)

199109PK 16A/30A
199110PK 32A/50A

Related Products



Straight Blade Devices
start on page 10













Locking Devices
start on page 24

One-Piece Adapters

These adapters do not have covers and are not recommended for use in wet locations.







Part #	Connector End	Plug End
S20-15	 15A or 20A 125V Straight Blade	 20A 125V Locking
S30-15	 15A or 20A 125V Straight Blade	 30A 125V Locking
S15-30	 30A 125V Locking	 15A 125V Straight Blade
S20-30	 30A 125V Locking	 20A 125V Locking
125W*	 30A RV Connector	 30A 125V Locking

*125W is not CSA approved

Pigtail Adapters

These adapters are equipped with covers and sealing collars (where indicated), and are for use in wet locations. MarincO's unique sealing collar system with MarineGuard II cover joins the adapter to the cordset with a positive, mechanical connection which provides maximum moisture protection.









Part #	Connector End	Plug End
104SPP	 30A 125V Locking with Sealing Collar System	 15A 125V Straight Blade with Locking Screw
105SPP	 15A 125V Straight Blade	 30A 125V Locking

"Y" Adapters

These adapters are equipped with covers and sealing collars (where indicated), and are for use in wet locations.











Part #	Connector End	Plug End
152AY	 (2) 30A 125V Locking w/ Sealing Collar System	 50A 125V Locking
153AY	 (2) 30A 125V Locking w/ Sealing Collar System	 50A 125V/250V Locking
157AY	 (2) 30A 125V Locking w/ Sealing Collar System	 30A 125V Locking
165AYB-NC NEW	—	Wire only (no ends) #6G 4 Conductor Wire





NEMA: Product Selection Guide







Straight Blade

Poles/Wires	Voltage	NEMA Config.	AC HP rating	Application Type	Connector	Plug	Receptacle Duplex	Flanged Inlet	Outlet	Dust-resistant Inlet	Dust-resistant Outlet	Cat. Pg.			
15 Amp															
2P 3W	125V			.5	Spec. Grade	5269	5266	5252	5278	5279	5278DRI	5279DRO	11		
					Clamp-Lock	CL5269	CL5266	—	—	—	—	—	—	—	13
		ConnectGlow	5269L		5266L	—	—	—	—	—	—	—	—	18	
		Right Angle	—		5266RA	—	—	—	—	—	—	—	—	11	
		Corrosion-Rst.	5269CR		5266CRS	5262CRR	—	—	—	—	—	—	—	17	
		All Black	5269BL		5266BL	—	5278BL	5279BL	150BBI	—	—	—	—	11	
		Clamp-Lock	CL5269BL		CL5266BL	—	—	—	—	—	—	—	—	13	
		Hosp. Grade	8219		8215	—	—	—	—	—	—	—	—	15	
		Clamp-Lock	CL8219		CL8215	—	—	—	—	—	—	—	—	13	
		Hosp. Grade	8219T		8215T	—	—	—	—	—	—	—	—	15	
		Clamp-Lock	CL8219T		CL8215T	—	—	—	—	—	—	—	—	13	
		Right Angle	—		8215TRA	—	—	—	—	—	—	—	—	15	
		Hosp. Grade	8219TL		8215TL	—	—	—	—	—	—	—	—	18	
		2P 3W	250V				1.5	Spec. Grade	5669	5666	—	5678	5679	5678DRI	—
Clamp-Lock	CL5669			CL5666				—	—	—	—	—	—	—	13
20 Amp															
2P 3W	125V			1	Spec. Grade	5369	5366	5352	5378	5379	200BBI.RV	5379DRO	11		
					Clamp-Lock	CL5369	CL5366	—	—	—	—	—	—	—	13
					Corrosion-Rst.	5369CR	—	—	—	—	—	—	—	—	17
2P 3W	250V			2	Spec. Grade	5469	5466	5462	5478	5479	5478DRI	5479DRO	11		

IEC



























Poles/Wires	Voltage	IEC config.	Application Type	Connector	Cat. Pg.
15 Amp					
2P 3W	120V		IEC320	320IEC13	20
			IEC320	320IEC15	20
20 Amp					
2P 3W	120V		IEC320	320IEC19	20

NEMA Locking

Poles/Wires	Voltage	NEMA Config.	AC HP rating	Application Type	Connector	Plug	Receptacle Single	Duplex	Flanged Inlet	Outlet	Cat. Pg.	
15 Amp												
2P 3W	125V			.5	Spec. Grade	4729	4720	4710	4700	4716	4715	26
					ConnectGlow	4729L	4720L	—	—	—	—	29
		Corrosion-Rst.	4371CR		4721CR	—	4700CR	—	—	31		
		All Black	4729BL		4720BL	—	—	—	—	26		
2P 3W	250V			2	Spec. Grade	4579	4570	4560	4550	4586	4585	26
2P 3W	277V			2	Spec. Grade	4779	4770	4760	—	4786	4785	26





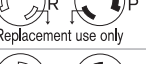


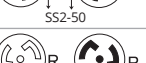




Product Selection Guide

NEMA Locking

Poles/ Wires	Voltage	NEMA Config.	AC HP Rating	Application Type	Connector	Plug	Receptacle Single	Flanged Inlet	Flanged Outlet	Cat. Pg.
20 Amp										
2P 3W	125	  L5-20R L5-20P	1	Spec. Grade	205C	205P	205R	205FI	205FO	26
				ConnectGlow	205CL	205PL	—	—	—	29
				Corrosion-Rst.	205CRCN	205CRPN	205CRR	—	—	31
				All Black	205CBL	205PBL	—	—	—	26
				Isolated Grnd.	—	—	205RIG	—	—	33
2P 3W	250	  L6-20R L6-20P	2	Spec. Grade	206C	206P	206R	206FI	206FO	26
				All Black	206CBL	206PBL	—	—	—	26
				Isolated Grnd.	—	—	206RIG	—	—	33
2P 3W	277	  L7-20R L7-20P	2	Spec. Grade	—	207P	—	—	—	26
	125/250	  L14-20R L14-20P	2(1)	Spec. Grade	2014C	2014P	2014R	2014FI	2014FO	26
3P 4W	3ø 250	  L15-20R L15-20P	3	Spec. Grade.	2015C	2015P	2015R	2015FI	2015FO	26
	3ø 480	  L16-20R L16-20P	5	Spec. Grade	2016C	2016P	2016R	—	—	26
4P 5W	3ø Y 120/208	  L21-20R L21-20P	2	Spec. Grade	2021C	2021P	2021R	—	2021FO	26
30 Amp										
2P 3W	125	  L5-30R L5-30P	2	Spec. Grade	305C	305P	305R	305FI	305FO	26
				Corrosion-Rst.	305BC	305BP	305CRRB	—	—	31
				Corrosion-Rst.	305CRCN	305CRPN	305CRR	—	—	31
				Isolated Grnd.	—	—	305RIG	—	—	33
2P 3W	250	  L6-30R L6-30P	2	Spec. Grade	306C	306P	306R	306FI	306FO	26
				Isolated Grnd.	—	—	306RIG	—	—	33
	125/250	  L14-30R L14-30P	2	Spec. Grade	3014C	3014P	3014R	3014FI	3014FO	26
3P 4W	3ø 250	  L15-30R L15-30P	3	Spec. Grade	3015C	3015P	3015R	3015FI	3015FO	26
	3ø 480	  L16-30R L16-30P	10	Spec. Grade.	3016C	3016P	3016R	—	3016FO	26
4P 5W	3ø Y 120/208	  L21-30R L21-30P	3	Spec. Grade	3021C	3021P	3021R	3021FI	3021FO	26

Product Selection Guide

Non-NEMA Locking

Poles/Wires	Voltage	NEMA Config.	Application Type	Connector	Plug	Receptacle Single	Flanged Inlet	Flanged Inlet w/ Lid	Cat. Pg.
20 Amp									
4P 4W	3Ø Y 120/208	 Replacement use only	Spec. Grade	7413C	7411C	—	—	—	27
50 Amp									
2P 3W	125	 Calif. Standard	Spec. Grade	CS6360N	CS6361N	CS6370	—	—	27
		 SS1-50	Corrosion-Rst.	6360CRN	6361CRN	6370CR	—	—	31
2P 3W	250	 Calif. Standard	Spec. Grade	CS8264N	CS8265N	CS8269	CS8275	—	27
	250DC/ 600AC	 Replacement use only	Spec. Grade	3762N	3763N	3771	3777	—	27
2P 3W	480	 Calif. Standard	Spec. Grade	CS8464N	CS8465N	CS8469	—	—	27
		3P 4W	125/250	 Calif. Standard	Spec. Grade	CS6364N	CS6365N	CS6369	CS6375
 SS2-50	Corrosion-Rst.			6364CRNS	6365CRN	6369CRS	—	—	31
3P 4W	3Ø 250	 Calif. Standard	Spec. Grade	CS8364N	CS8365N	CS8369	CS8375	—	27
	250DC/ 600AC	 Replacement use only	Spec. Grade	3764N	3765N	3769	3775	—	27
	250DC/ 600AC	 Replacement use only	Spec. Grade	7764N	7765N	—	7958	—	27
	3Ø 480	 Calif. Standard	Spec. Grade	CS8164N	CS8165N	CS8169	CS8175	—	27

CAM TECH DEVICES

CAM Technology

Cam Technology devices from Marinco are part of the Advanced Devices family of products. Originally an independent manufacturer, Advanced Devices was acquired by Marinco in 2004 so Marinco could offer this line of innovative high-amperage products to its industrial customers.

While developed to meet the demanding requirements of the entertainment industry – and continuing to be heavily used there – Cam Technology products have found acceptance in industrial applications because the devices feature rugged design, proven, durable materials and precise assembly. These characteristics make Cam Technology devices ideal for high-amperage applications in entertainment, mining, construction, offshore oil rigs, ship-to-shore power, utilities, load-testing equipment, portable generators and more.

Today, Marinco offers a broad range of CAM devices to meet the needs of these markets and applications.

Making the Best even Better, Improved Inline CAMs

Our inline CAMs are the best in the industry, but we're always looking for ways to make our devices work better for you. We personally visited a number of our customers to see our inline cams in action and received input on what we could improve.

As a result, we updated our CAMs to use a smoother body design that eliminates sharp edges that can get caught during use. This design also provides a perfectly contoured ergonomic grip to give you maximum control during mating and removal. Highly visible alignment arrows guide quicker alignment during mating. Add these improvements to the fact that we've added a wider screw driver slot, wider cut lines and offset internal steps you'll see that our inline CAMs are now better than ever.





- Inline Connectors | 46
- Panel Mounts | 48
- Cam Reducers | 50
- CL/CLS/CLM Adapters | 51
- CL/CLS/CLM Covers & Caps | 52
- Tools, Parts & Accessories | 53
- Dimension Drawings | 54


Portable generators and power distribution panels are a common application for Cam Technology single pole CAM devices.

CAM Technology Inline Connectors



Wider Cut Lines

Wider indicator lines allow for easier cuts
Offset internal step provides a clean
and tight sealing surface



Retention Screw

Nonconductive glass filled
nylon screw
Wider screwdriver slot
allows easier assembly



Smooth Design

Eliminates sharp edges
that get caught during use

Ergonomic Grip

Contour shape is ergonomic and
gives user maximum control

Alignment Arrow

Makes mating quick
and easy

Improved Contact

Solid brass contact has optimized
chamfers on both ends for easier
installation



Features & Benefits

CLS Series and CLM Series inline connectors have a non-conductive retaining screw which passes through the brass contact and fastens at both ends to the retaining ring, providing maximum resistance to excessive torque loading. Constructed of solid weatherproof materials, all CLS and CLM products are UL listed, CSA listed, NEMA type 3R and NEMA 4 rated for wet locations.

All CL, CLS and CLM Series products mate precisely with all other manufacturers' cam products.

CL panel mount devices are constructed of super tough nylon housing which will not chip or crack under extreme temperatures and impact conditions. The unique mounting system permits the use of self tapping stainless screws. No lock washers or nuts required for assembly.



CAM Technology Inline Connectors



CLS Series 16 Inline

- NEMA type 3R/4
- Santoprene boot
- 400A 600V
- Accepts #6-4/0 wire

Wire Connection	M/F	Item #
#6-#2 AWG	Male	CLS2MB
	Female	CLS2FB
#6-#2 AWG brass contact with hardware	Male	CLS2MCONT
	Female	CLS2FCONT
#2-2/0 AWG	Male	CLS20MB
	Female	CLS20FB
#2-2/0 AWG brass contact with hardware	Male	CLS20MCONT
	Female	CLS20FCONT
2/0-4/0 AWG	Male	CLS40MB
	Female	CLS40FB
2/0-4/0 AWG brass contact with hardware	Male	CLS40MCONT
	Female	CLS40FCONT
Boot with retaining screw	Male	CLSMBOOT
	Female	CLSFBOOT

A B C D E F G H

Retaining Screw (25 pack)	203279.1
---------------------------	----------



CLS Series 18 Inline Ballnose

- NEMA type 3R/4
- Santoprene boot
- 400A 600V
- Accepts #6-4/0 wire

Wire Connection	M/F	Item #
#6-#2 AWG	Male	CLS182MB
	Female	CLS182FB
#6-#2 AWG brass contact with hardware	Male	CLS182MCONT
	Female	CLS182FCONT
#2-2/0 AWG	Male	CLS1820MB
	Female	CLS1820FB
#2-2/0 AWG brass contact with hardware	Male	CLS1820MCONT
	Female	CLS1820FCONT
2/0-4/0 AWG	Male	CLS1840MB
	Female	CLS1840FB
2/0-4/0 AWG brass contact with hardware	Male	CLS1840MCONT
	Female	CLS1840FCONT
Boot with retaining screw	Male	CLS18MBOOT
	Female	CLS18FBOOT

A B C D E

Retaining Screw (25 pack)	203279.1
---------------------------	----------

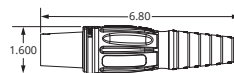


CLM Mini Series 15 Inline

- NEMA type 3R/4
- Santoprene boot
- 150A 600V
- Accepts #8-#2 wire

Wire Connection	M/F	Part #
#8-#2 AWG	Male	CLM2M
	Female	CLM2F

A B C D E F G H




Dimensional drawings on page 54

WHEN YOU ORDER

Part # + Color Letter (**A B C D E F G H**) + **.OEM** = Ordering Number

Examples: CLS40MB + **-E** + **.OEM** = CLS40MB-E.OEM CLM2F + **-H** = CLM2F-H

CAM Technology Panel Mounts



CL Panel Mounts

- Super Tough Nylon
- 400A 600V
- Comes with qty (4) of #8 Plastite Self Threading Screw for Mounting Flange
- Optional drilled out version (X) for #10-32 nut and bolt

Wire Connection	M/F	Part #
#2-2/0 AWG double set screw	Male	CL20MRB
	Female	CL20FRB
2/0-4/0 AWG double set screw	Male	CL40MRB
	Female	CL40FRB
One hole bus bar 5/16" - 18 thread	Male	CL40MRB-BB*
	Female	CL40FRB-BB*
1-1/8" threaded stud	Male	CL40MRSB
	Female	CL40FRSB
2" threaded stud	Male	CL40MRSB2
	Female	CL40FRSB2

*brass threaded insert for #10-32 bolt (not included)

A B C D E F G H



CLS Series 18 Ballnose Panel Mounts **NEW**

- Santoprene overmold
- 400A 600V AC/DC ratings
- Brass threaded inserts for #10-32 bolt (not provided)
- Available in 2/0-4/0 AWG wire range
- Double set screw and 1-1/8" threaded stud configurations

Wire Connection	M/F	Part #
2/0-4/0 double set screw	Male	CLS1840MRB
	Female	CLS1840FRB
1-1/8" threaded stud	Male	CLS1840MRSB
	Female	CLS1840FRSB

A B C D E



CLS Panel Mounts

- Santoprene
- 400A 600V
- Brass threaded inserts for #10-32 bolt (Not provided)
- Optional drilled out version (X) for #10-32 nut and bolt

Wire Connection	M/F	Part #
2/0-4/0 AWG double set screw	Male	CLS40MRB
	Female	CLS40FRB
One hole bus bar 5/16" - 18 thread	Male	CLS40MRB-BB
	Female	CLS40FRB-BB
Two hole bus bar 5/16" - 18 thread	Male	CLS40MRB-BB2
	Female	CLS40FRB-BB2
1-1/8" threaded stud	Male	CLS40MRSB
	Female	CLS40FRSB
1-1/2" threaded stud	Male	CLS40MRSB1.5 NEW
	Female	CLS40FRSB1.5 NEW

A B C D E F G H

**WHEN
YOU
ORDER**

Part # + Color Letter (A B C D E F G H) + Drill Out (X) = Ordering Number
(mounting holes)

Examples: CL20MRB + -E + X(drill out) = CL20MRB-EX

CAM Technology Panel Mounts



CLM Mini Panel Mounts

- Super Tough Nylon
- 150A 600V
- Comes with qty (3) #8 Self Tapping Screws for Mounting Flange
- Optional drilled out version (X) for #10-32 nut and bolt

Wire Connection	M/F	Part #
#8-#2 AWG double set screw	Male	CLMMR2
	Female	CLMFR2
5/16"-18 threaded stud 3/4" long	Male	CLMMRS
	Female	CLMFRS

A B C D E F G H



CLSM Mini Panel Mounts

- Santoprene
- 150A 600V
- Drilled out for #10-32 nut and bolt (Not provided)

Wire Connection	M/F	Part #
#8-#2 AWG double set screw	Male	CLSMR2
	Female	CLSMFR2
5/16"-18 threaded stud 3/4" long	Male	CLSMRS
	Female	CLSMFRS

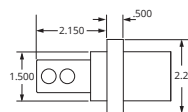
A B C D E F G H



CLS 45 Degree Panel Mounts

- Santoprene
- 400A 600V
- One piece brass contact
- Brass eyelets for #10-32 through bolt (Not provided)

Wire Connection	M/F	Part #
1-1/8" threaded stud	Male	CLS45MRSB
	Female	CLS45FRSB
2/0-4/0 AWG double set screw	Male	CLS45MRB
	Female	CLS45FRB
2" threaded stud	Male	CLS45MR2SB
	Female	CLS45FR2SB
One hole bus bar 5/16" - 18 thread	Male	CLS45MRB-BB
	Female	CLS45FRB-BB
Two hole bus bar 5/16" - 18 thread	Male	CLS45MRB-BB2 NEW
	Female	CLS45FRB-BB2 NEW



Dimensional drawings on pages 54-55

A B C D E F G H

WHEN YOU ORDER Part # + Color Letter (**A B C D E F G H**) = Ordering Number
 Examples: CLS45MRSB + -E = CLS45MRSB-E

CAM Technology Cam Reducers



Male-Male Coupler

- 150A / 600V
- Male-Male

CLMMM

A B C D E


Female-Female Coupler

- 150A / 600V
- Female-Female

CLMFF

A B C D E


Male-Male-Female T

- 150A / 600V
- Male-Male-Female

CLMPT

A B C D E


Male-Female-Female T

- 150A / 600V
- Male-Female-Female

CLMTT

A B C D E


400A Female-150A Female Cam Reducer

- 400A / 600V
- Female-Female

CLMADFF

A B C D E


400A Male-150A Female Cam Reducer

- 400A / 600V
- Male-Female

CLMADMF

A B C D E


400A Female-150A Male Cam Reducer

- 400A / 600V
- Female-Male

CLMADFM

A B C D E


400A Male-150A Male Cam Reducer

- 400A / 600V
- Male-Male

CLMADMM

A B C D E


3Fer 400A Male to Three 150A Females

- 400A / 600V
- Male-Female-Female-Female

CLMAD3F

A B C D E


3Fer 400A Male to Three 150A Female

- 400A / 600V
- Male-Female-Female-Female

CLMAD3FST

A B C D E
**WHEN
YOU
ORDER**
Part # + Color Letter (**A B C D E) = Ordering Number**

 Examples: CLMMM + **-E** = CLMMM-E CLMTT + **-B** = CLMTT-B

CAM Technology

CL/CLS/CLM Adapters



Reverse 3Fer
• 400A / 600V
• Female-Male-Male-Male

CA3M

B E



3Fer
• 400A / 600V
• Male-Female-Female-Female

CA3F

A B C D E



Male-Male Coupler
• 400A / 600V
• Male-Male

CDMM

A B C D E F G H



Female-Female Coupler
• 400A / 600V
• Female-Female

CDFF

A B C D E F G H



Paralleling T
• 400A / 600V
• Male-Male-Female

CPT

A B C D E



Tapping T
• 400A / 600V
• Male-Female-Female

CTT

A B C D E



Ballnose 3Fer
• 400A / 600V
• Male-Female-Female-Female

CA318F

A B C D E



Ballnose Tapping T
• 400A / 600V
• Male-Female-Female

CD18TT

A B C D E



Ballnose Male and Tapernose Female
• 400A / 600V
• Male-Female

CD1816MF

A B C D E



Male Angle Panel Mount
• 400A / 600V

CL40MR-ANGLE

CL40MR-OFFSET

A B C D E F G H



Female Angle Panel Mount
• 400A / 600V

CL40FR-ANGLE

CL40FR-OFFSET

A B C D E F G H



Paralleling T
• 400A / 600V
• Male-Male-Female
• 18" cable length

CPTFST

B E



Tapping T
• 400A / 600V
• Male-Female-Female
• 18" cable length

CTTFST

A B C D E



Tapping T
• 400A / 600V
• Male-Female-Male
• 18" cable length

CTTMST

A B E



3Fer Cam
• 400A / 600V
• Male-Female-Female-Female
• 18" cable length

CA3FST

A B C D E



Reverse 3Fer
• 400A / 600V
• Female-Male-Male-Male
• 18" cable length

CA3MST

E

WHEN YOU ORDER

Part # + Color Letter (**A B C D E F G H**) = Ordering Number

Examples: CA3F + **-E** = CA3F-E



CAM Technology

CL/CLS/CLM Protective Covers & Caps

Manufactured in UV-resistant polycarbonate, all snap back plastic covers are made with stainless steel offset, spring and pin. Designed for surface mount, the new snap back plastic covers are fully gasketed and NEMA 3R rated for weathertight protection.



Now available
in Clear

Z

Mini CAM Cover

- For 150 amp panel mounts
- NEMA 3R
- All Plastic Construction
- Comes with gasket pre-applied

CLM3R

A B C D E F G H Z



Now available
in Clear

Z



CAM Cover

- For 400 amp panel mounts
- NEMA 3R
- All Plastic Construction
- Comes with gasket pre-applied

CLL3RN

A B C D E F G H Z



Santoprene Caps

- Protective cap with lanyard

CL40FC fits female

CL40MC fits male

CLMFC mini—fits female

CLMMC mini—fits male

A B C D E F G H Z



Through Mount Cover

- For 400 amp panel mounts
- NEMA 1
- Metal Standoff with Plastic Lid
- For use with through mounted Panel Mounts
- Snap back cover

CL40WTC-S-062 0.370"-.400" panel thickness

CL40WTC-L-187 0.070"-.090" panel thickness

A B C D E F G H Z



Surface Mount Cover

- For 400 amp panel mounts
- NEMA 1
- Metal Standoff with Plastic Lid
- For use with surface mounted Panel Mounts
- Snap back cover

CL40WTC-L-062

CL40WTC-L-125

A B C D E F G H Z



45 Degree CAM

Adapter Plate **NEW**

- Use adapter plate with through-mount cover on 45 degree panel mounts
- Stainless steel plate
- Stainless steel hardware included

203445

WHEN
YOU
ORDER

Part # + Color Letter (A B C D E F G H Z) = Ordering Number

Examples: CLM3R + -E = CLM3R-E CLL3RN + -H = CLL3RN-H

CAM Technology Tools, Parts & Accessories



Come-along Tool

CLSPRESS



150A Connector Extractor

15CLM Male
15CLF Female



400A Connector Extractor


16CLM Male
16CLF Female



CLS Female Reforming Tool 400A

- CLS reforming tool restores damaged female cam-type contacts

500072



Wire Shoe

- 100A stage pins (#2 AWG)
- 60A Stage pins (#6 AWG)
- 0.70" (18 mm)

430130.1 Qty 30 #2 AWG
430129.1 Qty 60 #6 AWG



Wire Shoe

- Available in standard pack only
- CLM/CLSM mini panel mounts, 1" (25 mm)

430131.1 Qty 25 #2 AWG



20A Stage Pin Wire Shoe

- Available in standard pack only

430117.1 Qty 300 #12 AWG



Set Screw

- Available in standard pack only

500017PLT.1 Qty 50 for CLS Inline
430171.1 Qty 50 for CLM 15 Series Inline
NEW 430112.1 Qty 300 for 20A Bates
NEW 430120.1 Qty 100 for 60A Bates/G5 Inline
NEW 430121.1 Qty 100 for 100A Bates/G5 Inline



Set Screw for #6 Wire

- Available in standard pack only
- Group 5 and Bates 100A
- CLM/CLSM mini panel mounts

430126.1 Qty 60



Retaining Screw

- Replacement screw made of Super Tough Nylon

- Available in standard pack only

203279.1 Qty 25 CLS
520730.1 Qty 25 CLM



CL/CLS Copper Shim

- Available in standard pack only

430244.1 Qty 25



Strain Relief Wire

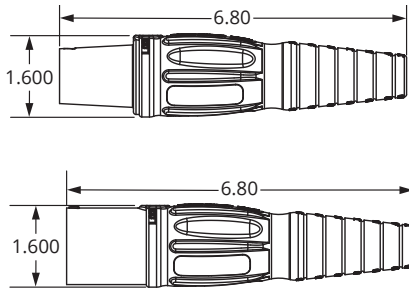
- Available in standard pack only

430245.1 Qty 100 CLS
430246.1 Qty 100 CLM

Dimensions

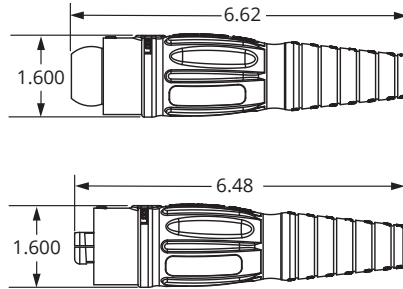
CLS Series 16 Inlines

CLS2MB, CLS2FB, CLS2MCONT, CLS2FCONT,
CLS20MB, CLS20FB, CLS20MCONT, CLS20FCONT,
CLS40MB, CLS40FB, CLS40MCONT, CLS40FCONT,
CLSMBOOT, CLSFBOOT



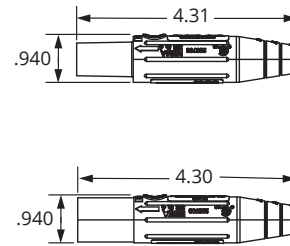
CLS Series 18 Inlines

CLS182MB, CLS182FB, CLS2MCONT,
CLS182FCONT, CLS1820MB, CLS1820FCONT,
CLS1840MB, CLS1840FB, CLS40MCONT,
CLS1840FCONT, CLS18MBOOT, CLS18FBOOT



CLM Mini Series 15 Inlines

CLM2M, CLM2F

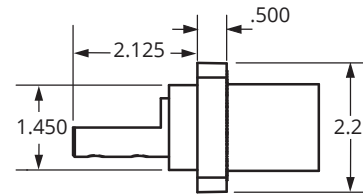
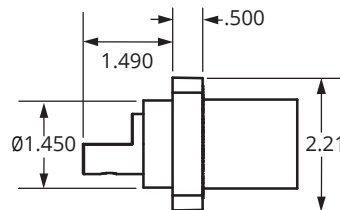
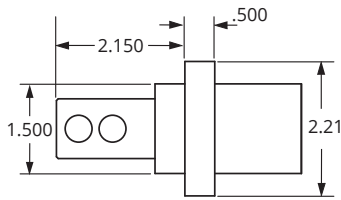


CL Panel Mounts

CL40MRB, CL40FRB, CL20MRB, CL20FRB,
CLS40MRB, CLS40FRB

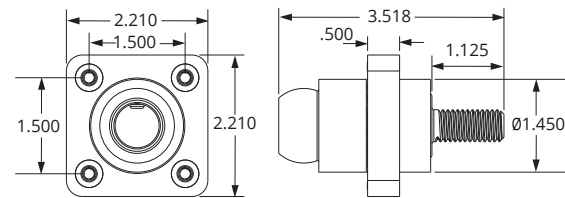
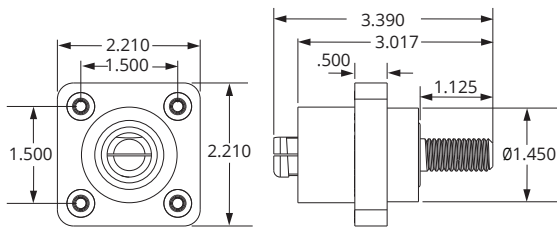
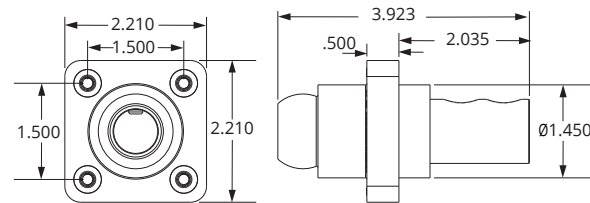
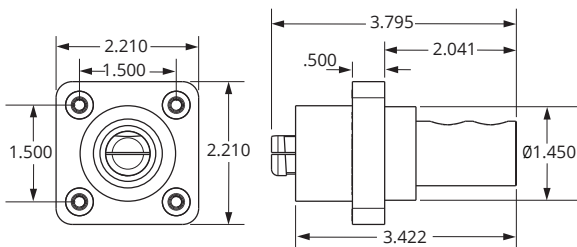
CL40MRB-BB, CL40FRB-BB, CLS40MRB-BB,
CLS40FRB-BB

CLS40MRB-BB2, CLS40FRB-BB2



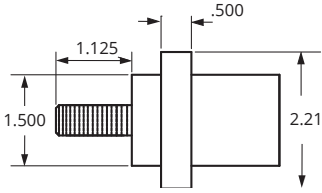
CLS 18 Series Panel Mounts

CLS1840MRB, CLS1840FRB, CLS1840MRB, CLS1840FRB

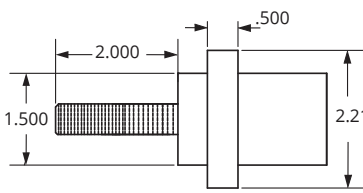


CLS Panel Mounts

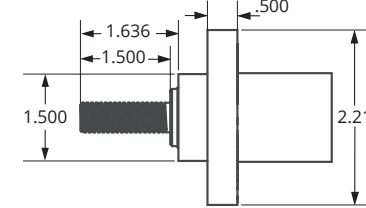
CL40MRSB, CL40FRSB,
CLS40MRSB, CLS40FRSB



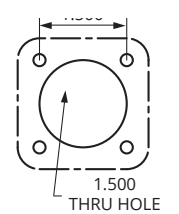
CL40MRSB2, CL40FRSB2



CL40MRSB1.5, CL40FRSB1.5

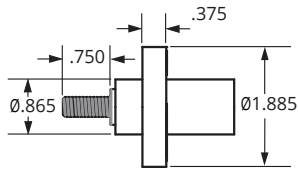


CL, CLS Panel Mount
Family Cut-out

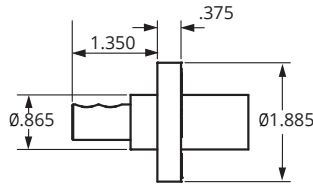


CLM Mini Panel Mounts

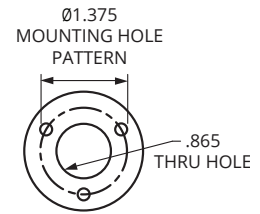
CLMMRS, CLMFRS, CLSMMRS, CLSMFRS



CLMMR2, CLMFR2, CLSMFR2

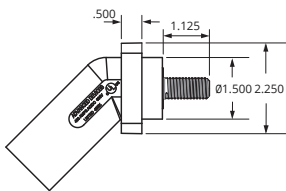


CLM Panel Mount Family Cut-out

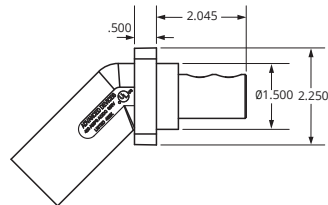


CLS 45 Degree Panel Mounts

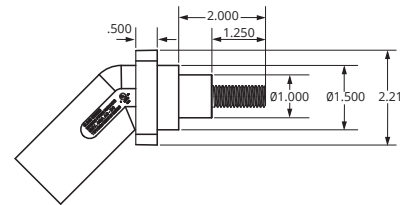
CLS45MRSB, CLS45FRSB



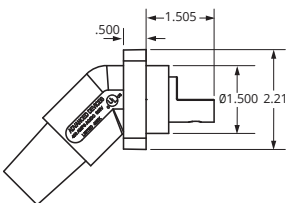
CLS45MRB, CLS45FRB



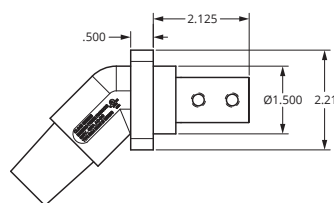
CLS45MR2SB, CLS45FR2SB



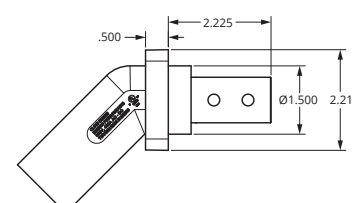
CLS45MRB-BB, CLS45FRB-BB



CLS45FRB-BB2



CLS45MRB-BB2



STAGE PIN DEVICES

bates® GROUP 5®

For 30 years bates stage pins have been the industry standard for stage lighting devices. Our Bates connectors are manufactured from an extreme temperature tolerant thermoplastic. This performs in extreme temperatures and is highly durable and resilient to punishing impacts. Bates stage pin connectors offer years of reliable service in the most demanding environments. Our pins are crafted from solid brass rod machined to +/- 0.0005" tolerance while allowing the pins to float which allows positive alignment and pin contact, which is critical to device life. Precision slotted and crimped female contacts are sized to provide constant spring contact pressure even when the pins are damaged. The 2 piece strain relief accommodates a wide range of wire sizes. All 20A bates stage pin inlines are available with clear or colored tops while the stage pin panel mounts can be ordered in specific colors. 100A 250V stage pins are available in yellow to denote the unique voltage rating.

Our Group 5 products continue to be precision machined from high temperature phenolic material. Our phenolic is the highest quality available today. Group 5 products have all the same features as our Bates connectors while offering a traditional material.

The Marinc Power Products 20 Amp Power Connectors. Ideal for use with LED lighting and other loads such as multi-bank video monitors, these connectors are interchangeable with other brands. Both inline (female) and panel mounted (male) versions are available. The product is also color coded for input (blue) and output (gray) to ease in proper wiring connection. Additional gasketing provides an IP44 degree of dust and moisture protection.






Bates Inlines	58
Bates Panel Mounts	59
Group 5 Inlines	60
Group 5® Panel Mounts & Wire Charts	61
Stage Pin & Panel Mount Dimensions	62
20A Power Connectors	63

Bates and Group 5 stage pin devices are the brands of choice in the stage lighting and entertainment industry.

bates® Inlines



20A 125V Stage Pins

- Thermoplastic housing
- Accepts #16/3 SJO to #12/3 SO cable

Wire Connection	M/F	Part #
Set screw	Male	20M
	Female	20F
All white (cover and body)	Male	20M-AW
	Female	20F-AW
Ring terminal	Male	20M-RT
	Female	20F-RT
Clear cover	Male	20M-X
	Female	20F-X

A B C D E G H X



60A 125V Stage Pins

- Thermoplastic housing
- #6 Type SC single conductor cable
- Or #6/3 or #8/3 Type W multiconductor cable

Wire Connection	M/F	Part #
Set screw	Male	60M
	Female	60F



100A 125V Stage Pins

- Thermoplastic housing
- Use #2 or #4 Type SC single conductor cable
- Or use #4/3 or #6/3 Type W multiconductor cable
- Black only to denote 125V

Wire Connection	M/F	Part #
Set screw	Male	100M
	Female	100F



100A 250V Stage Pins

- Thermoplastic housing
- Use #2 or #4 Type SC single conductor cable
- Or use #4/3 or #6/3 Type W multiconductor cable
- Yellow only to denote 250V

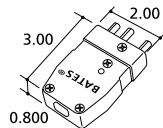
Wire Connection	M/F	Part #
Set screw	Male	106M-H
	Female	106F-H



TRIXFER™ 20A Stage Pin Jumper Tap

The Bates "Trixfier" stage pin jumper tap replaces cumbersome twofers, delivering grounded 20A power to multiple devices with faster, cleaner, simpler setup.

TRIXFER Male-Female combo
TRIXFER.FF Female-Female combo



Dimensional drawings on page 62

Related Products



Wire Shoes
page 53



Set Screws
page 53

OEM Available: Add suffix ".OEM" to the Part number for bulk packaging. Quantities vary. See your sales rep for quantity details.

bates® Panel Mounts



20A 125V Stage Pin Panel Mount

- Thermoplastic body
- Accepts #10 or #12 AWG

Wire Connection	M/F	Part #
Set screw	Male	20MR
	Female	20FR
Ring terminal	Female	20FR-RT

A B C D E F G H



60A 125V Stage Pin Panel Mount

- Thermoplastic body
- Accepts #6 or #8 AWG

Wire Connection	M/F	Part #
Ring terminal	Male	60MR
	Female	60FR
Double set screw	Male	60MR-DSS
	Female	60FR-DSS



100A 125V Stage Pin Panel Mount

- Thermoplastic body
- Accepts #2 or #4 AWG
- Black only to denote 125V

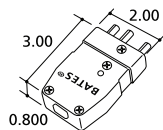
Wire Connection	M/F	Part #
Ring terminal	Male	100MR
	Female	100FR
Double set screw	Male	100MR-DSS
	Female	100FR-DSS



100A 250V Stage Pin Panel Mount

- Thermoplastic body
- Accepts #2 or #4 AWG
- Yellow only to denote 250V

Wire Connection	M/F	Part #
Ring terminal	Male	106MR-H
	Female	106FR-H
Double set screw	Male	106MR-DSS-H
	Female	106FR-DSS-H



Dimensional drawings on page 62

Related Products



Wire Shoes page 53



Set Screws page 53

OEM Available: Add suffix ".OEM" to the Part number for bulk packaging. Quantities vary. See your sales rep for quantity details.

GROUP 5® Inlines



20A 125V Stage Pins

- Made from Phenolic
- Accepts #10 or #12 S Type Cable

Wire Connection	M/F	Part #
Set screw	Male	G20M
	Female	G20F
Internal fuse	Male	G20M-FU
	Female	G20F-FU



60A 125V Stage Pins

- Made from Phenolic
- #6 Type SC single conductor cable
- Or #6/3 or #8/3 Type W multiconductor cable

Wire Connection	M/F	Part #
Set screw	Male	G60M
	Female	G60F
Internal fuse	Male	G60M-FU
	Female	G60F-FU
Two cable inlet (2FER)	Male	G60M-DB
Ring terminal	Male	G60M-RT
	Female	G60F-RT



100A 125V Stage Pins

- Made from Phenolic
- Use #2 or #4 Type SC single conductor cable
- Or use #4/3 or #6/3 Type W multiconductor cable
- Black only to denote 125V

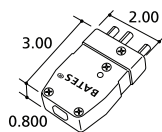
Wire Connection	M/F	Part #
Set screw	Male	G100M
	Female	G100F
Internal fuse	Male	G100M-FU
	Female	G100F-FU
Two cable inlet (2FER)	Male	G100M-DB



100A 250V Stage Pins

- Made from Phenolic
- Use #2 or #4 Type SC single conductor cable
- Or use #4/3 or #6/3 Type W multiconductor cable
- Yellow only to denote 250V

Wire Connection	M/F	Part #
Set screw	Male	G106M-H
	Female	G106F-H
Two cable inlet (2FER)	Male	G106M-DB-H



Dimensional drawings
on page 62

Related Products



Wire Shoes
page 53



Set Screws
page 53

OEM Available: Add suffix ".OEM" to the Part number for bulk packaging.
Quantities vary. See your sales rep for quantity details.

GROUP 5® Group 5 Panel Mounts



100A 125V Stage Pin Panel Mount

- Made from Phenolic
- 100A 125V
- Accepts #2 or #4 AWG

M/F	Part #
Male	G100MR1-R5
Female	G100FR1-R5



60A 125V Stage Pin Panel Mount

- Made from Phenolic
- 60A 125V
- Accepts #6 or #8 AWG
- Through panel mounting in 4"x1" cutout

M/F	Part #
Female	G60FR-TH

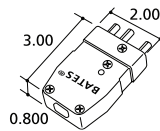
Related Products



Wire Shoes
page 53



Set Screws
page 53



Dimensional drawings
on page 62

Wire Charts

How much Amperage can a wire safely conduct?

The National Electrical Code publishes the following table showing how much amperage each size cable can carry:

AWG Wire Size	AWG cm Area	Ohms/1000 ft	2 Current Carrying Conductors	3 Current Carrying Conductors
18	1,600	6.385	10	7
16	2,600	4.016	13	10
14	4,100	2.525	18	15
12	6,500	1.588	25	20
10	10,500	.9989	30	25
8	16,800	.6282	40	35
6	26,600	.3951	55	45
4	42,000	.2485	70	60
2	66,500	.1563	95	80

Ohms/1000 ft. can be used to calculate any voltage drop. The formula is: Voltage (drop in volts) = [1 (amperage) x circuit length in feet/1000 x Ohms/1000 ft.]

Wire Specifications

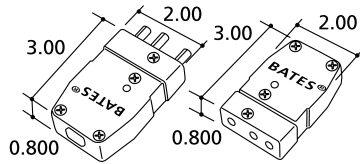
Diameter Ranges of Jacketed Cord in Accordance with Standard UL 62

AWG	2 Cond.	3 Cond.	4 Cond.	5 Cond.
Type* SV, SVO, SVT, SVTO				
18	.220-.255"	.230-.265"		
Type* SJ, SJO, SJT, SJTO				
18	.280-.315"	.300-.335"	.325-.365"	
16	.305-.340"	.325-.360"	.350-.395"	
14	.335-.375"	.360-.395"	.390-.435"	
12	.405-.455"	.425-.475"	.465-.520"	
10	.540-.605"	.565-.635"	.625-.700"	
Type* S, SO, ST, STO				
18	.340-.385"	.360-.400"	.385-.430"	.460-.510"
16	.365-.410"	.385-.430"	.410-.460"	.490-.550"
14	.495-.550"	.520-.575"	.560-.620"	.630-.705"
12	.565-.625"	.590-.655"	.640-.710"	.700-.770"
10	.615-.685"	.650-.720"	.700-.775"	.760-.840"
8	.780-.880"	.830-.930"	.925-1.050"	1.000-1.150"
6	.920-1.050"	.970-1.100"	1.050-1.200"	1.180-1.330"
4	1.060-1.210"	1.130-1.280"	1.250-1.450"	
2	1.210-1.400"	1.300-1.500"	1.450-1.650"	

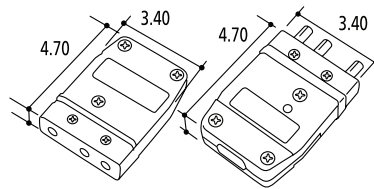
Stage Pin & Panel Mount Dimensions

bates®

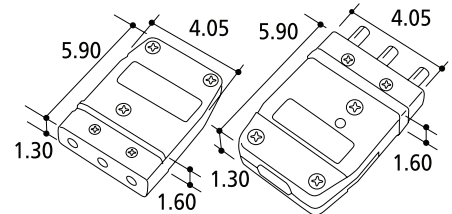
20A 125V Stage Pins



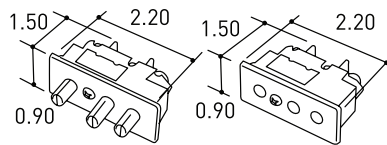
60A 125V Stage Pins



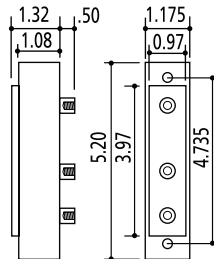
100A 125/250V Stage Pins



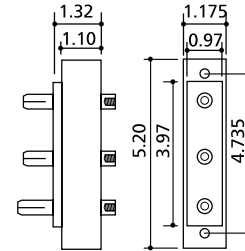
20A 125V Panel Mounts



60A 125V Panel Mounts

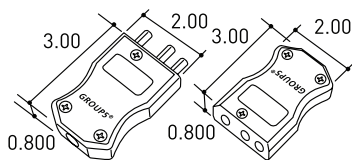


100A 250V Panel Mounts

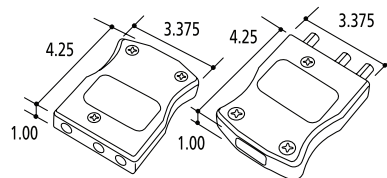


GROUP 5®

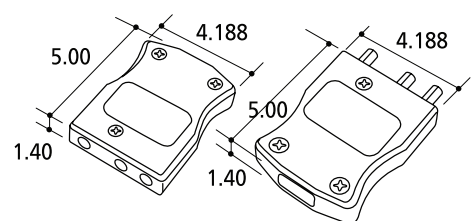
20A 125V Stage Pins



60A 125V Stage Pins



100A 125/250V Stage Pins



20A Power Connectors



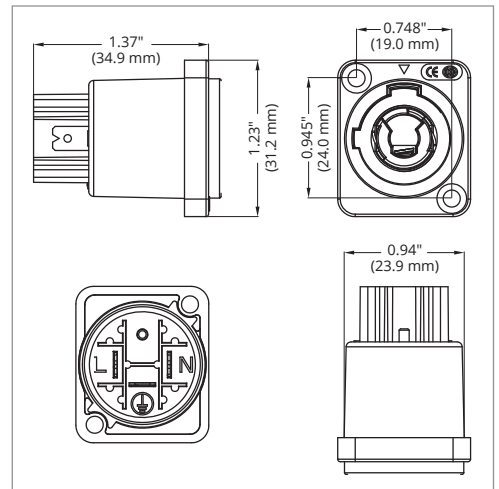
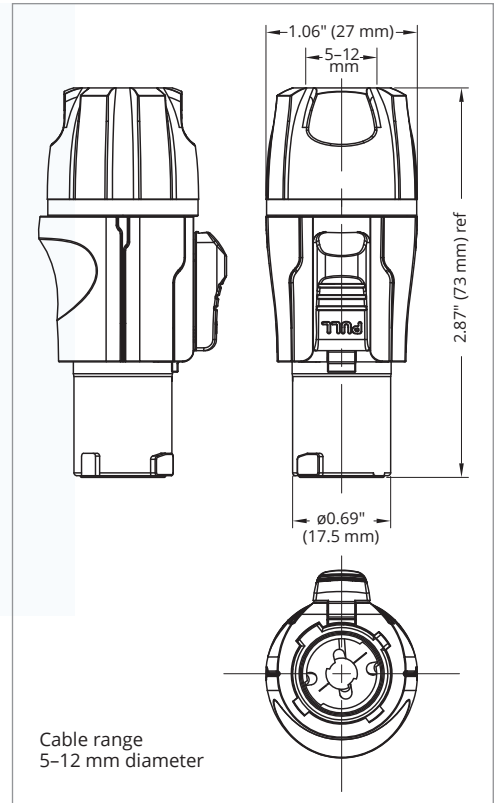
20 Amp Power Connectors

Introducing the Marincopowerproducts 20 Amp Power Connectors. Ideal for use with LED lighting and other loads such as multi-bank video monitors, these connectors are interchangeable with other brands. Both inline (female) and panel mounted (male) versions are available. The product is also color coded for input (blue) and output (gray) to ease in proper wiring connection. Additional gasketing provides an IP44 degree of dust and moisture protection.

Additional gasketing provides an IP44 degree of dust and moisture protection.

- Rated 20A 500V AC/DC
- Color coded for input and output
- Rugged, easy-to-use locking design
- UL, cUL recognized component file # E479888
- CE approved
- IP44 rating
- 12-14 AWG cable range
- Copper contacts with gold and silver plating

Part #	Description
PC20FCI	20A 500V Female Connector Input, Blue
PC20FCO	20A 500V Female Connector Output, Gray
PC20MRI	20A 500V Male Panel Mount Input, Blue
PC20MRO	20A 500V Male Panel Mount Output, Gray



BATTERY CHARGERS & ACCESSORIES

Whether it's chargers, batteries, battery management, busbars and fuseholders, our broad offering of products can optimize your charging system.

Battery Chargers

Our battery chargers integrate multiple functions, charging your battery safely and completely even when they are depleted. Fast battery charging is guaranteed by the efficient use of the available grid or generator power.

ChargePro™ Battery Chargers: Digital microprocessor controlled, our ChargePro chargers provide fast, accurate, efficient and full battery charging. They automatically monitor battery power and begin the charge cycle when power is low or every 14 days. **Marinco ChargePro chargers** features include universal input (90-265V AC), IP68 rating, for flooded lead acid, Gel, or AGM batteries. Our new **Guest ChargePro chargers** features 5 stage performance charging, IP67 waterproof rating, and are for flooded lead acid and AGM batteries.

Mastervolt chargers offer an extended range of 12V and 24V chargers up to 100 Amps with the ChargeMaster brand chargers. They're also ideal for virtually all types of batteries including flooded lead acid or gel/AGM/Lithium Ion. **More information can be found in our Mastervolt catalog at mastervolt.us.**

See our Mastervolt and ProMariner product catalogs for more battery charger options.

Batteries

Batteries are the heart and are often the largest single expense in the electrical system. They are sensitive to failure and shortened life if not charged properly. Modern battery chemistries—Gel, AGM, Lithium Ion, and Flooded Lead Acid (FLA)—require adherence to manufacturer's charging recommendations.

All Mastervolt batteries are equipped with shock-proof positive and negative battery plates with rubber separation, while the electrolyte is absorbed in gel or glass fiber. A high-grade lead/calcium compound guarantees you a constant capacity and minimum self-discharging. Mastervolt's batteries are suitable for most any application and include Lithium Ion, Gel, AGM, and traction battery types.

More information can be found in our Mastervolt catalog at mastervolt.us.

Battery Management is central to the safe operation of a vehicle

All vehicles with an engine have at least one battery whose primary purpose is starting the engine and providing power for loads such as lights, pumps, and electronics. The safe switching between batteries, loads, and charge sources is achieved using battery management. Manual Battery Switches are commonly used on vehicles where the batteries are located near the operator, allowing the high amperage switching and the control of the switch to be the same location. On large vehicles, battery switches may be mounted close to the batteries to avoid long cable runs.

We have a partial selection in this catalog, but more information on our BEP brand of battery management products can be found at bepmarine.com





ChargePro™ Battery Chargers | 66

Portable Battery Chargers | 69

1.5 Amp ChargePro™ Maintainer | 70

Inlets & Charger Cords | 71

Battery Isolators | 72

Battery Switches | 73

Guest and Marinco battery chargers provide an optimum battery charging solution and endure harsh environments for a variety of battery operated industrial equipment.

CHARGEPRO™

Guest On-Board Battery Chargers **NEW**

For 12, 24, 36 and 48 volt systems (model specific)

Guest on-board battery chargers have been redesigned from the inside out with the customer in mind. Our newest generation on-board marine and industrial-grade battery chargers include leading advancements in digital charging technology and waterproof design/construction. Designed to maximize individual battery performance, extend battery life and show battery status better than ever before.

Every Guest charger has a dedicated output that delivers the full amount of amps per bank. The easy to read graphics indicates the status of each battery bank through the charging process.

ChargePro's low profile flangeless extruded aluminum housing is sealed by gaskets with heavy duty end caps for 100% waterproof performance to IP67. This new construction design delivers an increase in charging and thermal management performance. The new ChargePro series is up to 40% lighter while increasing durability and ease of installation over prior generations of older technology epoxy filled plastic body chargers.

- All high frequency, digital charging technology
- Microprocessor and software control for precision, fully automatic 5-stage performance charging
- Fully automatic 5-stage performance charging
- Dedicated battery charging, sensing and control per bank
- Individual battery sensing and control
- Expanded LED charge status monitor
- Wiring and battery fault detection
- Auto-maintain energy saver mode
- Up to 40% lighter
- 100% Waterproof (IP67) and shock resistant for all fresh and saltwater applications
- All models are pre-wired for easy installation
- For all 12 volt flooded and AGM lead acid batteries
- Built-in safety: reverse polarity, over-current, over-voltage, over-temperature and ignition protection. In-line fuses for maximum DC wire protection.
- 2 year warranty



2713A



2711A



2708A



Expanded LED Display



Battery fault detection LEDs



Heavy-Duty strain reliefs



In-line safety fuses



NEMA 5-15P Plug



Certified to:
UL STD 1236
CSA C22.2 No. 107.2
FCC Class B

IP67



Designed and
Constructed to:

ABYC-31

ABYC
Setting Standards for Safer Boating

Guest ChargePro™ Series Selection

ChargePro 5A to 20A Models



Part #	2708A	2707A	2710A	2711A	2713A	2720A
Input Volts	90-135V AC 50/60Hz	90-135V AC 50/60Hz	90-135V AC 50/60Hz	90-135V AC 50/60Hz	90-135V AC 50/60Hz	90-135V AC 50/60Hz
DC System Voltage	12	12/24	12	12/24	12/24/36	12/24
Banks	1	2	1	2	3	2
Amps	5	4/4	10	5/5	5/5/5	10/10
Amps Per Bank	5	4	10	5	5	10
AC and Cord Length	6'	6'	6'	6'	6'	6'
Size (W x H x L)	7.5" x 2.4" x 7.2"	7.5" x 2.4" x 9.0"	7.5" x 2.4" x 9.0"	7.5" x 2.4" x 9.0"	7.5" x 2.4" x 12.9"	7.5" x 2.4" x 12.9"
Weight (lbs)	3.2	4.5	4.2	4.7	6.7	6.6

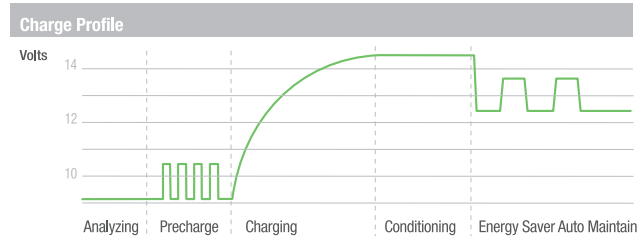
ChargePro 30A and 40A Models

Designed for demanding 12, 24, 36 and 48 volt battery systems requiring 10 amps per battery for the fastest charge times.



Part #	2731A	2740A
Input Volts	90-135V AC 50/60Hz	90-135V AC 50/60Hz
DC System Voltage	12/24/36	12/24/36/48
Banks	3	4
Amps	10/10/10	10/10/10/10
Amps Per Bank	10	10
AC and Cord Length	6'	6'
Size (W x H x L)	9.0" x 4.1" x 8.7"	9.0" x 4.1" x 8.7"
Weight (lbs)	8.0	8.5

Fully Automatic Multi-Stage Performance Charging Overview



ChargePro's 5-Stage Performance Charging algorithm is fully automatic and designed to maximize battery performance and extend battery life.

Stage 1 - Analyze Mode: AC Power is applied. ChargePro's red Charging LED will flash indicating it is analyzing individual wiring connections for proper connection/polarity and that each battery is over 2.5 VDC and capable of accepting a precharge. When completed any errors will trip a battery specific red fault LED, or if no faults are present the red Charge LED will illuminate solid red.

Stage 2 - Precharge Mode: For batteries under 10 volts, this mode is designed to pulse the battery up to 10 volts before accepting full rated constant current (Stage3). During this mode the red charging LED will be illuminated with a solid on.

Stage 3 - Charging Mode Constant Current: During this mode the red charging LED will be illuminated with a solid on indicating each battery is being charge in constant current mode as controlled by temperature until the battery voltage is raised to a precise 14.6 volts DC and the red Charging LED will shut off.

Stage 4 - Conditioning Mode Constant Voltage: During this mode the amber Conditioning charging LED will be solid on indicating each battery is being is being conditioned at 14.6 volts for up to 3 hours until the battery is fully charged. Followed by the amber LED turning off while the charger enters into Stage 5.

Stage 5 - Storage Recondition Mode During this mode the blue AC Power and green Auto Maintain LED will be solid on indicating each battery is being monitored while the charger is in standby mode consuming little to no power until the battery drops under 12.8 volts (fully charged) and the charger will turn on and auto maintain the battery in a fully charged state. This is fully automatic and safe for short and long term storage.

ChargePro™ Battery Chargers

These new onboard chargers have the same housing and mounting dimensions as our traditional ChargePro Guest chargers with a number of performance enhancements.

- For use with flooded, AGM, or Gel batteries
- Microprocessor controlled for accurate charging
- Universal input 120/230V for go-anywhere freedom
- Isolated outputs
- Outputs can be put in series or parallel for higher voltage or current
- Completely sealed, epoxy filled
- IP68 waterproof
- Designed for harsh marine and industrial environments – moisture, salt, shock and vibration tested
- Non corroding housing for ultimate reliability
- Meets global industry standards including UL, CSA, ABYC, FCC, California efficiency regulations (CEC)
- Footprint and mounting holes are same as former ChargePro Guest Chargers
- ConnectCharge™ Plug for easy assembly to inlet (Part #150CCI) with no wiring
- CE on models 28106 and 28210



RoHS IP68



NEMA 5-15P

Total Amps	Outputs	Amps per out	Battery System	Input Voltage Range	Output Voltage	GUEST Old #	Part #
6	1	6	12V	120/230V 50/60 Hz	12V	2608A →	28106
10	2	5	12V+12V or 24V	120/230V 50/60 Hz	12V	2611A →	28210
20	2	10	12V+12V or 24V	120/230V 50/60 Hz	12V	2620A →	28220
30	3	10	12V+12V+12V or 12V+24V or 36V	120/230V 50/60 Hz	12V	2631A →	28330

For use with Group 24 through 34 Flooded and AGM batteries. Not for use with 4D or 8D large capacity batteries.



ConnectCharge™ Plug

Designed to snap into Marincos® inlet (Part # 150CCI) quickly and easily. The inlet (purchased separately) has a weatherproof cover and locking rings. No wiring needed.

Related Products



ConnectCharge™
Inlets
page 71

Portable Battery Chargers



	6 Amp Battery Charger	3 Amp Battery Charger
Part #	2606A	2603-B
Total Amps	6	3
Outputs	1	1
Amps per out	6	3
Battery System	12V	12V
Input Voltage	100-130V AC / 60Hz	100-130V AC/60Hz
Output Voltage	12V	12V
AC	6' AC cord with standard plug	18" AC cord with standard plug
Dimensions	5.5" x 5.0" x 2.4" 140x127x61 mm	3.10" x 3.50" x 2.34" 79x89x59 mm
Weight	3.5 lbs / 1.6 kg	1.0 lbs / 0.5 kg

MASTERVOLT **ProMariner™**

See our Mastervolt and ProMariner product catalogs for more battery charger options



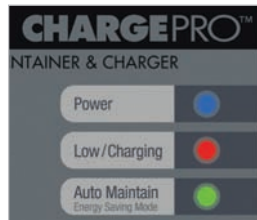
1.5 Amp ChargePro™ Maintainer

Keep your battery charged with this highly reliable, Guest 1.5 Amp maintainer. Extends battery life and will charge, monitor and re-charge your battery if the voltage drops below 12.9V. The maintainer can be safely connected to the battery for short or long periods of time. To increase versatility the maintainer comes with alligator clips and ring terminals for the output cable. This maintainer will charge smaller batteries and maintain batteries up to 150Ah (group 31).

- Ideal for sport fishing boats, ski boats, jet ski's, ATV's, automobiles, tractors, riding lawn mowers and more
- For Wet, Gel and AGM batteries
- Charge batteries 1.2 Ah to 40 Ah
- Maintain batteries 1.2Ah to 150 Ah
- Energy savings mode automatically shuts off the charger when the battery is charged. The charger periodically monitors the battery and turns back on when the battery falls below 12.9V.
- Maintainer can safely stay connected to the battery for long periods of time
- LED's let you know when the Power is ON, battery is being charged and when charging is complete.
- Includes ring terminals and alligator clips for connection to the battery
- Weather resistant, IP65
- 3-wire AC plug, NEMA 5-15P
- 3 year warranty
- Meets UL 1236 and CSA Standards, cETLus



Concealed Mounting



Expanded LED Status Center



Portable Foam Resting Pad



Included DC Cable Assemblies



NEMA 5-15P Plug

Part #	Output Volts	Output Amps	Banks	Cable Length	Size (WxHxD)	Weight	AC In
2701A	12V DC	1.5 Amps	1	6'	5.0"x5.8"x2.0"	2.3 lbs	120V AC 60Hz



Conforms to:
Marine UL 1236 SB
CSA C22.2 No. 107.2
FCC Class A

Designed and
Constructed to:
ABYC A-31
ABYC
Setting Standards for Safer Boating

ConnectCharge™ Inlets



Universal Mount

- Mount to dash from rear with threaded locking ring or from the front with three screws through the face plate

Part # 150CCI



Rear Mount

- Mounts to dash from rear with threaded locking ring
- Eliminates rewiring, plug snaps into Inlet locking tab
- Watertight lid protects AC plug

OEM # 150CCTM.OEM



Front Mount

- Mounts to panel from front with three screws through the face plate

OEM # 150CC.OEM

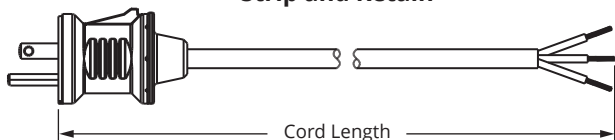
For use with Battery chargers with ConnectCharge™ Plug only!

Exclusive molded notch on plug locks into ConnectCharge™ inlet

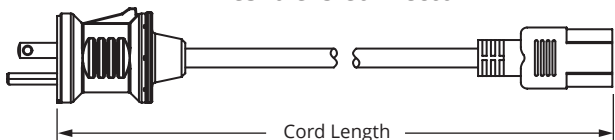


ConnectCharge™ Cords

Strip and Retain



IEC320 C15 Connector



14/3SJTW Cord Length	Amps	Voltage	Nema Config	Cord Termination	Part #
24"	15	125	5-15P	Strip & Retain	152400-01
				IEC320 C15 Connector	152400-03
48"	15	125	5-15P	Strip & Retain	154800-01
				IEC320 C15 Connector	154800-03
72"	15	125	5-15P	Strip & Retain	157200-01
				IEC320 C15 Connector	157200-03

Hard Wired Charger Inlets

- 15A or 20A 125V straight blade inlet
- Low profile cap won't catch fishing line
- Mounts easily to fiberglass and aluminum hulls
- Perma-Lock™ terminals and color coded wire entrance holes make wiring a snap
- UV resistant housing/cap



Amp	Color	Universal Mount Part #	Front Mount OEM #	Rear Mount OEM #
15	Black	150BBI	150BBI.OEM	150BBI-TM
15	White	150BBIW	150BBIW.OEM	—
20	White	200BBIW	200BBIW.OEM	—



15A 125V
Straight Blade




20A 125V
Straight Blade

Battery Isolators

Marinco offers a comprehensive line of Mastervolt battery isolators to complement a complete 12V or 24V system. Battery isolators are an essential part of any DC system that increases battery lifespan, protects against battery discharge and allows isolated charging of multiple battery banks.

BI Battery Isolators

Mastervolt's BI battery isolators are based on conventional diode technology. The diode voltage drop (ca. 0.6V) can be compensated for by adapting the output voltage of the connected charger or alternator. Mastervolt battery chargers and Alpha Pro MB charge regulators come as standard with automatic compensation for voltage drops.



	BI 702-S	BI 703	BI 1202-S	BI 1203-S
Part #	83007021	83007030	83012021	83012031
Max. output charger	25/50A	25/50A	80A	80A
Max. output alternator	70A	70A	120A	120A
Compensation diode	yes	no	yes	yes
Dimensions, HxWxD	6.2"x5.5"x3.2" 157x140x80 mm	8.2"x5.5"x3.2" 207x140x80 mm	8.2"x5.5"x3.2" 207x140x80 mm	8.2"x5.5"x3.2" 207x140x80 mm
Weight	1.3 lbs / 0.58 kg	2.4 lbs / 1.1 kg	2.65 lbs / 1.2 kg	2.9 lbs / 1.3 kg
# of battery banks	2	3	2	3

Battery Watch


The Battery Watch is an essential element of any well-equipped battery system, offering you a 1.3 lbs electronic watchdog that ensures a much longer lifespan for your batteries. The unit switches off loads when batteries are nearly empty, to keep your batteries in optimum condition. LED lights provide a clear read out and the undervoltage can be set using DIP switches.

Part #	83200150
Max. load	150A
Input voltage	8-32V DC
Switch off under voltage 12V	9-12V DC
Switch off under voltage 24V	18-24V DC
Dimensions (LxWxH)	6.2"x5.5"x3.2" 157x140x80 mm
Weight	1.3 lbs / 0.6 kg



Battery Mate

While battery isolators are conventional diode splitters, the Battery Mate's technology is electronic and includes mosfets (transistors). Its components compensate for the voltage drop and ensure that charging continues at the right voltage level, even with several battery banks. The Battery Mate is compatible with any type of alternator/battery charger, in both existing and new systems. As the voltage loss between the alternator and battery is negligible, the Battery Mate performs far better than conventional battery isolators. This ensures fast and complete charging of your batteries without having to make additional adjustments to the alternator.



	1602 IG	1603 IG	2503 IG
Part #	83116025	83116035	83125035
Max. output charger	120A	120A	200A
Max. output alternator	160A	160A	250A
Dimensions, HxWxD	8.2"x5.5"x3.2" 207x140x80 mm	8.2"x5.5"x3.2" 207x140x80 mm	8.2"x5.5"x3.2" 207x140x80 mm
Weight	2.2 lbs / 1 kg	2.2 lbs / 1 kg	2.2 lbs / 1 kg
# of battery banks	2	3	3

Universal Mount Switches

- Longer stud lengths for improved assembly and easier cable routing
- Built with heavy-duty copper sweep contacts to ensure positive circuit control
- Rugged internal components protected by a tough, impact resistant polycarbonate housing that is impervious to the elements
- Cable Lug Size: 3/8"
- Dimensions: 5.0" x 2.75"

Selector Switch w/out AFD

Continuous amps: 230
Momentary amps: 345



Part # 2111A



OEM # 2111A-B

Selector Switch with AFD

Continuous amps: 230
Momentary amps: 345



Part # 2110A



OEM # 2110A-B

On/Off Switch w/out AFD

Continuous amps: 230
Momentary amps: 345



Part # 2112A



OEM # 2112A-B

Battery Selector Switches

- Polycarbonate case
- For 6V, 12V, 24V or 36V systems
- Surface mount
- Cable Lug Size: 3/8"
- Dimensions: 5.50" x 2.63"

Selector Switch with AFD

Continuous amps: 230
Momentary amps: 345



Part # 2100

OEM # 2100-B

Selector Switch w/out AFD

Continuous amps: 230
Momentary amps: 345



Part # 2101

OEM # 2101-B

On/Off Switch w/out AFD

Continuous amps: 230
Momentary amps: 345



Part # 2102

OEM # 2102-B
OEM # 2102-3-B black

Heavy-duty Diesel Power Battery Switches

- For 6V, 12V, 24V or 36V systems
- Built with heavy-duty copper sweep contacts to ensure positive circuit control
- Rugged internal components protected by a tough, impact resistant polycarbonate housing that is impervious to the elements
- All feature Alternator Field Disconnect (AFD) allowing selection of any position, including "off", without damage to alternator or electrical system
- Cable lug size: 1/2"
- 2304A and 2304A-B have 3 studs

Heavy-duty On/Off Switch

Continuous amps: 450
Momentary amps: 800



Part # 2303A



OEM # 2303A-B

Extra-duty On/Off Switch

Continuous amps: 600
Momentary amps: 1000



Part # 2304A



OEM # 2304A-B

Battery Selector Switch

Continuous amps: 360
Momentary amps: 600



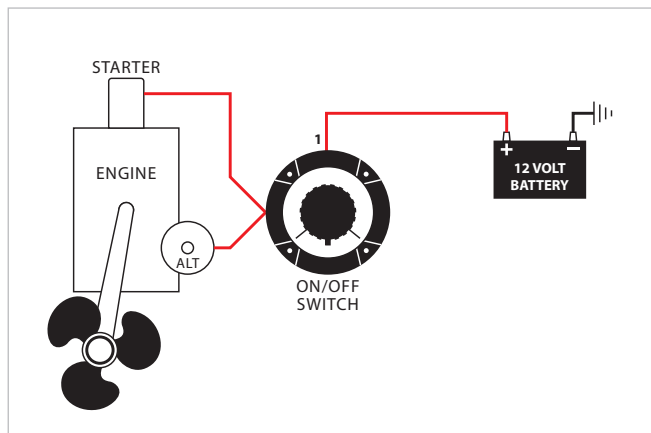
Part # 2300A



OEM # 2300A-B

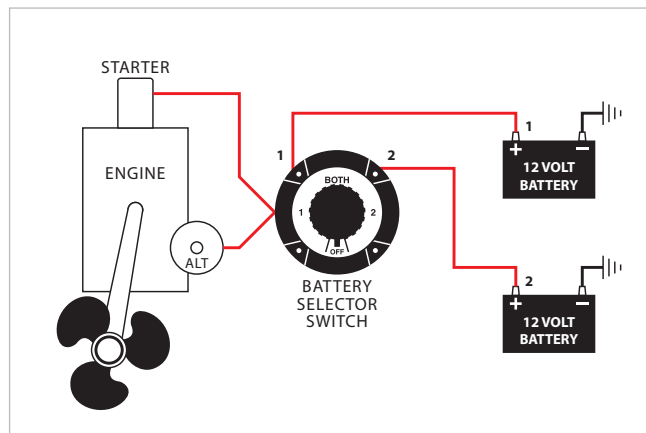
Battery Switch Operation Diagrams

As more and more electronics and electrical accessories are added to your boat (autopilot, refrigeration, etc.) the use of multi-batteries becomes a necessity. Guest components allow you to set up the system (from simple to complex) for your boat's application. The following diagrams are for use in identifying and designing the right system for your boating needs.



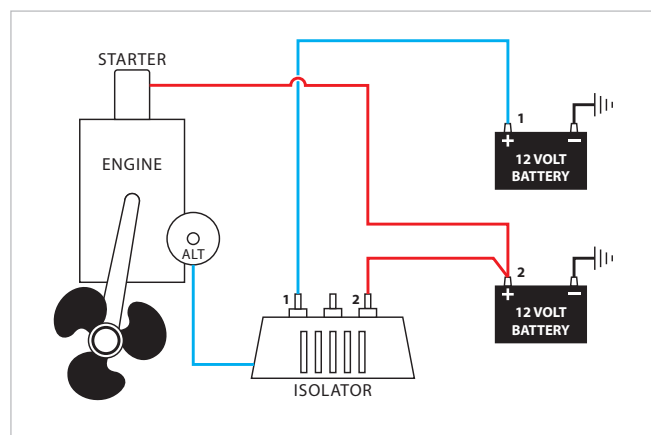
Single battery

Installation: To shut off all power at source. Recommended installation by approved authorities.



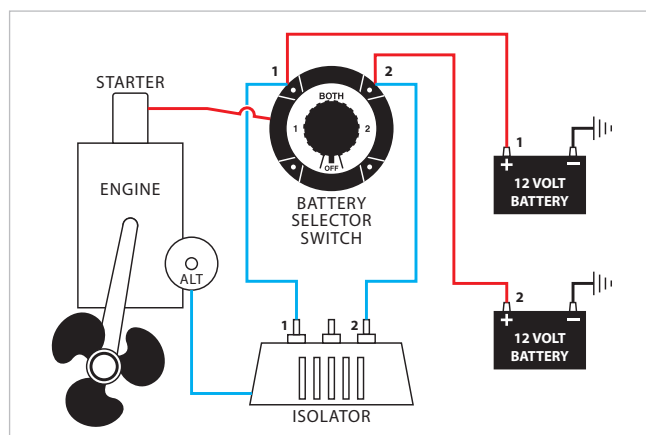
Two battery with out isolator

Installation: To select a starter battery and ship service battery. Manually isolates each battery, parallels both batteries for emergency start, master disconnect, manually selects batteries for charging.



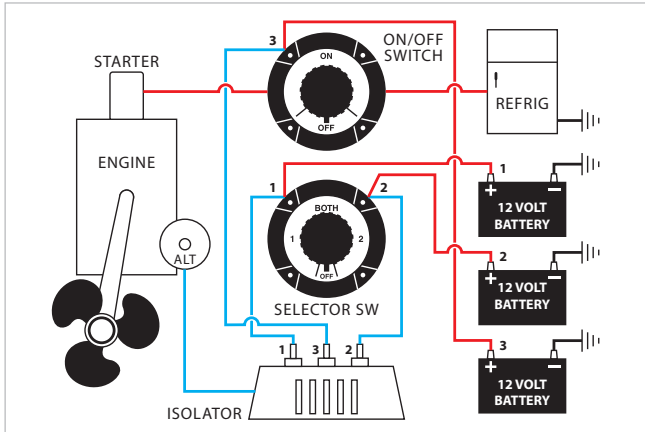
Two battery with isolator

Installation: Isolator automatically selects lower charged battery to be charged first. Full battery can't discharge to drained battery. Dedicated system, no flexibility, no emergency parallel or disconnect function.



Two battery with emergency parallel

Installation: An isolator automatically isolates each battery, lower charged battery will automatically be charged first. Two different size batteries can be used, larger for ship services, smaller for engine cranking. Switch selects usage, master disconnect, emergency parallel function.

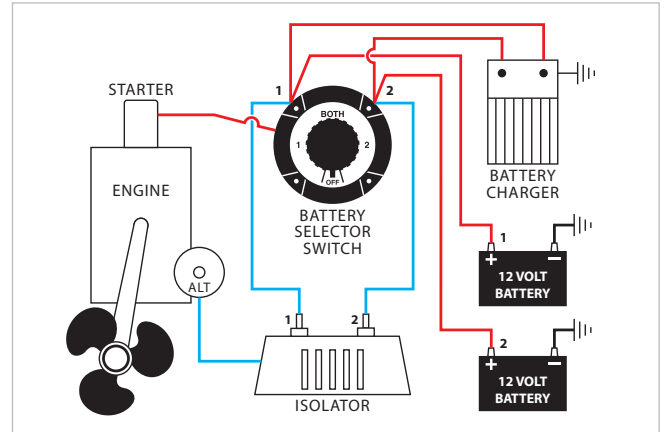


One battery selector switch, one On/Off selector switch automatic battery isolation and automatically charges three batteries

Installation: Use for sailboats and trawlers. Third battery isolated from other ship circuits. All batteries being automatically charged while running through isolator. To be used for refrigeration or other heavy load devices. Isolator protects other batteries.

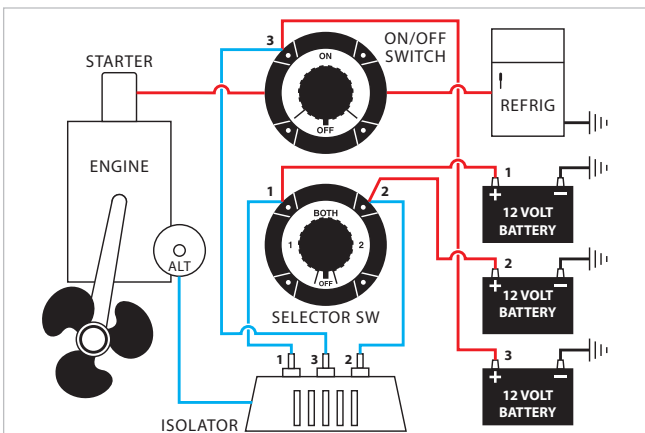
Switch selector usage:

- 1. Master disconnect
- 2. Emergency parallel function



Adding automatic battery charger/converters to system

Installation: At dockside multi-bank charger built in isolator which will automatically charge lower battery.



Three batteries, one battery selector switch, one On/Off or selector switch, two alternators, one isolator

Installation: Isolator separates both alternators so both alternators will charge simultaneously. Automatically charges lowest battery first. All batteries can be used for start, third battery, ship's source.

TECH tip™

Alternator Field Disconnect (AFD)

Allows selection of any position, including "Off," without damage to alternator or electrical system. AFD is required on some electrical systems.

- Heavy-duty copper sweep contacts
- Positive click-stop on all positions
- "Make before break" contacts allow selection of all positions except "Off" while engine is running
- New design is easy to retrofit into existing hole patterns
- Use with 6V, 12V, 24V or 36V systems
- Built-in skirt protects connections
- Surface or rear panel mounting
- Marine grade construction

Important Note: The boater's electrical needs and problems should be discussed with your boatyard's electrical technician.



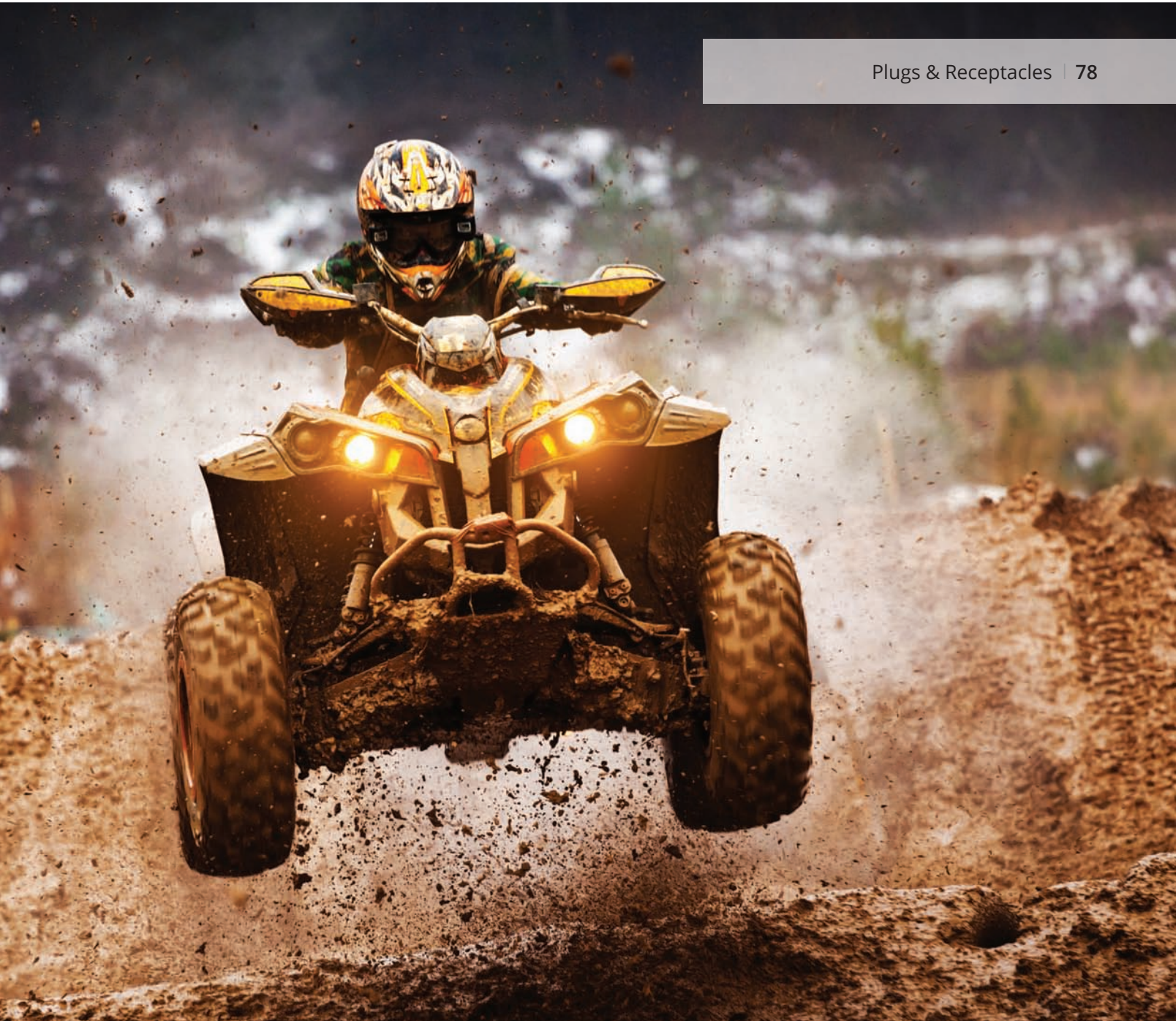
Exclusive flat 360 "sweep" contact design provides up to 60% more contact area than other switch designs.

DC DEVICES

The ConnectPro® plug and receptacle is a revolutionary concept in DC connections for powered industrial and mobile equipment. The ConnectPro system has superior electric current carrying capacity that eliminates problems that rob motors of power and reduce battery life. The ConnectPro system features locking plug and receptacle and spring clamping connection which provides a secure electrical contact.

The ConnectTite™ 12 volt family of products are manufactured from corrosion resistant marine grade materials. Exclusive to ConnectTite products is a unique interconnecting system that securely locks the plug into the receptacle, resulting in a positive and moisture-proof connection. The plug and receptacle feature optimized metal connection points for maximum conductivity.





Marinco Power Products DC devices are a popular option on powered equipment such as ATV's, tractors, and golf carts/vehicles. USB devices are growing in popularity as well for charging phones, tablets, and notebook computers.

Plugs & Receptacles

Delivers More Power to Equipment

- Premium-quality DC Plugs & Receptacles
- Expanded product life and superior electrical conductivity for accessories
- Patented locking blades and a large contact area which reduces the temperature of the devices
- Leaf-spring contacts give longer life when repeated disconnects are required
- ConnectPro connections are weather resistant and corrosion resistant
- Suitable for on and off road vehicles in construction, farming, industrial or utility applications
- All electrical components are plated brass
- The receptacle fits into a standard 1-1/8" diameter mounting hole
- Accepts 2- or 3-wire configurations, up to 8 gauge
- With the 12VBRAD adapter, it can accept up to 6 gauge wire
- Receptacle is easy to install using the supplied mounting plate for front panel installation
- Optional locking-ring for rear access installation

TECH tip™

The importance of a quality DC electrical system

There's an old axiom that states, "The strongest chain is only as reliable as its weakest link," and the same analogy can be applied to your boat's DC electrical system. Put it in a harsh salt water or fresh water environment, where a vessel's wiring and components are subjected to more concentrated abuse in one season than your family car would experience in five years, and it's easy to realize that small electrical problems can get out of hand very quickly.

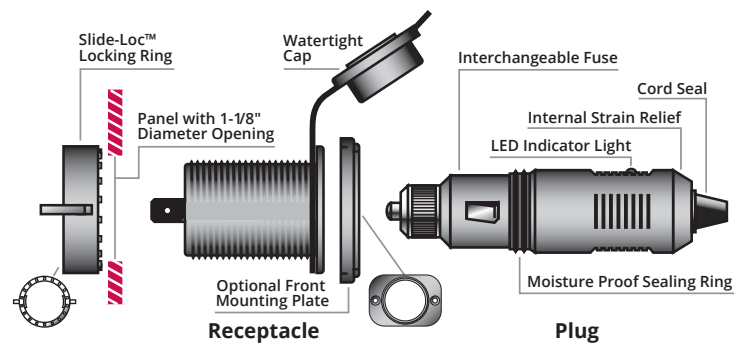
Safety onboard starts with a reliable DC electrical system that is installed and designed with the proper high quality wiring, components and connections to fulfill all of your intended DC tasks. If you're tempted to take shortcuts when wiring your boat, don't, as these types of cost-cutting measures can come back to bite you at the worst possible moments, potentially compromising the safety of your boat and crew.

So, whether you ply fresh water lakes, back bays, coastal areas or make long distance blue water runs to the edge of the continental shelf, Marincor® offers a wide selection of high quality, low voltage DC electrical products designed specifically for the harsh marine environment.

Now you can spend more time enjoying your boating experience and less time dealing with unwanted electrical hassles.

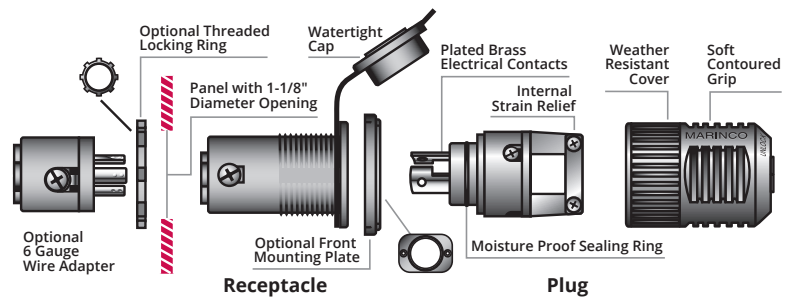
ConnectPro® Charging & Trolling

ConnectPro system has superior electric current carrying capacity. It features locking plug and receptacle with spring clamping connections which provide a secure electrical contact.



ConnectTite™ 12 Volt

Exclusive to ConnectTite products is a unique interconnecting system that securely locks the plug into the receptacle resulting in a positive and moisture-proof connection.



2-Wire ConnectPro® Charging or Accessory

5 YEAR WARRANTY



Receptacle

- Works with 12V, 24V, or 36V 2-wire systems
- For front mount panel installations
- Weather resistant sealing cap
- Drain holes in receptacle keep water away from electrical components
- Perma-Lock™ screw terminals will not loosen under extreme hull vibration
- Fits standard 1-1/8" diameter mounting hole
- Accepts up to 10 AWG wire

Part # 12VBR52
OEM # 12VBR52.OEM



Plug

- O-ring seal for waterproof connections
- Weather resistant plug cover
- Corrosion resistant, plated brass electrical components
- Accepts 16 to 8 AWG wire
- Ergonomic contoured grip for easy hook-up and ground blade alignment
- Max rating is 40 amps

Part # 12VBP52
OEM # 12VBP52.OEM



Receptacle & Plug

- 12VBR52 and 12VBP52 packaged together

Part # 12VCP52



Dimensional drawings on page 82

3-Wire ConnectPro® Charging / Trolling System



PATENTED

Receptacle

- Universal design for 2 or 3-wire configuration 12V, 24V, 12/24V, 24/36V or 36V systems
- Watertight sealing cap
- Corrosion resistant, plated brass electrical components
- Drain holes in receptacle keep water away from electrical components
- Perma-Lock™ screw terminals will not loosen under extreme hull vibration
- Standard 1-1/8" diameter mounting hole
- Easy to install, with supplied mounting plate for front panel installation, or locking ring for rear access installation
- Accepts 10 and 8 AWG wire
- Easily replaces other trolling motor plugs and receptacles

Part # 12VBR
OEM # 12VBR.OEM

Mounting plate not included with 12VBR.OEM



Plug

- O-ring seal for waterproof connections
- Weather resistant plug cover
- Corrosion resistant, plated brass electrical components
- Accepts 16 to 8 AWG wire
- Ergonomic contoured grip for easy hook-up and ground blade alignment

Part # 12VBP
OEM # 12VBP.OEM



Receptacle & Plug

- 12VBR and 12VBP packaged together

Part # 12VCP



6 Gauge Wire Receptacle Adapter

- Allows 6 AWG wire connection to ConnectPro® receptacle
- Corrosion resistant, plated brass electrical components

Part # 12VBRAD
OEM # 12VBRAD.OEM



Receptacle, Plug & 6 Gauge Adapter

- 12VBR and 12VBP and 12 VBRAD packaged together
- Max rating is 40 amps

Part # 12VCP6



Dimensional drawings on page 82

ConnectTite™ 12V Receptacles / Plugs / Accessories



12 Volt Receptacle

- Watertight sealing cap
- Easy to install, use supplied mounting plate (Not included with 12VRC.OEM) for front panel installation, or Slide-Loc™ for rear access installation

Part # 12VRC
OEM # 12VRC.OEM



12 Volt Snap-in Receptacle

- Easy to install, no locking rings needed
- Snap in design eliminates turning or twisting when inserting or removing plug
- Fits a wide variety of panel thicknesses
- Tabs mate with standard Packard terminals and connector bodies
- Fits standard hole pattern

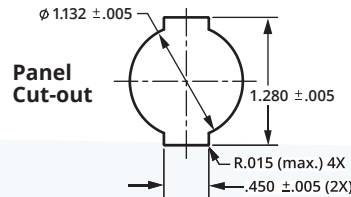
OEM # 12VRCSP.OEM



12 Volt Receptacle w/ Old Style Ring

- Watertight sealing cap
- Easy to install, with locking ring for rear access installation
- Compatible with standard 12V plugs

OEM # 12VRCO



12 Volt Plug

- Moisture-proof sealing ring
- Green LED power indicator light
- Interchangeable 10 amp fuse
- Internal strain relief and cord seal
- Glass-filled nylon housing
- Current-carrying parts and knurl nut are nickel-plated copper alloy
- Compatible with standard 12V receptacle
- Max rating is 10 amps

Part # 12VPG
OEM # 12VPG.OEM



12VDUSB

Dual USB Charger Receptacle

- 12V to 24V DC input
- 5V, 2.1 amp total output
- LED power indicator light for USB
- Water resistant cover protects against dust and water
- Insulated terminals included

Part # 12VDUSB black
OEM # 12VDUSB-B black, no terminals
OEM # 12VDUSBN-B black, no LED
OEM # 12VDUSBNP.OEM black, no mounting plate



12VCOMBO

Dual USB Charger & 12V Receptacle

- 12V DC input
- Dual USB has 5V, 2.1 amp total output
- LED power indicator light for USB
- Receptacle has 12V DC output, rated up to 20 amps
- Water resistant covers protects against dust and water
- Insulated terminals included

Part # 12VCOMBO black
OEM # 12VCOMBO-B black, no terminals
OEM # 12VCOMBON-B black, no LED

ConnectTite™ 12V Receptacles / Plugs / Accessories



Specification-Grade 6' 12V Extension Cord

- 6' of super flexible 18 gauge cable
- Receptacle is fully-enclosed in soft PVC with a watertight sealing cap
- Plug features an LED indicator light, moisture-proof sealing ring, strain relief and built-in 10A fuse
- 10A rated, 10A fused

Part # 12VXT



Specification-Grade Dual Outlet Extension Cord

- Dual outlets, each on its own one foot super flexible 18 gauge cable
- Receptacle is fully-enclosed in soft PVC with a watertight sealing cap
- Plug features an LED indicator light, moisture-proof sealing ring, strain relief and built-in 10A fuse
- 10A rated, 10A fused

Part # 12VAD

3-Wire 70A Charging / Trolling System



70A Trolling Motor Receptacle

- 70A continuous rating
- Universal design for 2 or 3-wire configuration 12V, 24V, 12/24V, 24/36V, 36V or 48V systems
- Floating pin design for maximum connectivity and durability
- Corrosion resistant, plated brass electrical components
- Watertight sealing cap
- Accepts up to 6 AWG wire

Part # 12VBR53
OEM # 12VBR53.OEM



70A Trolling Motor Plug

- 70A continuous rating
- Universal design for 2 or 3-wire configuration 12V, 24V, 12/24V, 24/36V, 36V or 48V systems
- Floating pin design for maximum connectivity and durability
- Corrosion resistant, plated brass electrical components
- Integrated strain relief
- Keyed design with thumbprint locator
- Accepts up to 6 AWG wire

Part # 12VBPS3
OEM # 12VBPS3.OEM



70A Trolling Motor Plug & Receptacle

- 70A continuous rating
- Universal design for 2 or 3-wire configuration 12V, 24V, 12/24V, 24/36V, 36V or 48V systems
- Floating pin design for maximum connectivity and durability
- Corrosion resistant, plated brass electrical components
- Receptacle contains watertight sealing cap
- Plug contains Integrated strain relief and keyed design with thumbprint locator
- Accepts up to 6 AWG wire

Part # 12VCPS3

ConnectTite™ 12V Receptacles / Plugs / Accessories



Mounting Plate

- Easy to install or retrofit
- Use with 12VRC.OEM, 12VRCO or 12VBR.OEM


OEM # 12MP.OEM



Receptacle Mounting Bracket

- Bracket mounts under the panel or on any flat surface for simple OEM installation or retrofit
- 2" wide x 2.5" tall
- Mounting screws included
- Easy to install or retrofit
- Use with 12VRC.OEM, 12VRCO or 12VBR.OEM

Part # 12BKT



Battery Direct Connect™ Multi Connection Battery Terminals

- Wire electronic instruments directly to the battery maximizing clarity by virtually eliminating interference
- Terminate up to four electronic instruments on each set of terminals
- Comes complete with quick-connect terminals
- All one piece, no screws or parts to lose
- No tools necessary
- Cover snaps tight when closed

Part # 12VTR

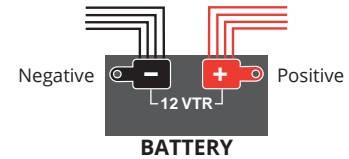
OEM # 12VTR.OEM



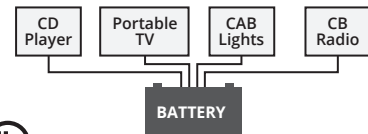
Boot

- For use with 12V products
- Creates a weatherproof seal

Part # 300275



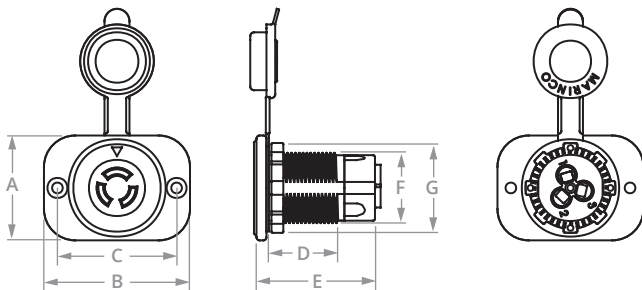
Terminate up to four electronic instruments



Dimensions

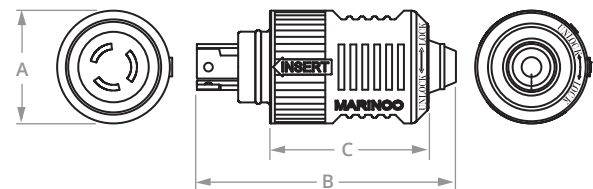
12VBR & 12VBR52

A	B	C	D	E	F	G
1.68"	2.34"	1.91"	1.11"	1.90"	1.12"	1.44"



12VBPS & 12VBPS2

A	B	C
1.42"	3.30"	2.00"



Wiring Devices Cross Reference

Eaton Cooper Crouse-Hinds	Leviton	Hubbell	Marinco
CS6360EX	CS63-60C	CS6360C	CS6360N
CS6361EX	CS63-61C	CS6361C	CS6361N
CS6364EX	CS63-64C	CS6364C	CS6364N
CS6365EX	CS63-65C	CS6365C	CS6365N
CS6369	CS63-69	CS6369	CS6369
CS6370	CS63-70	CS6370	CS6370
CS6375	CS63-75	CS6375	CS6375
CS6376	—	—	CS6375FL
CS8164EX	CS81-64C	CS8164C	CS8164N
CS8165EX	CS81-65C	CS8165C	CS8165N
CS8169	CS81-69	CS8169	CS8169
CS8175	CS81-75	CS8175	CS8175
CS8264EX	CS82-64C	CS8264C	CS8264N
CS8265EX	CS82-65C	CS8265C	CS8265N
CS8269	CS82-69	CS8269	CS8269
CS8275	CS82-75	CS8275	CS8275
CS8364EX	CS83-64C	CS8364C	CS8364N
CS8365EX	CS83-65C	CS8365C	CS8365N
CS8369	CS83-69	CS8369	CS8369
CS8375	CS83-75	CS8375	CS8375
CS8464EX	CS84-64C	CS8464C	CS8464N
CS8465EX	CS84-65C	CS8465C	CS8465N
CS8469	CS84-69	CS8469	CS8469
WP1	WP1	WP1	WP1
—	—	—	15RA
—	—	—	103RN
—	—	—	110R
—	—	—	152AY
—	—	—	153AY
—	—	—	157AY
CWL520C	2313	HBL2313	205C
CWL520CBK	2313-B	HBL2313BK	205CBL
—	—	—	205CL
CWL520FI	2315	HBL2315	205FI
CWL520FO	2316	HBL2316	205FO
CWL520P	2311	HBL2311	205P
CWL520PBK	2311-B	HBL2311BK	205PBL
—	—	—	205PL
CWL520R	2310	HBL2310	205R
IGL520R	2310-IG	IG2310	205RIG
CWL620C	2323	HBL2323	206C
—	2323-B	HBL2323BK	206CBL
CWL620FI	2325	HBL2325	206FI
CWL620FO	2326	HBL2326	206FO
CWL620P	2321	HBL2321	206P
—	2321-B	HBL2321BK	206PBL
CWL620R	2320	HBL2320	206R
IGL620R	2320-IG	IG2320	206RIG
CWL720P	2331	HBL2331	207P
CWL1420C	2413	HBL2413	2014C
CWL1420FI	2415	HBL2415	2014FI
CWL1420FO	2416	HBL2416	2014FO
CWL1420P	2411	HBL2411	2014P
CWL1420R	2410	HBL2410	2014R
CWL1520C	2423	HBL2423	2015C

Eaton Cooper Crouse-Hinds	Leviton	Hubbell	Marinco
CWL1520FI	2425	HBL2425	2015FI
CWL1520FO	2426	HBL2426	2015FO
CWL1520P	2421	HBL2421	2015P
CWL1520R	2420	HBL2420	2015R
CWL1620C	2433	HBL2433	2016C
CWL1620P	2431	HBL2431	2016P
CWL1620R	2430	HBL2430	2016R
CWL2120C	2513	HBL2513	2021C
CWL2120FO	2516	HBL2516	2021FO
CWL2120P	2511	HBL2511	2021P
CWL2120R	2510	HBL2510	2021R
—	—	—	2030FL
CWL530C	2613	HBL2613	305C
CWL530FI	2615	HBL2615	305FI
CWL530FO	2616	HBL2616	305FO
CWL630P	2621	HBL2621	306P
CWL530R	2610	HBL2610	305R
IGL530R	2610-IG	IG2610	305RIG
—	—	—	320IEC13
—	—	—	320IEC15
—	—	H320C	320IEC19
CWL1430C	2713	HBL2713	3014C
CWL1430FI	2715	HBL2715	3014FI
CWL1430FO	2716	HBL2716	3014FO
CWL1430P	2711	HBL2711	3014P
CWL1430R	2710	HBL2710	3014R
CWL1530C	2723	HBL2723	3015C
CWL1530FI	2725	HBL2725	3015FI
CWL1530FO	2726	HBL2726	3015FO
CWL1530P	2721	HBL2721	3015P
CWL1530R	2720	HBL2720	3015R
CWL1630C	2733	HBL2733	3016C
CWL1630FO	2736	HBL2736	3016FO
CWL1630P	2731	HBL2731	3016P
CWL1630R	2730	HBL2730	3016R
CWL2130C	2813	HBL2813	3021C
CWL2130FO	2816	HBL2816	3021FO
CWL2130P	2811	HBL2811	3021P
CWL2130R	2810	HBL2810	3021R
3762EX	3762-C	HBL3762C	3762N
3763EX	3763-C	HBL3763C	3763N
3764EX	3764-C	HBL3764C	3764N
3765EX	3765-C	HBL3765C	3765N
3769	3769	HBL3769	3769
3771	3771	HBL3771	3771
3775	3775	HBL3775	3775
3777	3777	HBL3777	3777
6580	4550	HBL4550	4550
CWL615R	4560	HBL4560	4560
CWL615P	4570-C	HBL4570C	4570
CWL615C	4579-C	HBL4579C	4579
CWL615FO	4585-C	HBL4585C	4585
CWL615FI	4586-C	HBL4586C	4586
4700	4700	HBL4700	4700
CR4700	—	HBL47CM00	4700CR

Chart is for reference only. User is responsible to verify form, fit and function with actual application.

Wiring Devices Cross Reference (cont)

Eaton Cooper Crouse-Hinds	Leviton	Hubbell	Marinco
CWL515R	4710	HBL4710	4710
CWL515FO	4715-C	HBL4715C	4715
CWL515FI	4716-C	HBL4716C	4716
CWL515P	4720-C	HBL4720C	4720
—	4720-CB	HBL4720CBK	4720BL
—	—	—	4720L
CWL515C	4729-C	HBL4729C	4729
-	4729-CB	HBL4729CBK	4729BL
—	—	—	4729L
CWL715R	4760	HBL4760	4760
CWL715P	4770-C	HBL4770C	4770
CWL715C	4779-C	HBL4779C	4779
CWL715FO	4785-C	HBL4785C	4785
CWL715FI	4786-C	HBL4786C	4786
—	510-R	—	510R
AH5262	5262	HBL5262	5252
—	52CM-62	HBL52CM62	5262CRR
6266	5266-C	HBL5266C	5266
6266BLK	5266-CB	HBL5266EBK	5266BL
—	52CM-66C	HBL52CM66C	5266CRS
—	—	—	5266L
6265	5266-CA	HBL5266CA	5266RA
6269	5269-C	HBL5269C	5269
6269BLK	5269-CB	HBL5269EBK	5269BL
—	52CM-69C	HBL52CM69C	5269CR
—	—	—	5269L
5278C	5278-C	HBL5278C	5278
—	—	—	5278BL
—	—	—	5278DRI
5279C	5279-C	HBL5279C	5279
—	—	—	5279BL
—	—	—	5279DRO
AH5362	5362	HBL5362	5352
6766	5366-C	HBL5366C	5366
6769	5369-C	HBL5369C	5369
—	53CM-69C	HBL53CM69C	5369CR
5778C	15378-C	HBL5378C	5378
5779C	15379-C	HBL5379C	5379
5462	—	—	5462
6866	5466-C	HBL5466C	5466
6869	5469-C	HBL5469C	5469
5878C	5478-C	HBL5478C	5478
5879C	5479-C	HBL5479C	5479
6666	5666-C	HBL5666C	5666
6669	5669-C	HBL5669C	5669
5678C	15678-C	HBL5678C	5678
—	—	—	5678DRI
5679C	15679-C	HBL5679C	5679
—	6017	HBL6017	6017
BS1	6017-Y	HBL60CM17	6017Y
—	6018	HBL6018	6018
BS2	6018-Y	HBL60CM18	6018Y
63CR60EX	6360-CR	—	6360CRN
63CR61EX	6361-CR	—	6361CRN
63CR64EX	6364-CR	—	6364CRN

Eaton Cooper Crouse-Hinds	Leviton	Hubbell	Marinco
63CR65EX	6365-CR	—	6365CRN
7413C	7411-C	HBL7411C	7411C
7411C	7413-C	HBL7413C	7413C
77CR15	7715-CR	HBL77CM15	7715CRN
7717	7717-CR	HBL7717C	7717N
7764EX	7764-C	HBL7764C	7764N
7765EX	7765-C	HBL7765C	7765N
7958	—	HBL7958	7958
6266HG	8215-C	HBL8215C	8215
6266HGC	8215-CT	HBL8215CT	8215T
—	8215-PLC	—	8215TL
6265HGC	8215-CAT	HBL8215CAT	8215TRA
6269HG	8219-C	HBL8219C	8219
6269HGC	8219-CT	HBL8219CT	8219T
—	8219-PLC	—	8219TL
9965C	9965-C	HBL9965C	9965C

Chart is for reference only. User is responsible to verify form, fit and function with actual application.

CAM Tech Devices Cross Reference

CL, CLS Series Inline Devices

Description	M/F	Color	Leviton	Leviton	Eaton Cooper Crouse-Hinds	Hubbell	Marinco CLS Series NEMA 3R & 4 (Rubber)
#6-#2 Inline Cam Connector	Male	Black	—	—	—	—	CLS2MB-A
		White	—	—	—	—	CLS2MB-B
		Red	—	—	—	—	CLS2MB-C
		Blue	—	—	—	—	CLS2MB-D
		Green	—	—	—	—	CLS2MB-E
		Brown	—	—	—	—	CLS2MB-F
		Orange	—	—	—	—	CLS2MB-G
		Yellow	—	—	—	—	CLS2MB-H
	Female	Black	—	—	—	—	CLS2FB-A
		White	—	—	—	—	CLS2FB-B
		Red	—	—	—	—	CLS2FB-C
		Blue	—	—	—	—	CLS2FB-D
		Green	—	—	—	—	CLS2FB-E
		Brown	—	—	—	—	CLS2FB-F
		Orange	—	—	—	—	CLS2FB-G
		Yellow	—	—	—	—	CLS2FB-H
#2-2/0 Inline Cam Connector	Male	Black	16D22-E	16D22-UE	E1016-8350	HBL300MBK	CLS20MB-A
		White	16D22-W	16D22-UW	E1016-8355	HBL300MW	CLS20MB-B
		Red	16D22-R	16D22-UR	E1016-8352	HBL300MR	CLS20MB-C
		Blue	16D22-B	16D22-UB	E1016-8356	HBL300MBL	CLS20MB-D
		Green	16D22-G	16D22-UG	E1016-8354	HBL300MGN	CLS20MB-E
		Brown	16D22-H	16D22-UH	E1016-8357	HBL300MBN	CLS20MB-F
		Orange	16D22-O	16D22-UO	E1016-8353	HBL300MO	CLS20MB-G
		Yellow	16D22-Y	16D22-UY	E1016-8351	HBL300MY	CLS20MB-H
	Female	Black	16D31-E	16D31-UE	E1016-8375	HBL300FBK	CLS20FB-A
		White	16D31-W	16D31-UW	E1016-8380	HBL300FW	CLS20FB-B
		Red	16D31-R	16D31-UR	E1016-8377	HBL300FR	CLS20FB-C
		Blue	16D31-B	16D31-UB	E1016-8381	HBL300FBL	CLS20FB-D
		Green	16D31-G	16D31-UG	E1016-8379	HBL300FGN	CLS20FB-E
		Brown	16D31-H	16D31-UH	E1016-8382	HBL300FBN	CLS20FB-F
		Orange	16D31-O	16D31-UO	E1016-8378	HBL300FO	CLS20FB-G
		Yellow	16D31-Y	16D31-UY	E1016-8376	HBL300FY	CLS20FB-H
2/0-4/0 Inline Cam Connector	Male	Black	16D24-E	16D24-UE	E1016-8362	HBL400MBK	CLS40MB-A
		White	16D24-W	16D24-UW	E1016-8367	HBL400MW	CLS40MB-B
		Red	16D24-R	16D24-UR	E1016-8364	HBL400MR	CLS40MB-C
		Blue	16D24-B	16D24-UB	E1016-8368	HBL400MBL	CLS40MB-D
		Green	16D24-G	16D24-UG	E1016-8366	HBL400MGN	CLS40MB-E
		Brown	16D24-H	16D24-UH	E1016-8369	HBL400MBN	CLS40MB-F
		Orange	16D24-O	16D24-UO	E1016-8365	HBL400MO	CLS40MB-G
		Yellow	16D24-Y	16D24-UY	E1016-8363	HBL400MY	CLS40MB-H
	Female	Black	16D33-E	16D33-UE	E1016-8387	HBL400FBK	CLS40FB-A
		White	16D33-W	16D33-UW	E1016-8392	HBL400FW	CLS40FB-B
		Red	16D33-R	16D33-UR	E1016-8389	HBL400FR	CLS40FB-C
		Blue	16D33-B	16D33-UB	E1016-8393	HBL400FBL	CLS40FB-D
		Green	16D33-G	16D33-UG	E1016-8391	HBL400FGN	CLS40FB-E
		Brown	16D33-H	16D33-UH	E1016-8394	HBL400FBN	CLS40FB-F
		Orange	16D33-O	16D33-UO	E1016-8390	HBL400FO	CLS40FB-G
		Yellow	16D33-Y	16D33-UY	E1016-8388	HBL400FY	CLS40FB-H

Chart is for reference only. User is responsible to verify form, fit and function with actual application.

CLS Panel Mounts

Description	M/F	Color	Leviton	Leviton	Eaton Cooper Crouse-Hinds	Hubbell	Marinco
1-1/4" Panel Mount Threaded Stud	Male	Black	16R23-E	16R23-UE	E1016-1600S	HBLFRSBK	CLS40MRSB-AX
		White	16R23-W	16R23-UW	E1016-1605S	HBLFRSW	CLS40MRSB-BX
		Red	16R23-R	16R23-UR	E1016-1602S	HBLFRSR	CLS40MRSB-CX
		Blue	16R23-B	16R23-UB	E1016-1612S	HBLFRSBL	CLS40MRSB-DX
		Green	16R23-G	16R23-UG	E1016-1604S	HBLFRSGN	CLS40MRSB-EX
		Brown	16R23-H	16R23-UH	E1016-1619S	HBLFRSBN	CLS40MRSB-FX
		Orange	16R23-O	16R23-UO	E1016-1603S	HBLFRSO	CLS40MRSB-GX
	Yellow	16R23-Y	16R23-UY	E1016-1601S	HBLFRSY	CLS40MRSB-HX	
	Female	Black	16R24-E	16R24-UE	E1016-1631S	HBLMRSBK	CLS40FRSB-AX
		White	16R24-W	16R24-UW	E1016-1636S	HBLMRSW	CLS40FRSB-BX
		Red	16R24-R	16R24-UR	E1016-1633S	HBLMRSR	CLS40FRSB-CX
		Blue	16R24-B	16R24-UB	E1016-1643S	HBLMRSBL	CLS40FRSB-DX
		Green	16R24-G	16R24-UG	E1016-1635S	HBLMRSGN	CLS40FRSB-EX
		Brown	16R24-H	16R24-UH	E1016-1687S	HBLMRSBN	CLS40FRSB-FX
Orange		16R24-O	16R24-UO	E1016-1634S	HBLMRSO	CLS40FRSB-GX	
Yellow	16R24-Y	16R24-UY	E1016-1632S	HBLMRSY	CLS40FRSB-HX		
Panel Mount Double Set Screw	Male	Black	16R21-E	16R21-UE	E1016-1700	HBLFRBK	CLS40MRB-AX
		White	16R21-W	16R21-UW	E1016-1705	HBLFRW	CLS40MRB-BX
		Red	16R21-R	16R21-UR	E1016-1702	HBLFRR	CLS40MRB-CX
		Blue	16R21-B	16R21-UB	E1016-1706	HBLFRBL	CLS40MRB-DX
		Green	16R21-G	16R21-UG	E1016-1704	HBLFRGN	CLS40MRB-EX
		Brown	16R21-H	16R21-UH	E1016-1707	HBLFRBN	CLS40MRB-FX
		Orange	16R21-O	16R21-UO	E1016-1703	HBLFRO	CLS40MRB-GX
	Yellow	16R21-Y	16R21-UY	E1016-1701	HBLFRY	CLS40MRB-HX	
	Female	Black	16R22-E	16R22-UE	E1016-1725	HBLMRBK	CLS40FRB-AX
		White	16R22-W	16R22-UW	E1016-1730	HBLMRW	CLS40FRB-BX
		Red	16R22-R	16R22-UR	E1016-1727	HBLMRR	CLS40FRB-CX
		Blue	16R22-B	16R22-UB	E1016-1731	HBLMRBL	CLS40FRB-DX
		Green	16R22-G	16R22-UG	E1016-1729	HBLMRGN	CLS40FRB-EX
		Brown	16R22-H	16R22-UH	E1016-1732	HBLMRBN	CLS40FRB-FX
Orange		16R22-O	16R22-UO	E1016-1728	HBLMRO	CLS40FRB-GX	
Yellow	16R22-Y	16R22-UY	E1016-1726	HBLMRY	CLS40FRB-HX		

Busbar Mounts & Adapters

Description	M/F	Color	Leviton	Eaton Cooper Crouse-Hinds	Hubbell	Marinco
Angle Terminal Panel Mount	Female	Black*	16F21-E	E1016-575	—	CL40FR-ANGLE-A
	Male	Black*	—	—	—	CL40MR-ANGLE-A
Offset Terminal Panel Mount	Female	Black*	16F22-E	E1016-625	—	CL40FR-OFFSET-A
	Male	Black*	—	—	—	CL40MR-OFFSET-A
Paralleling T	-	Black*	16A21-E	E1016-2324	HBLPTBK	CPT
Tapping T	Female	Black*	16A22-E	E1016-2312	HBLTBK	CTT
3fer	-	Black*	16A23-E	E1016-9500	HBLM3FBK	CA3F
Turnaround	Female to Female	Black*	16A24-E	E1016-2352	HBLDFBK	CDF
	Male to Male	Black*	16A25-E	E1016-2382	HBLDMBK	CDMM

*Other colors available

"Mini" Inline Cam Adapters

Description	M/F	Color	Leviton	Eaton Cooper Crouse-Hinds	Hubbell	Marinco
Paralleling T	—	Black*	15A21-E	E1015-2324	HBL15PTBK	CLMPT-A
Tapping T	Female	Black*	15A22-E	E1015-2312	HBL15TBK	CLMTT-A
Turnaround	Female to Female	Black*	15A23-E	E1015-2352	HBL15DFBK	CLMFF-A
	Male to Male	Black*	—	E1015-2362	HBL15DMBK	CLMMM-A

*Other colors available

Chart is for reference only. User is responsible to verify form, fit and function with actual application.

CAM Tech Devices Cross Reference


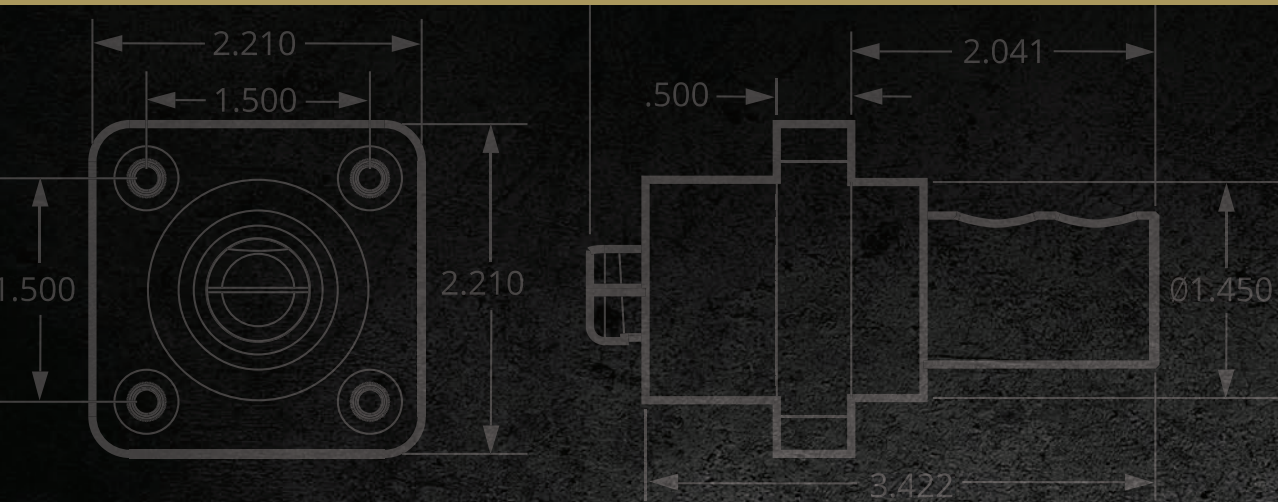
CLM “Mini” Inline Devices & Panel Mounts

Description	M/F	Color	Leviton	Leviton	Eaton Cooper Crouse-Hinds	Hubbell	Marinco CLM Mini Series (hard plastic)	Marinco CLM Mini Series (rubber)	
150A Mini Inline	Male	Black	15D21-E	15D21-UE	E1015-8306	HBL15MBK	—	CLM2M-A	
		White	15D21-W	15D21-UW	E1015-8311	HBL15MW	—	CLM2M-B	
		Red	15D21-R	15D21-UR	E1015-8308	HBL15MR	—	CLM2M-C	
		Blue	15D21-B	15D21-UB	E1015-8313	HBL15MBL	—	CLM2M-D	
		Green	15D21-G	15D21-UG	E1015-8310	HBL15MGN	—	CLM2M-E	
		Brown	15D21-H	15D21-UH	E1015-8314	—	—	CLM2M-F	
		Orange	15D21-O	15D21-UO	E1015-8309	—	—	CLM2M-G	
	Yellow	15D21-Y	15D21-UY	E1015-8307	—	—	CLM2M-H		
	Female	Black	15D22-E	15D22-UE	E1015-8331	HBL15FBK	—	CLM2F-A	
		White	15D22-W	15D22-UW	E1015-8336	HBL15FW	—	CLM2F-B	
		Red	15D22-R	15D22-UR	E1015-8333	HBL15FR	—	CLM2F-C	
		Blue	15D22-B	15D22-UB	E1015-8338	HBL15FBL	—	CLM2F-D	
		Green	15D22-G	15D22-UG	E1015-8335	HBL15FGN	—	CLM2F-E	
		Brown	15D22-H	15D22-UH	E1015-8339	—	—	CLM2F-F	
Orange		15D22-O	15D22-UO	E1015-8334	—	—	CLM2F-G		
150A Mini Panel Mount Threaded Stud	Male	Black	15R21-E	15R21-UE	E1015-1600	HBL15MRSBK	CLMMRS-A	CLSMMRS-A	
		White	15R21-W	15R21-UW	E1015-1605	HBL15MRSW	CLMMRS-B	CLSMMRS-B	
		Red	15R21-R	15R21-UR	E1015-1602	HBL15MRSR	CLMMRS-C	CLSMMRS-C	
		Blue	15R21-B	15R21-UB	E1015-1606	HBL15MRSBL	CLMMRS-D	CLSMMRS-D	
		Green	15R21-G	15R21-UG	E1015-1604	HBL15MRSGN	CLMMRS-E	CLSMMRS-E	
		Brown	15R21-H	15R21-UH	E1015-1607	—	CLMMRS-F	CLSMMRS-F	
		Orange	15R21-O	15R21-UO	E1015-1603	—	CLMMRS-G	CLSMMRS-G	
	Yellow	15R21-Y	15R21-UY	E1015-1601	—	CLMMRS-H	CLSMMRS-H		
	Female	Black	15R22-E	15R22-UE	E1015-1625	HBL15FRSBK	CLMFRS-A	CLSMFRS-A	
		White	15R22-W	15R22-UW	E1015-1630	HBL15FRSW	CLMFRS-B	CLSMFRS-B	
		Red	15R22-R	15R22-UR	E1015-1627	HBL15FRSR	CLMFRS-C	CLSMFRS-C	
		Blue	15R22-B	15R22-UB	E1015-1631	HBL15FRSBL	CLMFRS-D	CLSMFRS-D	
		Green	15R22-G	15R22-UG	E1015-1629	HBL15FRSGN	CLMFRS-E	CLSMFRS-E	
		Brown	15R22-H	15R22-UH	E1015-1632	—	CLMFRS-F	CLSMFRS-F	
Orange		15R22-O	15R22-UO	E1015-1628	—	CLMFRS-G	CLSMFRS-G		
Yellow	15R22-Y	15R22-UY	E1015-1626	—	CLMFRS-H	CLSMFRS-H			
150A Mini Panel Mount Double Set Screw	Male	Black	—	—	—	HBL15MRBK	CLMMR2-A	CLSMMR2-A	
		White	—	—	—	HBL15MRW	CLMMR2-B	CLSMMR2-B	
		Red	—	—	—	HBL15MRR	CLMMR2-C	CLSMMR2-C	
		Blue	—	—	—	HBL15MRBL	CLMMR2-D	CLSMMR2-D	
		Green	—	—	—	HBL15MRGN	CLMMR2-E	CLSMMR2-E	
		Brown	—	—	—	—	CLMMR2-F	CLSMMR2-F	
		Orange	—	—	—	—	CLMMR2-G	CLSMMR2-G	
	Yellow	—	—	—	—	CLMMR2-H	CLSMMR2-H		
	Female	Black	—	—	—	—	HBL15FRBK	CLMFR2-A	CLSMFR2-A
		White	—	—	—	—	HBL15FRW	CLMFR2-B	CLSMFR2-B
		Red	—	—	—	—	HBL15FRR	CLMFR2-C	CLSMFR2-C
		Blue	—	—	—	—	HBL15FRBL	CLMFR2-D	CLSMFR2-D
		Green	—	—	—	—	HBL15FRGN	CLMFR2-E	CLSMFR2-E
		Brown	—	—	—	—	—	CLMFR2-F	CLSMFR2-F
Orange		—	—	—	—	—	CLMFR2-G	CLSMFR2-G	
Yellow	—	—	—	—	—	CLMFR2-H	CLSMFR2-H		

PN	Page	PN	Page	PN	Page	PN	Page	PN	Page
100F	58	12VBRS3	81	154800-03	71	205CBL	26	2102	73
100FR	59	12VBRS3.OEM	81	157200-01	71	205CL	29	2102-3-B	73
100FR-DSS	59	12VCOMBO	80	157200-03	71	205CRCN	31	2102-B	73
100M	58	12VCOMBO-B	80	157AY	40	205CRPN	31	2110A	73
100MR	59	12VCOMBON-B	80	15CLF	53	205CRR	31	2110A-B	73
100MR-DSS	59	12VCP	79	15CLM	53	205FI	25	2111A	73
100R	39	12VCP6	79	15RA	11	205FO	26	2111A-B	73
102182	38	12VCP52	79	165AYB-NC	40	205P	24	2112A	73
102N	38	12VCP53	81	16CLF	53	205PBL	26	2112A-B	73
103RN	38	12VDUSB	80	16CLM	53	205PL	28	2300A	73
103RN.OEM	38	12VDUSB-B	80	199109PK	39	205R	25	2300A-B	73
104SPP	40	12VDUSBN-B	80	199110PK	39	205RIG	32	2303A	73
105SPP	40	12VDUSBNP.OEM	80	200BBI.RV	11	206C	26	2303A-B	73
106F-H	58	12VPG	80	200BBIW	71	206CBL	26	2304A	73
106FR-DSS-H	59	12VPG.OEM	80	200BBIW.OEM	71	206FI	26	2304A-B	73
106FR-H	59	12VRC	80	2014C	26	206FO	26	2603-B	69
106M-H	58	12VRC.OEM	80	2014FI	26	206P	26	2606A	69
106MR-DSS-H	59	12VRCO	80	2014FO	26	206PBL	26	2701A	70
106MR-H	59	12VRCSP.OEM	80	2014P	26	206R	26	2707A	67
110R	39	12VTR	82	2014R	26	206RIG	33	2708A	67
125W	40	12VTR.OEM	82	2015C	26	207P	26	2710A	67
12BKT	82	12VXT	81	2015FI	26	20F	58	2711A	67
12MP.OEM	82	150BBI	71	2015FO	25	20F-AW	58	2713A	67
12VAD	81	150BBI-TM	71	2015P	26	20F-RT	58	2720A	67
12VBP	79	150BBI.OEM	71	2015R	26	20F-X	58	2731A	67
12VBP.OEM	79	150BBIW	71	2016C	26	20FR	59	2740A	67
12VBPS2	79	150BBIW.OEM	71	2016P	26	20FR-RT	59	28106	68
12VBPS2.OEM	79	150CC.OEM	71	2016R	26	20M	58	28210	68
12VBPS3	81	150CCI	71	2021C	26	20M-AW	58	28220	68
12VBPS3.OEM	81	150CCTM.OEM	71	2021FO	26	20M-RT	58	28330	68
12VBR	79	1520BI.OEM	38	2021P	26	20M-X	58	300275	82
12VBR.OEM	79	152400-01	71	2021R	26	20MR	59	3014C	26
12VBRAD	79	152400-03	71	2030FL	39	2100	73	3014FI	26
12VBRAD.OEM	79	152AY	40	203279.1	53	2100-B	73	3014FO	26
12VBRS2	79	153AY	40	203445	52	2101	73	3014P	26
12VBRS2.OEM	79	154800-01	71	205C	24	2101-B	73	3014R	26

PN	Page	PN	Page	PN	Page	PN	Page	PN	Page
3015C	26	3763N	27	4729	26	5379	11	7788GY	39
3015FI	26	3764N	27	4729BL	26	5379DRO	11	7958	27
3015FO	26	3765N	27	4729L	28	5462	11	8215	15
3015P	26	3769	27	4731CR	31	5466	11	8215T	14
3015R	26	3771	27	4760	26	5469	11	8215TL	15
3016C	26	3775	27	4770	26	5478	11	8215TRA	15
3016FO	26	3777	27	4779	26	5479	11	8219	15
3016P	26	4270L	29	4785	26	5666	11	8219T	15
3016R	26	430112.1	53	4786	26	5669	11	8219TL	19
3021C	26	430117.1	53	500017PLT.1	53	5678	11	83007021	72
3021FI	26	430120.1	53	500072	53	5678DRI	11	83007030	72
3021FO	26	430121.1	53	500R	39	5679	11	83012021	72
3021P	26	430126.1	53	510R	39	6017	38	83012031	72
3021R	26	430129.1	53	520730.1	53	6018	38	83116025	72
305BC	31	430130.1	53	5252	10	60F	58	83116035	72
305BP	31	430131.1	53	5262CRR	17	60FR	59	83125035	72
305C	26	430171.1	53	5266	10	60FR-DSS	59	83200150	72
305CRCN	31	430244.1	53	5266BL	11	60M	58	CA318F	51
305CRPN	31	430245.1	53	5266CRS	16	60MR	59	CA3F	51
305CRR	30	430246.1	53	5266L	18	60MR-DSS	59	CA3FST	51
305CRRB	31	4550	26	5266RA	11	6360CRN	30	CA3M	51
305FI	26	4560	26	5269	10	6361CRN	30	CA3MST	51
305FO	26	4570	26	5269BL	11	6364CRNS	31	CD1816MF	51
305P	26	4579	26	5269CR	16	6365CRN	31	CD18TT	51
305R	26	4585	26	5269L	18	6369CRS	31	CDFF	51
305RIG	33	4586	26	5278	11	6370CR	31	CDMM	51
306C	26	45WRA.OEM	26	5278BL	11	7411C	27	CL20FRB	48
306FI	26	4700	26	5278DRI	11	7413C	27	CL20MRB	48
306FO	26	4700CR	31	5279	11	7420CRS	39	CL40FC	52
306P	26	4710	26	5279BL	11	7420GY	39	CL40FR-ANGLE	51
306R	26	4715	26	5279DRO	11	7715CRN	38	CL40FR-OFFSET	51
306RIG	33	4716	26	5352	11	7717N	38	CL40FRB	48
320IEC13	20	4720	26	5366	11	7764N	27	CL40FRB-BB	48
320IEC15	20	4720BL	26	5369	11	7765N	27	CL40FRSB	48
320IEC19	20	4720L	29	5369CR	17	7788BL	39	CL40FRSB2	48
3762N	27	4721CR	31	5378	11	7788CRS	39	CL40MC	52

PN	Page	PN	Page	PN	Page	PN	Page	PN	Page
CL40MR-ANGLE	51	CLMMC	52	CLS40MB	47	CS8169	27	G60M-FU	60
CL40MR-OFFSET	51	CLMMM	50	CLS40MCONT	47	CS8175	27	G60M-RT	60
CL40MRB	48	CLMMR2	49	CLS40MRB	48	CS8264N	27	GCS103B10	21
CL40MRB-BB	48	CLMMRS	49	CLS40MRB-BB	48	CS8265N	27	GCS103B25	21
CL40MRSB	48	CLMPT	50	CLS40MRB-BB2	48	CS8269	27	GCS103B50	21
CL40MRSB2	48	CLMTT	50	CLS40MRSB	48	CS8275	27	GCS104C10	21
CL40WTC-L-062	52	CLS1820FB	47	CLS40MRSB1.5	48	CS8364N	27	GCS104C25	21
CL40WTC-L-125	52	CLS1820FCONT	47	CLS45FR2SB	49	CS8365N	27	GCS104C50	21
CL40WTC-L-187	52	CLS1820MB	47	CLS45FRB	49	CS8369	27	GCS123D25	21
CL40WTC-S-062	52	CLS182FB	47	CLS45FRB-BB	49	CS8375	27	GCS124A10	21
CL5266	12	CLS182FCONT	47	CLS45FRB-BB2	49	CS8464N	27	GCS124A25	21
CL5266BL	13	CLS182MB	47	CLS45FRSB	49	CS8465N	27	GCS124A50	21
CL5269	12	CLS1840FB	47	CLS45MR2SB	49	CS8469	27	PC20FCI	63
CL5269BL	13	CLS1840FCONT	47	CLS45MRB	49	CTT	51	PC20FCO	63
CL5366	13	CLS1840FRB	48	CLS45MRB-BB	49	CTTFST	51	PC20MRI	63
CL5369	13	CLS1840FRSB	48	CLS45MRB-BB2	49	CTTMST	51	PC20MRO	63
CL5666	13	CLS1840MB	47	CLS45MRSB	49	G100F	60	S15-30	40
CL5669	13	CLS1840MRB	48	CLSFBOOT	47	G100F-FU	60	S20-15	40
CL8215	13	CLS1840MRSB	48	CLSMBOOT	47	G100FR1-R5	61	S20-30	40
CL8215T	13	CLS18FBBOOT	47	CLSMFR2	49	G100M	60	S30-15	40
CL8219	13	CLS18MBOOT	47	CLSMFRS	49	G100M-DB	60	TRIXFER	58
CL8219T	13	CLS20FB	47	CLSMR2	49	G100M-FU	60	TRIXFER.FF	58
CLL3RN	52	CLS20FCONT	47	CLSMR5	49	G100MR1-R5	61	WP1	39
CLM2F	47	CLS20MB	47	CLSPRESS	53	G106F-H	60		
CLM2M	47	CLS20MCONT	47	CPT	51	G106M-DB-H	60		
CLM3R	52	CLS2FB	47	CPTFST	51	G106M-H	60		
CLMAD3F	50	CLS2FCONT	47	CS6360N	27	G20F	60		
CLMAD3FST	50	CLS2MB	47	CS6361N	27	G20F-FU	60		
CLMADFF	50	CLS2MCONT	47	CS6364N	27	G20M	60		
CLMADFM	50	CLS40FB	47	CS6365N	27	G20M-FU	60		
CLMADMF	50	CLS40FCONT	47	CS6369	27	G60F	60		
CLMADMM	50	CLS40FRB	48	CS6370	27	G60F-FU	60		
CLMFC	52	CLS40FRB-BB	48	CS6375	27	G60F-RT	60		
CLMFF	50	CLS40FRB-BB2	48	CS6375FL	27	G60FR-TH	61		
CLMFR2	49	CLS40FRSB	48	CS8164N	27	G60M	60		
CLMFRS	49	CLS40FRSB1.5	48	CS8165N	27	G60M-DB	60		



Marinco Power Products
 N85 W12545 Westbrook Crossing
 Menomonee Falls, WI 53051 USA
 p 800.307.6702
 f 800.799.3779

technical@marinco.com
marincopowerproducts.com

©2018 Marinco Power Products
 All rights reserved

Unauthorized copying or
 reproduction is a violation
 of applicable laws.

A division of
POWER PRODUCTS

MPP_CAT_003_0118