



THE FUTURE IS ON®



# The Catalog


Products, Systems and Solutions







We are committed to delivering the highest quality and most reliable, safe and sustainable solutions to our customers around the world. Inventing and manufacturing products that connect people to the power that moves them forward, the light that guides their way and the data that drives their lives. From single-family homes to the biggest commercial buildings and industrial facilities in the world, we create smart, safe, sustainable environments that save energy, time and money.







Safety  
 Ingenuity  
 Commitment  
 Sustainability  
 Quality





### Corporate Information

World Headquarters .....	8
The Future Is On® .....	9
Brand Promise .....	10
Product Grade Guide .....	12

### The Leviton Load Center

## A

Overview .....	A-2
Enclosures .....	A-4
Circuit Breakers .....	A-5
Main Circuit Breakers .....	A-5
Branch Circuit Breakers .....	A-6
Accessories .....	A-8

### Switches & Motor Controls

## B

Toggle Switches .....	B-2
Traditional Switches .....	B-2
CO/ALR Switches .....	B-3
Lev-Lok® Modular Switches .....	B-14
Decora® Switches .....	B-16
Appliance Switches .....	B-24
Manual Motor Controllers .....	B-25
Safety Disconnect Switches .....	B-27
Switched Enclosures .....	B-30

### Straight Blade Devices

## C

15 & 20 Amp Devices .....	C-2
Traditional Receptacles .....	C-3
CO/ALR Receptacles .....	C-5
Floor Box Devices .....	C-23
Floor Box Assemblies .....	C-25
Dual Voltage Receptacles .....	C-27
Decora® Receptacles .....	C-28
Lev-Lok® Modular Wiring Device System .....	C-37
Lev-Lok® Modular Receptacles .....	C-38
Snap-In Devices .....	C-54
Electrical Accessories .....	C-55
Plugs & Connectors, Flanged	
Inlets & Outlets .....	C-57
Black & White® Industrial Grade Devices .....	C-62
Wetguard® Watertight Plugs, Connectors,	
Inlets, Outlets & Receptacles .....	C-66
Wetguard® FD Box System .....	C-69
Wetguard® Switch Cover, Plate and	
Replacement Covers .....	C-72
Dustguard® .....	C-73
Rhino-Hide® NEMA Wiring Devices .....	C-74
Python® Hinged Devices .....	C-76
Midget Devices .....	C-77
Integrated Power .....	C-78
30, 50 & 60 Amp Power Devices .....	C-79

### Combination Devices

## D

Traditional .....	D-2
Decora® .....	D-4
Combination Devices .....	D-5
SmartlockPro® GFCI Combination Devices .....	D-6
LED Sensor Guide Lights .....	D-7
Decora® USB Charger Combination Devices .....	D-8

Click on the Leviton logo at the top of any page to return to the TOC



### GFCIs and AFCIs

## E

Self-Test GFCI Receptacles .....	E-2
Commercial Grade .....	E-3
Spec Grade .....	E-4
Extra Heavy-Duty Industrial Grade .....	E-5
Leaded GFCIs .....	E-6
Combo Pilot Light .....	E-7
Extra Heavy-Duty Hospital Grade .....	E-8
NAFTA .....	E-9
DIN Rail .....	E-9
Lev-Lok® .....	E-10
AFCI Receptacles .....	E-13
Dual Function AFCI/GFCI Receptacles .....	E-16
GFCI Cord Sets .....	E-17
GFCI User Attachables .....	E-19
GFCI Panel Mount .....	E-20

### Locking Devices

## F

NEMA Locking Devices .....	F-2
15 Amp Locking Devices .....	F-5
20 Amp Locking Devices .....	F-7
30 Amp Locking Devices .....	F-10
Non-NEMA Locking Devices .....	F-14
15 Amp Non-NEMA Locking Devices .....	F-14
20 Amp Non-NEMA Locking Devices .....	F-15
30 Amp Non-NEMA Locking Devices .....	F-16
50 Amp Non-NEMA Locking Devices .....	F-17
Plug & Connector Boots .....	F-20
Power Interrupting Devices .....	F-21
Wetguard® Watertight Locking Plugs, Connectors, Inlets, Outlets and Receptacles .....	F-22
Wetguard® FD Box System .....	F-27
Wetguard® Switch Cover, Plate and Replacement Covers .....	F-30
Dustguard® .....	F-31
Rhino-Hide® NEMA Wiring Devices .....	F-32
Midget Locking Devices .....	F-34
Combo Locking & Straight Blade Receptacles ..	F-35
Integrated Devices .....	F-36

### Surge Protective Devices (SPDs)

## G

Surge Protective Devices .....	G-2
Type 1/Type 2 .....	G-4
Type 2 .....	G-6
Type 3 Point-of-Use .....	G-19
Receptacles .....	G-20
Strips .....	G-23
Plug-Ins .....	G-27
Type 4 UL Recognized Components .....	G-29
Low Voltage: Power and Data Protection .....	G-33

### Pin & Sleeve Devices

## H

North American Rated Plugs, Connectors	
Inlets & Receptacles .....	H-2
North American Rated Accessories .....	H-11
Mechanical Interlocks .....	H-16
International Rated Plugs, Connectors	
Inlets & Receptacles .....	H-21
Clock Diagram .....	H-32
Catalog Numbering System .....	H-33
IP Ratings .....	H-34

### Temporary Power

## I

Rhino-Hide® Single Pole Cam Devices .....	I-2
15 Series Single Pole Devices .....	I-5
16 Series Single Pole Devices .....	I-7
18 Series Single Pole Devices.....	I-14
17 Series Single Pole Devices.....	I-17
19 Series Single Pole Devices.....	I-19
22 Series Single Pole Devices .....	I-20
23 Series Single Pole Devices .....	I-22
49 Series Single Pole Devices .....	I-25
Portable Outlet Boxes, Covers and Grips .....	I-30
Portable GFCI Devices .....	I-36
GFCI User Attachable Devices .....	I-39
Stage Pin Devices .....	I-40
Power Distribution Box and Power Cords .....	I-42

Click on the Leviton logo at the top of any page to return to the TOC



# Table of Contents

## Quick Reference



### Lampholders

# J

Lampholders .....	J-2
Fluorescent .....	J-2
Incandescent .....	J-8
HID .....	J-18
LED .....	J-19
CFL .....	J-19

### Energy Management

# M

Sensing Control .....	M-2
Wall Switch Sensors .....	M-3
Humidity Sensors .....	M-4
Provolt™ Self-Contained Sensors .....	M-10
Line Voltage Sensors .....	M-15
Low Voltage Sensors .....	M-20
Power Packs and Power Base Adapter .....	M-28
Outdoor Motion Sensors .....	M-32
Photocells .....	M-34
Room Control .....	M-35
Provolt™ Room Controller (PRC) .....	M-35
LevNet RF™ Energy Harvesting Wireless Self-Powered Solutions .....	M-38
Integrated Room Control (IRC) Energy Management System .....	M-43
Lumina™ RF Standalone Room Controller System .....	M-45
Sapphire™ Room Controller .....	M-48
Switcher/Scaler .....	M-49
Centralized Control .....	M-50
EZ-MAX® Plus Relay Control Panels .....	M-50
GreenMAX® Relay Control Panels .....	M-53
Track Light Limiting Panel (TLLP) .....	M-60
Distributed Control .....	M-61
Intellect™ Fixture Control System .....	M-61
GreenMAX® DRC Room Control System .....	M-63
VerifEye™ Submetering Solutions .....	M-67

### Lighting & Fan Speed Controls

# K

Box Mounted Controls .....	K-2
Dimmers & Fan Speed Controls .....	K-2
Traditional .....	K-2
Decora® .....	K-6
Specialty .....	K-14
Timer Switches .....	K-15
Occupancy/Vacancy/Humidity Sensors .....	K-18
Architectural Lighting Controls .....	K-24
Sapphire™ LCD Touch Screen .....	K-24
Switcher/Scaler .....	K-25
Dimensions® .....	K-26
a-2000® .....	K-37
Modular Dimming Systems .....	K-40
Power Extenders .....	K-42
0-10V Reverse Phase Power Extender .....	K-43
Renoir™ II .....	K-44

### Entertainment Lighting

# L

Lighting Consoles .....	L-3
Wireless DMX .....	L-8
Systems Management .....	L-9
Dimming .....	L-12
Satellite Dimmer Packs .....	L-12
Rack Mount Dimmers .....	L-15
High Density Dimming .....	L-18
Power Extenders .....	L-23
0-10V Reverse Phase Power Extender .....	L-24
Fixtures .....	L-24
Distribution Equipment .....	L-30
Related Products .....	L-31

### Electric Vehicle Supply Equipment

# N

evr-green® Networked Charging Stations .....	N-2
Level 2 Public Use Charging Stations .....	N-5
evr-green® Non-Networked Charging Stations ..	N-8
e30 and e40 EV Charging Stations .....	N-8
e30+ EV Charging Station with RFID .....	N-9
EV Charging Station Pedestal System .....	N-10

Click on the Leviton logo at the top of any page to return to the TOC



### Home and Business Automation

## O

Smart Home Automation .....	0-2
Decora Smart™ .....	0-2
Small Commercial Automation .....	0-5
Lumina™ Gateway .....	0-6
LevNet RF™ .....	0-8
Key Card Switches .....	0-13
Omni-Bus .....	0-14
Entertainment .....	0-18
Distributed Audio .....	0-19
Speakers .....	0-22
BitWise .....	0-25

### Connected Home

## P

Structured Media® Centers .....	P-4
FTTH Box & Media Versatile Panel .....	P-10
Switches .....	P-11
Power Supplies & Surge Protection .....	P-12
Mounting Brackets, Patch Cords & Tools .....	P-13
Twist & Mount, TIDP & Compact	
Structured Media® Center Panels .....	P-15
Structured Media® Center Panels,	
Modules & Boards .....	P-16
Video Distribution & Splitters .....	P-19
Data & AV Connectors .....	P-20
Wallplates & Inserts .....	P-22
Volume Controls & Audio Distribution .....	P-26
Home Theater, Recessed Receptacles &	
Mobile Device Station .....	P-27
Telephone & Video Wallplates .....	P-29
Telephone & Video Accessories .....	P-30

### Network Infrastructure Solutions

## Q

Copper Solutions .....	Q-2
Category-Rated & USOC Jacks .....	Q-2
Wallplates & Housings .....	Q-5
Patch Cords & Cable Assemblies .....	Q-22
Patch Panels & Cross Connect	
Selection Guide .....	Q-27
Patch Panels .....	Q-28
Cross Connect .....	Q-36
Tools & Labeling .....	Q-41
AV Solutions .....	Q-44
IT/AV Systems .....	Q-44
AV Connectivity .....	Q-50
Fiber Optic Solutions .....	Q-54
Enclosures, Panels & Accessories .....	Q-54
Cassette Patching System .....	Q-65
Patch Cords & Cable Assemblies .....	Q-67
Connectors & Housings .....	Q-69
Tools & Consumables .....	Q-74
Cable Management Solutions .....	Q-76
Versi-Duct® System .....	Q-76
Cable Managers & Accessories .....	Q-78
Zone & Wireless Access Point Enclosures .....	Q-83
Power Solutions .....	Q-84
Power Distribution Units .....	Q-84

### Renu

## R

Renu® .....	R-2
Switches .....	R-4
Receptacles .....	R-4
USB Charger Receptacles .....	R-5
GFCI Devices .....	R-6
Dimmers .....	R-7
Wallplates .....	R-8
Color Change Kits .....	R-10
Datcom .....	R-12

Click on the Leviton logo at the top of any page to return to the TOC

# Table of Contents

Quick Reference



## Wallplates & Covers S

Traditional .....	S-2
Decora® .....	S-11
Combination .....	S-16
Special Purpose .....	S-22
Adapters and Accessories .....	S-23
Connectivity Device Plates .....	S-25
Weatherproof Covers .....	S-26
FS/FD Mount Weatherproof Covers .....	S-31

## Brand Listing V

evr-green® .....	V-3
excella® .....	V-3
eXtreme® .....	V-3
ez-MAX® .....	V-3
FastCAM® .....	V-3
Fast-Cure® .....	V-3
GigaMax® .....	V-3
greenMAX® .....	V-4
hi-fi™ .....	V-4
HOME 5e® .....	V-4
illumatech® .....	V-4
iSeries™ .....	V-4
lev-lok® .....	V-4
levNet RF™ .....	V-4
lumina™ .....	V-4
northstar™ .....	V-5
Opt-X® .....	V-5
powerswitch® .....	V-5
provolt™ .....	V-5
python® .....	V-5
QuickPack® .....	V-5
quickplate® .....	V-5
QuickPort® .....	V-5
renoir™ II .....	V-6
renu® .....	V-6
rhino-hide® .....	V-6
sector® .....	V-6
smartlockpro® .....	V-6
Spec-Grade Sound® .....	V-6
Structured Media® .....	V-6
sureSlide® .....	V-6
toggletouch® .....	V-6
trimatron™ .....	V-7
true touch® .....	V-7
Versi-Duct® .....	V-7
verifEye™ .....	V-7
VertiGo® .....	V-7
vizia +® .....	V-7
V-0-MAX® .....	V-7
wetguard® .....	V-7
Electronic Resources .....	V-8

## Wire Mesh Safety Grips T

Grips Selection Guide .....	T-2
Pulling Grips .....	T-8
Strain Relief Grips .....	T-16
Support Grips .....	T-21

## Index U

Index .....	U-1
-------------	-----

## Brand Listing V

a-2000® .....	V-2
Atlas-X1™ .....	V-2
black & white® .....	V-2
Cone of Silence® .....	V-2
decora® .....	V-2
decora digital™ .....	V-2
decora plus™ .....	V-2
decora smart™ .....	V-2
dimensions® .....	V-2
DuraPort® .....	V-3
dustguard® .....	V-3

Click on the Leviton logo at the top of any page to return to the TOC

## How To Use This Catalog

We've re-designed and reorganized our catalog to make it easier to use. The new organization is based upon product group and rating. The pages are numbered by section, each beginning with it's own contents page and color coded tabs for easy section identification. Basic dimensional drawings, wiring diagrams and material specifications have been excluded, except where necessary for product selection. All of the latest product-related technical and specification information is available at [www.leviton.com](http://www.leviton.com)

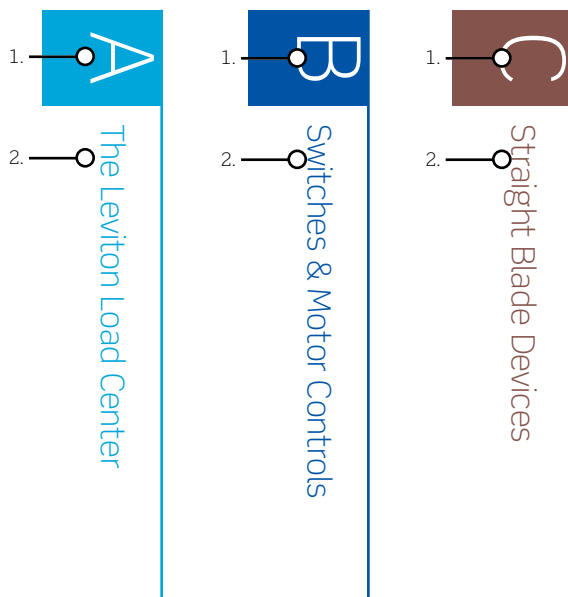
For catalog navigation you will find a gray header located at the top of each page.

1. Combination Devices
2. Commercial

1. Switches & Motor Controls
2. Residential

1. The top row is the SECTION TITLE for the family of devices found in that section.
2. The second row is the SECTION SUB-TITLE which will list specific products and/or the GRADE of devices found on that page.

For section navigation you will find a color-coded tab located on the outside edge of each page.



1. SECTION alphabetical label.
2. SECTION title, product family.

For page navigation you will find the following heading styles used throughout the catalog:

1. **Product Group**
2. **Product Sub-group**
3. **Product Listing**
4. **Product Sub-listing**

1. The **Green Bold** heading is a PRODUCT GROUP and is also listed in the TABLE OF CONTENTS.
2. The **Green Light** heading is a PRODUCT SUB-GROUP and is also listed in the TABLE OF CONTENTS.
3. The **Blue Bold** heading is a PRODUCT LISTING.
4. The **Blue Light** heading is a PRODUCT SUB-LISTING.

To locate by product brand refer to the brand listing section. There you will find brief brand descriptions as well as product section references.

Brand	Description
a-2000®	The a-2000® series of modular dimming cabinet theatrical-grade performance with the ability to of architectural-type loads.
black & white®	Our signature Black & White® series plugs and combine features that facilitate simple, fast unsurpassed durability.

For color options you will find a color reference chart with name and suffix. Please add the appropriate color suffix to Cat. No. when ordering items.

**Color Choices** Available in the following colors:



For related products and wallplates you will find a listing on the bottom of each page where applicable.



### Related Products

Leviton also offers superior quality recessed devices. **See page P-27 for more information.**



### Wallplates

Find the right wallplate for any application. **See section S for Wallplates & Covers.**



## World Headquarters



From our humble start in 1906, Leviton has grown to be the largest family owned global provider of wiring devices, lighting energy management solutions, and commercial data infrastructure. In 2009, Leviton opened our corporate headquarters in Melville, NY. This world-class facility demonstrates our focus on the future, and commitment to innovation, sustainability and community responsibility. The LEED Certified, 4-story, 140,000 sq. ft. fully renovated facility is outfitted with the latest “green building” materials and systems, including Energy Star qualified fixtures and Leviton energy-saving wiring devices and lighting controls.

Leviton Headquarters supports recycling programs and building procedures, which promote the health and well being of our team. This model high-performance “green” facility is a bustling efficient working environment and serves as a showcase for our products and solutions.



'USGBC' and related logo is a trademark owned by the U.S. Green Building Council and is used by permission

## The Future Is On®

For over a century, Leviton has been committed to delivering the highest quality and most reliable, safe and sustainable solutions to our customers around the world. We invent and manufacture products that connect people to the power that moves them forward, the light that guides their way and the data that drives their lives. From single-family homes to the biggest commercial buildings and industrial facilities in the world, we create smart, safe, sustainable environments that save energy, time and money.

### From Start-up to Industry Leader

Leviton was founded by Isidor Leviton in 1906. After immigrating from Russia to the United States, Isidor Leviton opened up a small tinsmithing business producing mantle tips used for gas lighting. Soon with the introduction of Edison's light bulb, the small family business shifted production to manufacture a single electrical product — the pull-chain lamp holder. From that one electrical device, Leviton has been churning out groundbreaking products that improve electrical safety, enhance communication, provide efficiency and cost savings and add convenience and value to our world.

### The Preferred Brand

What sets the Leviton brand apart is our ingenuity. We find ways to do what others can't and continue to do it better, year after year. We're the brand preferred by professionals, discovering solutions to real problems through innovation, engineering and inspiration. Our state-of-the-art manufacturing processes and logistics expertise are unmatched in our industry enabling Leviton to make products and deliver solutions that change the way people think and improve the way they live. Every day, our innovative development teams are joining efforts to make the highest quality products that conserve energy, give our customers the control they want while providing the safety they need. Through our investments in research and development, manufacturing, distribution, training and human capital, we are insuring quality in everything we do. At Leviton, the future is on.



## Brand Promise

The Leviton brand stands for our unwavering commitment to safety, quality and sustainability while continuously relying on our ingenuity to do things differently. To do them better.



Commitment



Ingenuity



Safety



Quality




Sustainability

### Commitment

At Leviton, commitment is an integral part of everything we do. It starts with the caring culture of our family-run business that predates the electrical industry. In our entire 100-year plus history, we've had just four Presidents. It means never accepting the status quo. Working to be the Smart Choice and the most reliable, dependable partner across a world of applications. Listening to the people who use our products, whether they're on the phone, online or on the job. Supporting communities. Giving back. Caring about people in need.

### Ingenuity

Ingenuity is more than just creative ideas and products. Ingenuity means finding ways to do what others can't. At Leviton, we discover solutions to real problems through innovation, engineering and inspiration. By evaluating every aspect of a challenge, we make the things we make stand apart, and above other solutions. Whether it's the invention of a new category of devices, or a product improvement that outperforms our competition, ingenuity is what drives us to always be the Smart Choice. And thanks to the inspired thinking of everyone at Leviton, we are proud to hold nearly 1,000 worldwide patents.





## Safety

Safety is not just our pursuit, it's our passion. Our efforts range from advancing child tamper-resistance to improving nighttime visibility with high tech LED guide lights. We invented the Arc Fault Circuit Interrupter receptacle; that helps prevent fires where electricity is the cause of ignition; and are proud to be the world's leading maker of GFCIs. Safety is always at the forefront of our thinking. We continuously strive to educate and promote good practices at both the consumer and trade levels. Because in everything we do, we're determined to make life safer for our families and people throughout the world.

## Quality

When your products routinely provide a long, useful service life, it's a sure sign of the quality that goes into all the things you make. Product quality and performance have made us the #1 brand of electrical devices preferred by builders, year in and year out. In fact, we manufacture virtually all of the products we sell. That's why we co-locate an Underwriter's Laboratory testing center in each major manufacturing facility. Because the Leviton family name is on every product, we design those products to not only meet UL standards, but to exceed them. Producing products to a higher standard means fewer callbacks for contractors, as well as greater satisfaction among end-users. Commitment to quality is our #1 Priority.

## Sustainability

At Leviton, our corporate responsibility initiatives all start with a fundamental question: What can we do to help make the world a bit greener? That's why we design, engineer, produce and distribute a vast array of products that save and monitor energy consumption and support energy efficient LEED certification. Whether it's using only recycled paper in our packaging, or re-grinding and re-using scrap material, we challenge every step in our process to be responsibly green. It leads us to better, and more intelligent choices. Often, even small steps can have a big, positive result. Sustainability is a responsibility we take seriously. By reducing our footprint, we're leaving a clear path for others to follow.



## Product Grade Guide

### Finding the Right Product Grade

Whatever the application, there's a Leviton product grade to meet your needs. We provide a broad array of quality devices designed for commercial, industrial and residential construction and maintenance requirements. Choose the best grade for the job at hand.

#### **Hospital Grade**

**Applications:** *Patient Rooms, Patient Care Areas, Facility Hallways, Pediatric and Psychiatric Wards*

Hospital Grade products provide maximum safety in high abuse applications where constant use of the device is common. Built to withstand impact, wear, crushing and corrosive environments that would destroy ordinary heavy-duty devices.

#### **Industrial Grade**

**Applications:** *Factories, Hotels, Office Buildings, Convention Centers, Schools and Universities*

Industrial Grade products deliver top quality and peak performance in heavy-duty applications. Constructed to meet the exacting needs of industrial and institutional users, our devices are reliable in severe settings.

#### **Commercial Grade**

**Applications:** *Office Buildings, Municipal Buildings, Malls, Department Stores, Houses of Worship and Cultural Institutions*

Commercial Grade products are designed for outstanding reliability and top performance in commercial and institutional settings. They are cost-effective, labor-saving and provide long-lasting service life.

#### **Residential Grade**

**Applications:** *Single and Multifamily Housing, Condominiums, High-Rises, Schools and Light Commercial Buildings*

Residential Grade products are engineered for fine appearance, speedy installation and durability in impact-resistant materials. They are a smart choice for use in homes and light commercial venues.

# The Leviton Load Center

# A

Overview .....	A-2
Enclosures .....	A-4
Circuit Breakers .....	A-5
Main Circuit Breakers .....	A-5
Branch Circuit Breakers .....	A-6
Accessories .....	A-8





## The Leviton Load Center

Drawing upon our experience as a leader in the electrical industry, Leviton applied the latest technology to engineer a residential load center that is easy to install, aesthetically appealing and adept at delivering more complete protection for optimal safety.

### Load Center Group



### Features and Benefits

#### Ease of Installation

- Terminate all hot and neutral wires at custom lugs in the panel, not at the circuit breaker\*
- The entire panel can be wired at rough-in without circuit breakers installed
- At final installation, simply plug-on the circuit breaker
- No pigtails on circuit breakers - ever
- Easily invertible for bottom feed applications
- Copper bus is a standard feature on all load centers
- Notches stamped into the enclosure for cable ties promote secure and neat wiring

\*For applications up to 60A when using copper wire; or 50A when using aluminum wire

#### Optional Internet Connectivity

- View real-time energy consumption: total aggregate, individual circuit, or trends by week, month, and year
- Calculate your approximate total energy cost per month
- Remotely turn OFF any circuit breaker\*\*
- View system status in real time and detect if critical loads need to be addressed
- Know when and why a circuit breaker trips
- Be informed if a load is ON or not drawing power for an extended time
- Via remote firmware updates, get the latest protection capabilities and newest features

\*\*Not applicable to Main breaker. All circuit breakers must be manually turned back ON

Continued on next page

Continued from previous page

### Features and Benefits

#### Enhanced Safety

- Hydraulic-Magnetic trip technology ensures precise tripping even in extreme temperature ranges<sup>\*\*\*</sup>
- Leviton GFCI, AFCI and Dual Function circuit breakers feature our patented reset lockout and will not reset if Ground or Arc Fault protection is compromised

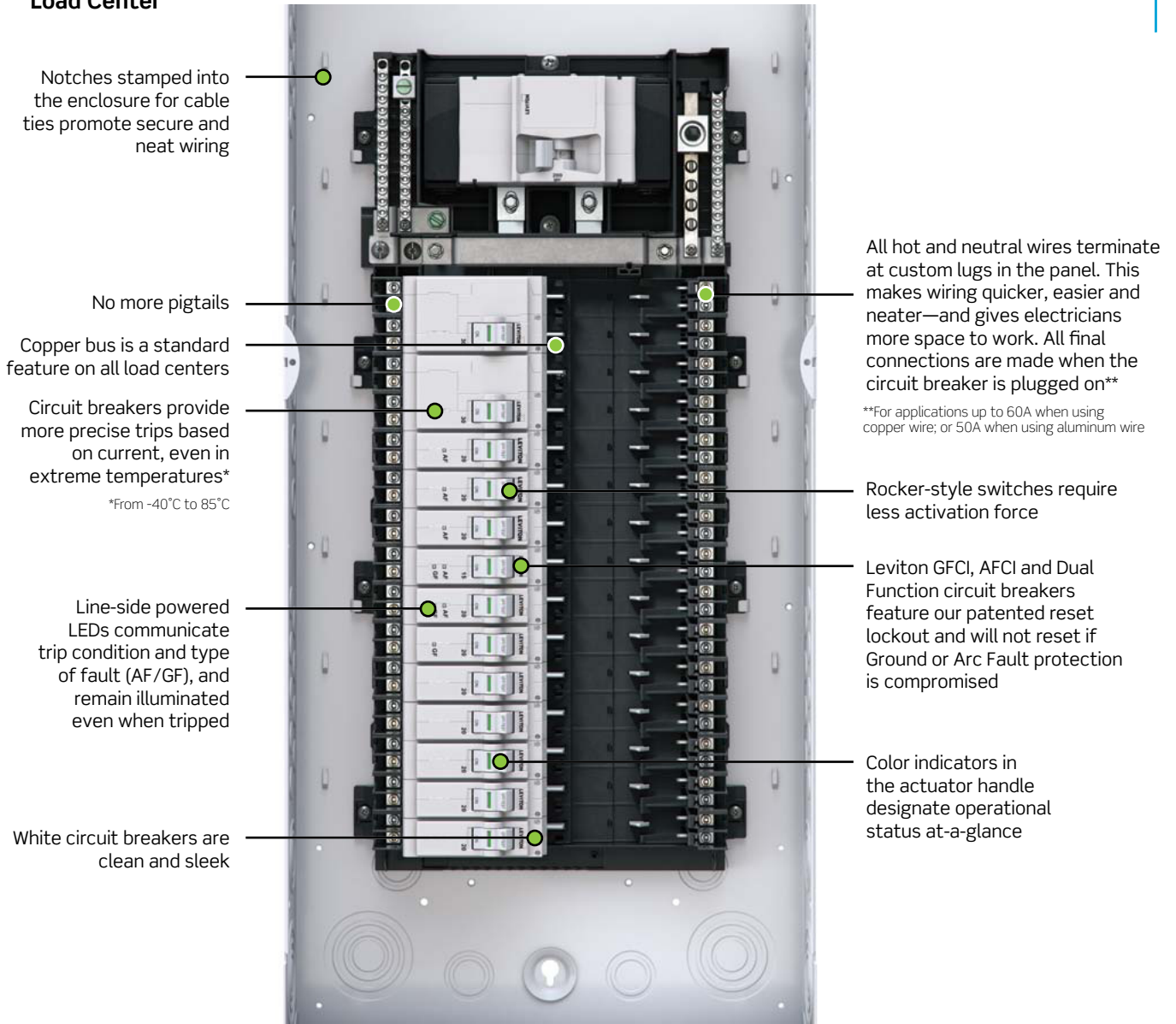
<sup>\*\*\*</sup>From -40°C to 85°C

#### Approachability

- Unique rocker-style actuator for easy switching
- Color indicators in the actuator handle designate operational status at-a-glance
- White circuit breakers display a clean, sleek appearance
- Line-side powered LEDs help communicate trip condition and type of fault (AF/GF) and remain illuminated even when the circuit breaker is in the tripped state
- White indoor enclosure with optional observation window<sup>\*\*\*\*</sup>

<sup>\*\*\*\*</sup>Outdoor enclosures come in standard gray

### Load Center



Notches stamped into the enclosure for cable ties promote secure and neat wiring

No more pigtails

Copper bus is a standard feature on all load centers

Circuit breakers provide more precise trips based on current, even in extreme temperatures\*

\*From -40°C to 85°C

Line-side powered LEDs communicate trip condition and type of fault (AF/GF), and remain illuminated even when tripped

White circuit breakers are clean and sleek

All hot and neutral wires terminate at custom lugs in the panel. This makes wiring quicker, easier and neater—and gives electricians more space to work. All final connections are made when the circuit breaker is plugged on\*\*

\*\*For applications up to 60A when using copper wire; or 50A when using aluminum wire

Rocker-style switches require less activation force

Leviton GFCI, AFCI and Dual Function circuit breakers feature our patented reset lockout and will not reset if Ground or Arc Fault protection is compromised

Color indicators in the actuator handle designate operational status at-a-glance

## Enclosures

Select from 20, 30, 42 or 66 position enclosures, with or without an observation window; other options include an 8 circuit breaker capacity Meter Main unit. Outdoor units are weather-resistant for added protection from the elements.

### Features and Benefits


- Entire panel can be wired at rough-in without circuit breakers installed
- Terminate all Hot and Neutral wires at custom lugs in the panel, not at the circuit breaker
- Easily invertible for bottom feed applications
- Copper bus is a standard feature on all load centers
- Notches stamped into the enclosure for cable ties promote secure and neat wiring
- Ample room for hands to move and work freely

### Load Centers — 1-phase, 3-wire, 120/240VAC, 22 kA short-circuit rating

#### Indoor — NEMA 1 (order Cover and Door assembly separately)

##### Flush/Surface Mount Cover and Door Assembly

Description	Spaces/ Circuits	Rating	Enclosure	Standard	with Observation Window
Load Center, Indoor, Main Breaker Installed	20	100A	LP210-MB	LDC20	LDC20-W
		125A	LP212-MB		
		150A	LP215-MB		
		200A	LP220-MB		
	30	100A	LP310-MB	LDC30	LDC30-W
		125A	LP312-MB		
		150A	LP315-MB		
		200A	LP320-MB		
	42	150A	LP415-MB	LDC42	LDC42-W
		200A	LP420-MB		
		225A	LP422-MB		
	66	200A	LP620-MB	LDC66	LDC66-W
225A		LP622-MB			
Load Center, Indoor, Main Lugs Only	20	125A	LP212-ML	LDC20	LDC20-W
	30	200A	LP320-ML	LDC30	LDC30-W
	42	225A	LP422-ML	LDC42	LDC42-W
	66		LP622-IL	LDC66	LDC66-W



Indoor Load Center



43" H x 14.25" W x 4" D  
Outdoor Enclosure

#### Outdoor — NEMA 3R

Description	Spaces/ Circuits	Rating	Cat. No.
Load Center, Outdoor, Main Breaker Installed	20	100A	LP210-3B
		125A	LP212-3B
		200A	LP220-3B
	30	150A	LP315-3B
		200A	LP320-3B
	42	200A	LP420-3B
		225A	LP422-3B
	Load Center, Outdoor, Main Lugs Only	20	125A
30		200A	LP320-3L
42		225A	LP422-3L

Continued on next page



Continued from previous page

### Load Centers — 1-phase, 3-wire, 120/240VAC, 22 kA short-circuit rating

Meter Main, OH/UG Service Entrance with Distribution Section and Feed-Through Lugs			
Description	Spaces/Circuits	Rating	Cat. No.
Load Center Meter Combo Ringless, NEMA 3R Outdoor w/Main Breaker and Feed-Thru Lugs	8	150A	LP815-MC*
		200A	LP820-MC*
Load Center Meter Combo Ringless, Horn Bypass, NEMA 3R Outdoor w/Main Breaker and Feed-Thru Lugs	8	150A	LP815-HMC
		200A	LP820-HMC
Load Center Meter Combo Ringless, Lever Bypass, NEMA 3R Outdoor w/Main Breaker and Feed-Thru Lugs	8	150A	LP815-LMC*
		200A	LP820-LMC*
Load Center Meter Combo Ringless, Lever Bypass w/5th Jaw, NEMA 3R Outdoor w/Main Breaker and Feed-Thru Lugs	8	150A	LP815-5MC*
		200A	LP820-5MC*
Load Center Meter Combo Ring Type, NEMA 3R Outdoor w/Main Breaker and Feed-Thru Lugs	8	150A	LP815-RMC
		200A	LP820-RMC

Meter-Load Center Combination, All-in-One, UG Service Entrance, EUSERC			
Description	Spaces/Circuits	Rating	Cat. No.
No Bypass, Ring Type Cover	30	150A	LP315-MC
	30	200A	LP320-MC
	42	200A	LP420-MC

\*Meter Equipment Group (MEG) Approved



LP815-5MC

A

The Leviton Load Center

## Circuit Breakers

Select from over 40 different variations of circuit breakers — AFCI, GFCI, AFCI/GFCI, GFPE and Standard — with various amp ratings in one or two pole options. This extensive collection gives you the flexibility to populate The Leviton Load Center with the most advanced circuit breaker protection on the market to help ensure a safer living environment.

Features and Benefits
<ul style="list-style-type: none"> <li>• All plug-on design — no wiring to the circuit breaker*</li> <li>• Optional internet connectivity with the My Leviton app</li> <li>• At final installation, simply plug-on the circuit breaker</li> <li>• Leviton GFCI, AFCI and Dual Function circuit breakers feature our patented reset lockout and will not reset if Ground or Arc Fault protection is compromised</li> <li>• GFCI circuit breakers exceed UL requirements</li> <li>• Precision trip technology ensures accurate tripping even in extreme temperature ranges**</li> <li>• Rocker-style switches require less activation force</li> <li>• Color indicators in the handles designate operational status at-a-glance</li> <li>• Intuitive LEDs communicate trip condition and type of fault (AF/GF)</li> <li>• Line-side wiring ensures LEDs remain illuminated even when in tripped state</li> <li>• White circuit breakers are clean and sleek</li> </ul>

\*For applications up to 60A when using copper wire; or 50A when using aluminum wire  
 \*\*From -40°C to 85°C.

## Main Circuit Breakers

Hydraulic-Magnetic Trip, 22 kA Short-Circuit Rating		
Description	Rating	Cat. No.
Main Circuit Breaker, 2-Pole	100A-120/240VAC	LM100
	125A-120/240VAC	LM125
	150A-120/240VAC	LM150
	200A-120/240VAC	LM200
	225A-120/240VAC	LM225



LM225

Continued on next page

Continued from previous page

### Branch Circuit Breakers\*

Hydraulic-Magnetic Trip, 10 kA Short-Circuit Rating		
Description	Rating	Cat. No.
Branch Circuit Breaker, 1-Pole	15A-120VAC	LB115
	20A-120VAC	LB120
	25A-120VAC	LB125
	30A-120VAC	LB130
Branch Circuit Breaker, 2-Pole	15A-120/240VAC	LB215
	20A-120/240VAC	LB220
	25A-120/240VAC	LB225
	30A-120/240VAC	LB230
	35A-120/240VAC	LB235
	40A-120/240VAC	LB240
	45A-120/240VAC	LB245
	50A-120/240VAC	LB250
	60A-120/240VAC	LB260
	70A-120/240VAC	LB270
	80A-120/240VAC	LB280
	90A-120/240VAC	LB290
	100A-120/240VAC	LB200
110A-120/240VAC	LB211	
125A-120/240VAC	LB212	



LB240



LB115-AF



LB120-DF



LB115-GF

AFCI Circuit Breakers		
Description	Rating	Cat. No.
Branch Circuit Breaker AFCI, 1-Pole	15A-120VAC	LB115-AF
	20A-120VAC	LB120-AF

AFCI/GFCI Dual Function Circuit Breakers		
Description	Rating	Cat. No.
Branch Circuit Breaker AFCI/GFCI, 1-Pole	15A-120VAC	LB115-DF
	20A-120VAC	LB120-DF

GFCI Circuit Breakers — 5mA		
Description	Rating	Cat. No.
Branch Circuit Breaker GFCI, 1-Pole	15A-120VAC	LB115-GF
	20A-120VAC	LB120-GF
	25A-120VAC	LB125-GF
	30A-120VAC	LB130-GF
Branch Circuit Breaker GFCI, 2-Pole	15A-120/240VAC	LB215-GF
	20A-120/240VAC	LB220-GF
	25A-120/240VAC	LB225-GF
	30A-120/240VAC	LB230-GF
	40A-120/240VAC	LB240-GF
	50A-120/240VAC	LB250-GF
60A-120/240VAC	LB260-GF	

\* Series rated 22kA with Leviton Main Breaker

Continued on next page



#### Related Products

Leviton offers surge protective devices which are mounted to the load side of the Leviton Load Center (51120-1). These devices feature real-time diagnostic visual indicators which show power and protection status for each phase. **See pages G-6 and G-15 in the Surge Protective Devices section for more information.**

Continued from previous page

### Branch Circuit Breakers\*

GFPE Circuit Breakers — 30mA		
Description	Rating	Cat. No.
Branch Circuit Breaker GFPE, 1-Pole	15A-120VAC	LB115-EP
	20A-120VAC	LB120-EP
	25A-120VAC	LB125-EP
	30A-120VAC	LB130-EP
Branch Circuit Breaker GFPE, 2-Pole	15A-120/240VAC	LB215-EP
	20A-120/240VAC	LB220-EP
	25A-120/240VAC	LB225-EP
	30A-120/240VAC	LB230-EP
	40A-120/240VAC	LB240-EP
	50A-120/240VAC	LB250-EP
	60A-120/240VAC	LB260-EP

\*Series rated 22kA with Leviton Main Breaker



LB260-EP

### Smart Branch Circuit Breakers

LDATA Smart Hub		
Description		Cat. No.
Smart Breaker Data Hub — using a Wi-Fi® or Ethernet connection, the LDATA Smart Hub collects data from smart circuit breakers and transmits it securely to the router		LDATA

Smart Standard			Smart AFCI		
Description	Rating	Cat. No.	Description	Rating	Cat. No.
Smart Branch Circuit Breaker, Standard 1-Pole	15A-120VAC	LB115-S	Smart Branch Circuit Breaker, AFCI, 1-Pole	15A-120VAC	LB115-AS
	20A-120VAC	LB120-S		20A-120VAC	LB120-AS
	25A-120VAC	LB125-S	Smart Branch Circuit Breaker, AFCI, 2-Pole	15A-120/240VAC	LB215-S
	30A-120VAC	LB130-S		20A-120/240VAC	LB220-S
Smart Branch Circuit Breaker, Standard 2-Pole	15A-120/240VAC	LB215-S		25A-120/240VAC	LB225-S
	20A-120/240VAC	LB220-S		30A-120/240VAC	LB230-S
	25A-120/240VAC	LB225-S		35A-120/240VAC	LB235-S
	30A-120/240VAC	LB230-S		40A-120/240VAC	LB240-S
	35A-120/240VAC	LB235-S	45A-120/240VAC	LB245-S	
	40A-120/240VAC	LB240-S	50A-120/240VAC	LB250-S	
45A-120/240VAC	LB245-S	60A-120/240VAC	LB260-S		
50A-120/240VAC	LB250-S				
60A-120/240VAC	LB260-S				



LDATA



LB120-ES

Smart GFCI — 5 mA Ground Fault Protection of Personnel			Smart GFPE — 30 mA Ground Fault Protection of Equipment		
Description	Rating	Cat. No.	Description	Rating	Cat. No.
Smart Branch Circuit Breaker, GFCI 1-Pole	15A-120VAC	LB115-GS	Smart Branch Circuit Breaker, GFCI 1-Pole	15A-120VAC	LB115-ES
	20A-120VAC	LB120-GS		20A-120VAC	LB120-ES
	25A-120VAC	LB125-GS		25A-120VAC	LB125-ES
	30A-120VAC	LB130-GS		30A-120VAC	LB130-ES
Smart Branch Circuit Breaker, GFCI 2-Pole	15A-120/240VAC	LB215-GS	Smart Branch Circuit Breaker, GFCI 2-Pole	15A-120/240VAC	LB215-ES
	20A-120/240VAC	LB220-GS		20A-120/240VAC	LB220-ES
	25A-120/240VAC	LB225-GS		25A-120/240VAC	LB225-ES
	30A-120/240VAC	LB230-GS		30A-120/240VAC	LB230-ES
	40A-120/240VAC	LB240-GS		40A-120/240VAC	LB240-ES
	50A-120/240VAC	LB250-GS		50A-120/240VAC	LB250-ES
	60A-120/240VAC	LB260-GS		60A-120/240VAC	LB260-ES



LB260-ES

## Accessories

Locking devices, lugs, ground and neutral bar kits, conduit hubs, sealing rings and more. Leviton has a full range of accessories to meet every need, assuring that all components align for optimal performance.

### Load Center Accessories Family



#### Locking and Latching Devices

Description	Cat. No.
Handle Padlock Device for Branch Circuit Breakers	LBHPL
Handle Padlock Device for Main Circuit Breakers	LMHPL
Door Locking Latch Kit for Indoor Load Centers	LDRLK
Door Latch Kit without Lock for Indoor Load Centers	LDRLA

#### Lugs, Ground and Neutral Bar Kits

Description	Cat. No.
Field-Installable Main & Pass-Thru Lugs, 6 - 300	LL630
Ground Lug, 6 - 2/0	LLGND
Neutral Lug, 6 - 300	LLNLT
Phase/Neutral Load Side Lug, 14 - 4	LLPHN
Ground Bar Kit, 11 Positions, 14 - 4	LGBKT
Neutral Bar Kit, 14 - 1/0	LNBKT

#### Outdoor and Meter Combination Load Center Accessories

Description	Cat. No.
Conduit Hub, 1"	LHUB1
Conduit Hub, 2"	LHB02
Conduit Hub, 2 1/2"	LHUB2
Closing Plate	LCLPT
5th Jaw	L5JAW
5Th Jaw with Neutral	L5JAW-N
Ground Connector	LGDMC
Sealing Ring	LRING

#### Miscellaneous

Description	Cat. No.
Manual Transfer Interlock Kit	LITLK
Angle Iron Bracket for Flush Mount Load Centers	LBRKT
Circuit Identification Sticker (Qty. 5)	LSTIK
Filler Plates (Qty. 10)	LFPLT
Terminal Covers for Main Circuit Breaker	LTCVR
Bonding Strap Kit	LPBSK
Cover Screw Kit, (Qty. 6)	LDCSK



LBHPL



LL630



LCLPT



LBRKT





# Switches & Motor Controls

# B

- Toggle Switches ..... B-2
- Traditional Switches ..... B-2
- CO/ALR Switches ..... B-3
- Lev-Lok® Modular Switches ..... B-14
- Decora® Switches ..... B-16
- Appliance Switches ..... B-24
- Manual Motor Controllers ..... B-25
- Safety Disconnect Switches ..... B-27
- Switched Enclosures ..... B-30

**LEVITON powerswitch®** ON

**SAFETY DISCONNECT SWITCH** ON

30 / 32A, 600V AC MAX. IP69K **UL LISTED** CAT NO: LDS30-AX

UL 50E, TYPE: 3R, 4X, 6, 6P, 12, 13  
 IP66/67/68/69 **IP69K** **UL LISTED** 73CA  
 MANUAL MOTOR CONTROL AS SUITABLE AS MOTOR DISCONNECT

FOR LOCKOUT OF DEVICE, USE A 1/4" (6MM) SHACKLE DIAMETER

**CE NSF**

**WARNING** ⚡  
 Arc flash & shock hazard – more than one supply disconnect may be required to de-energize equipment before servicing

**AVERTISSEMENT**  
 Risque d'arc électrique et d'électrocution – il peut être nécessaire de couper plusieurs circuits d'alimentation pour mettre l'équipement hors tension avant l'entretien

**ADVERTENCIA**  
 Riesgo de arco y peligro de choque eléctrico – se puede necesitar desconectar más de un interruptor para desconectar el equipo antes de hacer el mantenimiento

ASSEMBLED IN MEXICO

## Toggle Switches Traditional

### AC Quiet Toggle Switches

Tried-and-true toggle designs, Leviton residential grade AC Quiet switches cover all the bases; they install easily and are available in standard and illuminated versions. Their toggles and frames are constructed from impact-resistant thermoplastic, and they feature large head, hardened triple-drive screws for easy installation. Leviton's traditional switches are compatible with a wide range of Leviton plastic and metal wallplates.

#### Sample Toggle Switches



#### Features and Benefits

- Faster installation with combination of side wiring and Quickwire push-in wiring
- Terminal screws accept up to #12 AWG copper or copper-clad wire
- Quickwire push-in terminals accept #14 AWG solid copper wire only
- Large head, hardened triple-drive combination screws (Standard, Phillips, or Robertson) for fast wiring installation
- Impact-resistant, durable thermoplastic toggle and frame
- Limited 2-year warranty

**Color Choices** Toggle switches are offered in a wide range of colors. To order colors, add suffix to Cat. No.



White  
(-W)



Ivory  
(-I)




Light Almond  
(-T)



Black  
(-E)



Brown



AC Quiet Quickwire and Side Wired  				
Rating	15A-120VAC Non-grounded		15A-120VAC w/Ground Screw	15A-120VAC Self-grounded Backwired Clamp
Description	Color	Cat. No.	Cat. No.	Cat. No.
Single Pole	White	1451-W	1451-2W	RS115-WCP
	Ivory	1451-I	1451-2I	RS115-ICP
	Light Almond	—	1451-2T	RS115-TCP
	Black	—	1451-2E	RS115-2E
	Brown	1451	1451-2	RS115-2
3-Way	White	1453-W	1453-2W	—
	Ivory	1453-I	1453-2I	—
	Light Almond	—	1453-2T	—
	Black	—	1453-2E	—
	Brown	1453	1453-2	—
4-Way	White	—	54504-2W	—
	Ivory	—	54504-2I	—
	Light Almond	—	54504-2T	—
	Black	—	54504-2E	—
	Brown	—	54504-2	—



1451-2I





1461-LC

AC Quiet Quickwire and Side Wired — Illuminated  			
Rating	15A-120VAC w/Ground Screw		
Description	Toggle Color	Illumination	Cat. No.
Single Pole	Clear	Amber	1461-LC
	White		1461-GLW
	Ivory		1461-GLI
3-Way	Clear	Amber	1463-LC
	White		1463-GLW
	Ivory		1463-GLI

## CO/ALR Switches

### Features and Benefits

- Designed specifically to work with aluminum conductors
- Large head, hardened triple-drive combination screws (standard, Phillips or Robertson) for fast wiring installation
- Faster installation with combination of side wiring and Quickwire push-in wiring
- Side wire accepts conductors up to #12 AWG
- Quickwire accepts conductors up to #12 AWG; #14 AWG in Canada
- Impact-resistant, durable thermoplastic toggle and frame
- Limited 2-year warranty

CO/ALR Side Wired Switches — Framed  		
Rating	15A-120VAC w/Ground Screw	
Description	Color	Cat. No.
Single Pole	White	2651-2W
	Ivory	2651-2I
3-Way	White	2653-2W
	Ivory	2653-2I

Note: CO/ALR devices are for connection to #12 or #10 AWG Aluminum Conductors




2651-2I

### AC Quiet Commercial Specification Grade Switches

Leviton's commercial specification grade switches are designed to offer outstanding reliability and top performance in commercial settings. Ideal applications include municipal facilities, government buildings, malls, department stores, hospital and health care facilities, office buildings, schools, colleges, universities, houses of worship and cultural institutions. Leviton offers a large selection of 15 and 20 Amp commercial switches in a wide variety of colors, wiring options and other features.

#### CSB1-15I





#### Features and Benefits

- Listed UL Federal Specification WS896
- Heavy-duty pre-plated steel mounting strap for maximum strength
- All screws are plated-steel combination-head for fast installation with standard, Phillips and Robertson head screwdrivers
- External clamp-type wiring terminals provides secure connection of solid or stranded wire for back or side wiring (CSB1 and CSB3)
- Backed by a limited 10-year warranty

**Color Choices** AC Quiet toggle switches are offered in a wide range of colors. To order colors, add suffix to Cat. No.





AC Quiet Back and Side Wired   FED SPEC			
Rating		15A-120/277VAC	20A-120/277VAC
Description	Color	Cat. No.	Cat. No.
Single Pole	White	CSB1-15W	CSB1-20W
	Ivory	CSB1-15I	CSB1-20I
	Light Almond	CSB1-15T	CSB1-20T
	Gray	CSB1-15G	CSB1-20G
	Brown	CSB1-15	CSB1-20
Double Pole	White	CSB2-15W	CSB2-20W
	Ivory	CSB2-15I	CSB2-20I
	Light Almond	CSB2-15T	CSB2-20T
	Gray	—	CSB2-20G
	Brown	CSB2-15	CSB2-20
3-Way	White	CSB3-15W	CSB3-20W
	Ivory	CSB3-15I	CSB3-20I
	Light Almond	CSB3-15T	CSB3-20T
	Gray	—	CSB3-20G
	Brown	CSB3-15	CSB3-20
4-Way	White	CSB4-15W	CSB4-20W
	Ivory	CSB4-15I	CSB4-20I
	Light Almond	CSB4-15T	CSB4-20T
	Brown	CSB4-15	CSB4-20
	Gray	—	CSB4-20G

Note: Cat. Nos. CSB1 and CSB3 feature external clamp-type wiring termination for back and side wiring



CSB1-20



CSB3-20G

AC Quiet Side Wired   FED SPEC			
Rating		15A-120/277VAC	20A-120/277VAC
Description	Color	Cat. No.	Cat. No.
Single Pole	White	CS115-2W	CS120-2W
	Ivory	CS115-2I	CS120-2I
	Light Almond	CS115-2T	CS120-2T
	Gray	CS115-2GY	CS120-2GY
	Black	CS115-2E	CS120-2E
	Brown	CS115-2	CS120-2
Single Pole	Ivory	5501-8I	—
Hospital Call Switch*	Brown	5501-8	—
Single Pole, Framed Toggle	White	54501-2W	54521-2W
	Ivory	54501-2I	54521-2I
	Gray	54501-2GY	54521-2GY
	Brown	54501-2	54521-2
Double Pole	White	CS215-2W	CS220-2W
	Ivory	CS215-2I	CS220-2I
	Light Almond	—	CS220-2T
	Gray	CS215-2GY	CS220-2GY
	Black	—	CS220-2E
	Brown	CS215-2	CS220-2
Double Pole	Brown	5502-8	—
Hospital Call Switch*			
Double Pole, Framed Toggle	White	54502-2W	54522-2W
	Ivory	54502-2I	54522-2I
	Brown	54502-2	54522-2

\*Hospital Call Switch turns on when toggle is pulled down with cord (3-ft braided cord included)

Continued on next page



CS120-2W



5501-8

Continued from previous page

## AC Quiet Commercial Specification Grade Switches

B Switches & Motor Controls

AC Quiet Side Wired   FED SPEC			
Rating	15A-120/277VAC		20A-120/277VAC
Description	Color	Cat. No.	Cat. No.
3-Way	White	CS315-2W	CS320-2W
	Ivory	CS315-2I	CS320-2I
	Light Almond	CS315-2T	CS320-2T
	Gray	CS315-2GY	CS320-2GY
	Black	—	CS320-2E
	Brown	CS315-2	CS320-2
3-Way, Framed Toggle	White	54503-2W	54523-2W
	Ivory	54503-2I	54523-2I
	Gray	54503-2GY	54523-2GY
	Brown	54503-2	54523-2
4-Way	White	CS415-2W	CS420-2W
	Ivory	CS415-2I	CS420-2I
	Light Almond	CS415-2T	CS420-2T
	Gray	CS415-2GY	CS420-2GY
	Black	—	CS420-2E
	Brown	CS415-2	CS420-2
4-Way, Framed Toggle	White	54504-2W	54524-2W
	Ivory	54504-2I	54524-2I
	Light Almond	54504-2T	—
	Gray	54504-2GY	54524-2GY
	Brown	54504-2	54524-2

AC Quiet Side Wired — Lighted   FED SPEC		
Rating	15A-120VAC	
Description	Color	Cat. No.
Single Pole	White	5501-LHW
	Ivory	5501-LHI
3-Way	White	5503-LHW
	Ivory	5503-LHI

AC Quiet Side Wired — Canadian				
Rating	15A-120/277VAC		20A-120/277VAC	15A-347VAC
Description	Color	Cat. No.	Cat. No.	Cat. No.
Single Pole, Framed Toggle	White	1101-CW	—	18201-CW
	Ivory	1101-CI	54521-I	18201-CI
	Gray	1101-CG	—	18201-CG
	Black	1101-CE	—	—
	Brown	1101-CB	54521-B	18201-CB
Double Pole, Framed Toggle	White	1102-CW	54522-W	18202-CW
	Ivory	1102-CI	54522-I	18202-CI
	Brown	1102-CB	54522-B	18202-CB
3-Way, Framed Toggle	White	1103-CW	54523-W	18203-CW
	Ivory	1103-CI	54523-I	18203-CI
	Gray	1103-CG	—	18203-CG
	Brown	1103-CB	54523-B	18203-CB
4-Way, Framed Toggle	White	1104-CW	—	18204-CW
	Ivory	1104-CI	—	18204-CI
	Gray	—	—	18204-CG
	Black	1104-CE	—	—
	Brown	1104-CB	54524-B	18204-CB



CS320-2



5501-LHW



1101-CG

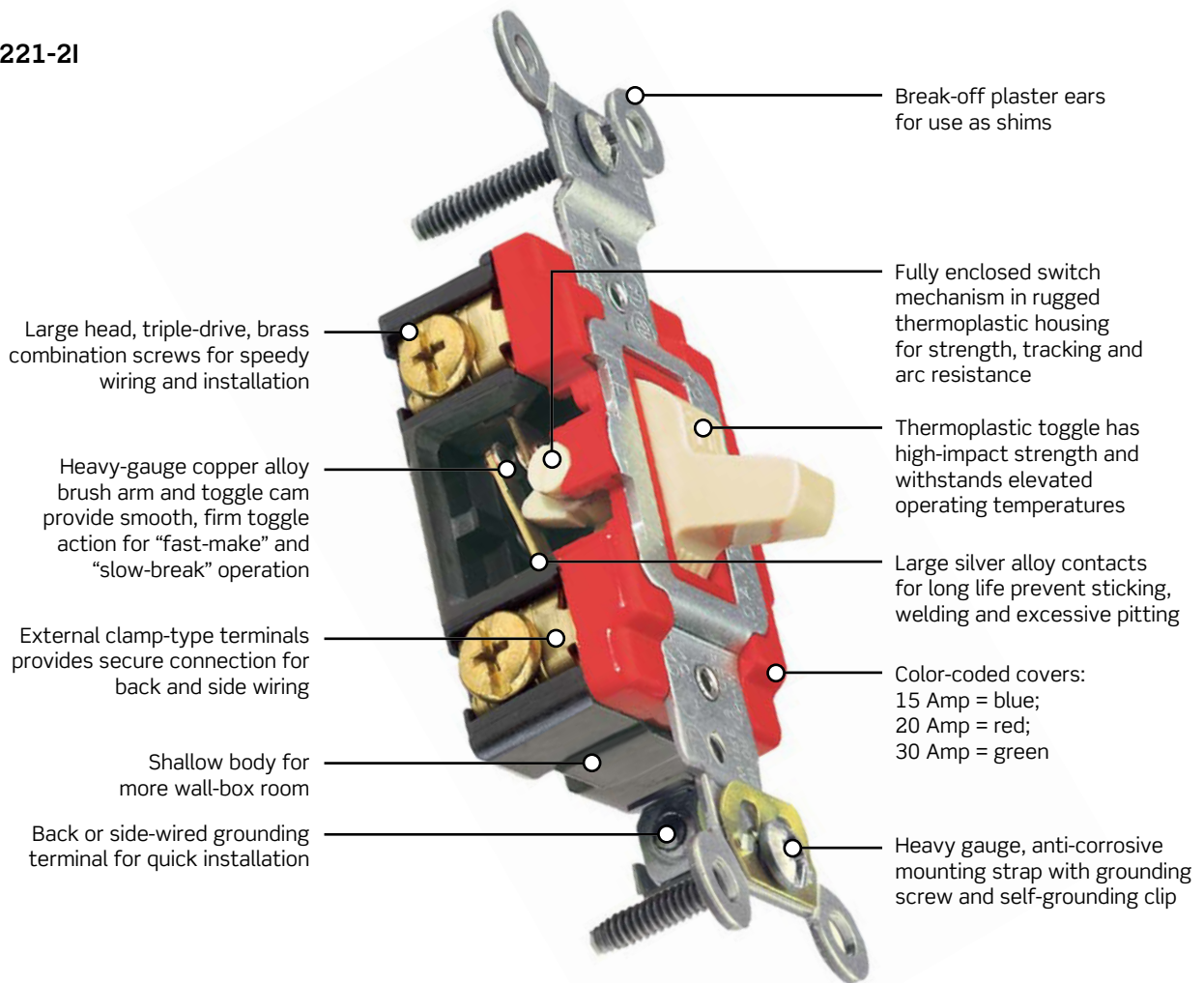
## Extra Heavy-Duty Specification Grade Toggle and Locking Switches

Leviton's Industrial Grade AC toggle switches for extra heavy-duty applications represent top-of-the-line quality and peak performance. Leviton uses the finest materials available and the highest production standards to produce industrial switches of unmatched versatility and reliability.

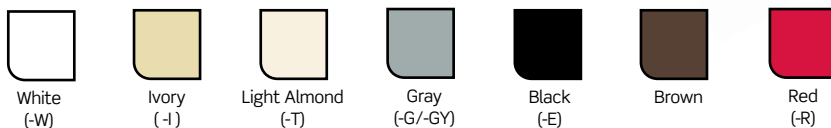
### Features and Benefits

- Heavy gauge copper alloy brush arm for superior performance
- Large silver alloy contacts for long life prevent sticking, welding and excessive pitting
- Fully enclosed switch mechanism in rugged housing for strength, tracking and arc resistance
- Color-coded covers for easy identification: 15 Amp, Blue; 20 Amp, Red; 30 Amp, Green,
- Self-grounding clip (self grounding when used with a grounded metal wallbox)
- Wire lead switches also available for fast and easy installation
- Backed by a limited 10-year warranty

### 1221-2I



**Color Choices** Extra heavy-duty toggle switches are offered in a wide range of colors. To order colors, add suffix to Cat. No.



Back and Side Wired/Wire Lead Toggle Switches   FED SPEC				
Rating		15A-120/277VAC	20A-120/277VAC	30A-120/277VAC
Description	Color	Cat. No.	Cat. No.	Cat. No.
Single Pole	White	1201-2W	1221-2W	3031-2W
	Ivory	1201-2I	1221-2I	3031-2I
	Light Almond	—	1221-2T	—
	Gray	1201-2GY	1221-2GY	—
	Black	—	1221-2E	—
	Brown	1201-2	1221-2	3031-2
	Red	1201-2R	1221-2R	—
Single Pole, Tamper-Resistant*	White	—	1221-2WL	—
	Ivory	1201-2IL	1221-2IL	—
	Gray	—	1221-2GL	—
	Brown	1201-2L	1221-2L	3031-2L
Single Pole with 6" Wire Leads	White	1241-W	1243-W	—
	Ivory	1241-I	1243-I	—
	Gray	1241-LGY	1243-LGY	—
Double Pole	White	1202-2W	1222-2W	3032-2W
	Ivory	1202-2I	1222-2I	3032-2I
	Gray	1202-2GY	1222-2GY	—
	Black	—	1222-2E	3032-2E
	Brown	1202-2	1222-2	3032-2
	Red	—	1222-2R	3032-2R
Double Pole, Tamper-Resistant*	Ivory	—	1222-2IL	—
	Brown	1202-2L	1222-2L	3032-2L
3-Way	White	1203-2W	1223-2W	3033-2W
	Ivory	1203-2I	1223-2I	3033-2I
	Light Almond	—	1223-2T	—
	Gray	1203-2GY	1223-2GY	—
	Black	—	1223-2E	—
	Brown	1203-2	1223-2	3033-2
	Red	1203-2R	1223-2R	—
3-Way, Tamper-Resistant*	White	—	1223-2WL	—
	Ivory	1203-2IL	1223-2IL	—
	Gray	—	1223-2GL	—
3-Way with 6" Wire Leads	White	1242-W	1244-W	—
	Ivory	1242-I	1244-I	—
	Gray	—	1244-LGY	—
4-Way	White	1204-2W	1224-2W	—
	Ivory	1204-2I	1224-2I	—
	Light Almond	—	1224-2T	—
	Gray	1204-2GY	1224-2GY	—
	Black	—	1224-2E	—
	Brown	1204-2	1224-2	—
	Red	—	1224-2R	—
4-Way, Tamper-Resistant*	White	—	1224-2WL	—
	Ivory	—	1224-2IL	—
	Gray	—	1224-2GL	—
	Brown	1204-2L	1224-2L	—
*Key for Tamper-Resistant Switch		55500-PRT		

Note: Cat. Nos. 1201, 1202, 1203, 1221, 1222, and 1223 feature external clamp-type wiring termination for back and side wiring



1201-2IL



1221-2I





3031-2W



### Extra Heavy-Duty Specification Grade Toggle and Locking Switches

Back and Side Wired Toggle Switches   FED SPEC		
Rating	20A-120/277VAC	
Description	Color	Cat. No.
Single Pole	White	1221-SW
	Ivory	1221-SI
	Light Almond	1221-ST
	Gray	1221-SGY
	Brown	1221-S
	Red	1221-SR
Double Pole	White	1222-SW
	Ivory	1222-SI
	Gray	1222-SGY
	Brown	1222-S
3-Way	White	1223-SW
	Ivory	1223-SI
	Light Almond	1223-ST
	Gray	1223-SGY
	Brown	1223-S
	Red	1223-SR
4-Way	White	1224-SW
	Ivory	1224-SI
	Gray	1224-SGY
	Brown	1224-S

Note: Cat. Nos. 1221, 1222, and 1223 feature external clamp-type wiring termination for back and side wiring

Back and Side Wired Toggle Switches — Canadian  			
Rating		15A-347VAC/CA	20A-347VAC/CA
Description	Color	Cat. No.	Cat. No.
Single Pole	White	18201-W	18221-W
	Ivory	18201-I	18221-I
	Gray	18201-G	18221-G
	Brown	18201-B	18221-B
	Red	18201-R	18221-R
Single Pole, Tamper Resistant* (locking)	Brown	18201-LB	18821-LB
Double Pole	Ivory	18202-I	18222-I
	Brown	—	18222-B
Double Pole, Tamper Resistant* (locking)	Brown	18202-LB	18222-LB
3-Way	White	18203-W	18223-W
	Ivory	18203-I	18223-I
	Gray	18203-G	18223-G
	Brown	18203-B	18223-B
	Red	18203-R	18223-R
3-Way, Tamper Resistant* (locking)	Brown	18203-LB	18223-LB
4-Way	White	—	18224-W
	Ivory	18204-I	18224-I
	Gray	18204-G	—
	Brown	18204-B	18224-B
	Red	18204-R	—

\*Key for Tamper-Resistant Switch 55500-PRT

Note: Cat. Nos. 18201, 18202, 18203, 18221, 18222, and 18223 feature external clamp-type wiring termination for back and side wiring.  
Note: 15A — White covers and .042 thick strap



1221-SW



18201-R



55500-PRT

## Antimicrobial Treated Devices

To combat the spread of germs, Leviton has developed an antimicrobial solution that works to reduce the growth of bacteria on our switches and wallplates. By incorporating a silver ion (Ag+) antimicrobial additive into the product material, these treated devices provide an extra layer of protection\*.

\*Independently lab tested and proven to inhibit 99.9% of bacterial growth, even after the use of harsh cleaning agents

**84001-A40 (Wallplate)**

**Wallplate Features**

- Stainless Steel wallplate protected with antimicrobial polyurethane powder coating
- Mounting screws protected with antimicrobial polyurethane powder coating
- Available in 1- or 2-gang configurations
- Powder coating resists fingerprints and has been tested to ISO 7784.2 for durability

**A1221-2W (Switch)**

**Switch Features**

- 20A, 120/277VAC
- Toggle material embedded with silver ion antimicrobial additive
- Available in single pole and three-way configurations

Note: Switch and wallplate sold separately

### Features and Benefits

- Antimicrobial material has been tested to show a consistent {3 log (>99.9%)} microbial reduction rate against a broad range of bacteria pursuant to the JIS Z 2801:2000 test protocol
- Listed UL Federal Specification WS896
- All Antimicrobial devices use silver ions (Ag+) as the antimicrobial agent in the product material
- Backed by a limited 10-year warranty\*\*

\*\*There are no other or implied warranties of any kind, including merchantability or fitness for a particular purpose. Please see [www.leviton.com/antimicrobial](http://www.leviton.com/antimicrobial) for more details

Antimicrobial Treated Devices — Single Pole			
Rating	20A-120/277VAC		
Description	Color	Cat. No.	
Single Pole, Antimicrobial Protected	White	A1221-2W	
	Ivory	A1221-2I	
	Gray	A1221-2GY	
	Red	A1221-2R	

Antimicrobial Treated Devices — 3-Way			
Rating	20A-120/277VAC		
Description	Color	Cat. No.	
3-Way, Antimicrobial Protected	White	A1223-2W	
	Ivory	A1223-2I	
	Gray	A1223-2GY	
	Red	A1223-2R	



A1221-2W

### SPOTLIGHT

#### Antimicrobial Treated Devices

Antimicrobial Treated Devices by Leviton are made with an antimicrobial additive that helps protect the device from the growth of harmful bacteria. For more information visit [www.leviton.com/antimicrobial](http://www.leviton.com/antimicrobial).



#### Related Products

Find the right antimicrobial wallplate for your antimicrobial switch.

See pages S-3 and S-13 in the Wallplates & Covers section for more information.

## Maintained and Momentary Contact Extra Heavy-Duty Specification Grade

### Features and Benefits

- Positive switching action with center-off position
- Large silver cadmium-oxide contacts for long life prevent sticking, welding and excessive pitting
- Clamp-type terminals accept up to #10 CU wire
- Full rated current capacity on fluorescent, tungsten and resistive loads; motor load capacity up to 80% switch current rating
- Backed by a limited 10-year warranty

### Back and Side Wired — Maintained Contact Toggle Switches

Rating		15A-120/277VAC	20A-120/277VAC	30A-120/277VAC
Description	Color	Cat. No.	Cat. No.	Cat. No.
Single Pole, Double Throw, Center Off	White	1281-W	1285-W	—
	Ivory	1281-I	1285-I	1287-I
	Lt. Almond	—	1285-T	—
	Gray	—	1285-GY	—
	Brown	1281	1285	1287
	Red	—	1285-R	—
Single Pole, Double Throw, Center Off, Tamper Resistant† (locking)	Black	1281-L	1285-L	1287-L
Double Pole, Double Throw, Center Off	White	1282-W	1286-W	1288-W
	Ivory	1282-I	1286-I	1288-I
	Brown	1282	1286	1288
Double Pole, Double Throw, Center Off, Tamper Resistant† (locking)	Black	—	—	1288-L
*Key for Tamper-Resistant Switch	55500-PRT			



1281-L



1256

### Back and Side Wired — Momentary Contact Toggle Switches

Rating		15A-120/277VAC	20A-120/277VAC	30A-120/277VAC
Description	Color	Cat. No.	Cat. No.	Cat. No.
Single Pole, Double Throw, Center Off	White	1256-W	1257-W	—
	Ivory	1256-I	1257-I	—
	Light Almond	—	1257-T	—
	Gray	1256-GY	1257-GY	—
	Brown	1256	1257	1260
	Red	—	1257-R	—
Single Pole, Double Throw, Center Off, Tamper Resistant† (locking)	Black	—	1257-L	—
Double Pole, Double Throw, Center Off	Brown	—	—	1262
*Key for Tamper-Resistant Switch	55500-PRT			



1257-L

## Pilot Light and Lighted Handle Extra Heavy-Duty Specification Grade

### Features and Benefits

- Pilot light and lighted handle switches provide top performance in punishing industrial applications
- Lighted handle illuminated when load is OFF. Pilot light toggle illuminated when load is ON
- 120 and 277V versions in single pole and 3-way
- Fully enclosed switch mechanism in rugged housing for strength, track and arc resistance
- Self-grounding clip (self grounding when used with a grounded metal wallbox)
- Backed by a limited 10-year warranty

### Back and Side Wired Toggle Switches — Pilot Light FED SPEC

Rating		15A-120VAC	20A-120VAC	20A-277VAC	30A-120VAC
Description	Color	Cat. No.	Cat. No.	Cat. No.	Cat. No.
Single Pole	Clear	1201-PLC	1221-PLC	1221-7PC	3031-PLC
	Red	1201-PLR	1221-PLR	1221-7PR	3031-PLR
	Green	1201-PLG	1221-PLG	—	—
Double Pole	Clear	—	1222-PLC	—	3032-PLC
	Red	1202-PLR	1222-PLR	1222-7PR	3032-PLR
	Green	—	1222-PLG	—	—
3-Way	Clear	1203-PLC	1223-PLC	—	—
	Red	1203-PLR	1223-PLR	1223-7PR	—
	Green	1203-PLG	1223-PLG	—	—



1201-PLC

### Back and Side Wired Toggle Switches — Lighted Handle FED SPEC

Rating		15A-120VAC	20A-120VAC	20A-277VAC	30A-120VAC
Description	Color	Cat. No.	Cat. No.	Cat. No.	Cat. No.
Single Pole	Clear	1201-LHC	1221-LHC	1221-7LC	—
	White	1201-LHW	1221-LHW	1221-7LW	—
	Ivory	1201-LHI	1221-LHI	1221-7LI	3031-LHI
	Red	—	1221-LHR	—	—
3-Way	Clear	1203-LHC	1223-LHC	1223-7LC	—
	White	1203-LHW	1223-LHW	1223-7LW	—
	Ivory	1203-LHI	1223-LHI	1223-7LI	—
	Red	—	1223-LHR	—	—



1222-PLR



1223-LHW



## Extra Heavy-Duty Specification Grade Key Locking Switches

### Features and Benefits

- Heavy-Duty key-operated locking mechanism for maximum tamper-proof operation in schools, institutions, public housing, trailer parks, loading docks, freight yards and other areas
- Chrome lock dome with 2 keys provided per switch
- Large, combination head terminal screws with external clamps
- Triple-combination mounting screws for fast, easy installation
- Heavy-gauge rust-resistant mounting strap with steel grounding screw and self-grounding clip (self grounding when used in a properly grounded metal wallbox)
- Key removable in ON and OFF positions
- Backed by a limited 10-year warranty

### Key Locking Switches

Rating	20A-120/277VAC		
Description	Color	Cat. No.	
Single Pole Key Lock Power Switch, 2 keys provided	Chrome	1221-2KL	
Double Pole Key Lock Power Switch, 2 keys provided	Chrome	1222-2KL	
3-Way Key Lock Power Switch, 2 keys provided	Chrome	1223-2KL	
4-Way Key Lock Power Switch, 2 keys provided	Chrome	1224-2KL	
Replacement Keys, 2 per pack	—	2KL	

Note: Key Lock Power Switches are not recommended for use on Master or Emergency Power Systems



FD/Deep Wallbox

### Wallplates and Wallboxes

Description	Cat. No.
302 Stainless Steel comes with tamper-resistant screws and spanner tool	
FD or deep wallbox recommended minimum internal depth	
2 3/4" single cover/gang adapter extends shallow wallbox	
Use with stainless wallplate	
1-Gang	84071-40
2-Gang	84072-40
3-Gang	84073-40



84071-40



1221-2KL w/two keys



#### Related Products

Find the right wallplate for any application. **See section S for Wallplates & Covers.**

## Lev-Lok® Modular Switches

The revolutionary Lev-Lok® Modular Wiring Device System consists of a wiring module (locking connector with leads) and a rugged wiring device (receptacle or switch) with solid brass locking connection pins. By placing the wiring module over the device's locking pins and twisting clockwise, the connection is secured. Leviton's modular devices address the reliability and performance concerns of specification engineers without sacrificing contractors' needs for fast, easy installation.

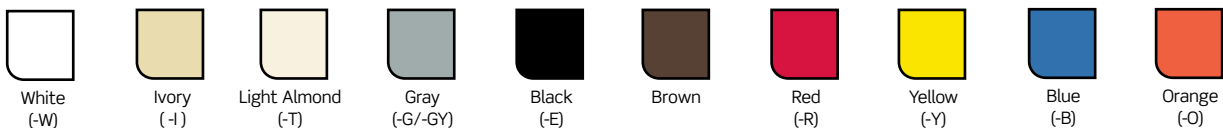
### Features and Benefits

- Devices constructed with impact-resistant thermoplastic nylon cover and body
- Four corner latches securely fasten the device's face to the body
- Solid brass locking pins for strong, secure connection between device and wiring module
- Wiring module locks and latches to the device
- Wiring module ships with protective cover, preventing debris from entering contacts until device is attached
- Modules have factory-installed circuit ID label. Electricians can save a step by labeling device locations during rough-in
- Switch covers are color-coded for easy identification of amp rating
- Backed by a limited 10-year warranty

### Lev-Lok® Wiring Modules

Device Type	Description	Cat. No.
Single Pole Switches	Stranded Wire Leads (Black)	MSPSW-ST
	Solid Wire Leads (Black)	MSPSW-SD
3-Way Switches	Stranded Wire Leads #12 with 4 port Push In wire connectors on all wires [Ground wire connector to be color coded Green] (Black, Red, Red, Green)	M3WSW-ST
	Stranded Wire Leads #12 for 277V Lighting Applications (Brown, Yellow, Yellow, Green)	M3WSW-SD

**Color Choices** Lev-Lok® devices are offered in a wide range of colors. To order colors, add suffix to Cat. No.



Lev-Lok® Extra Heavy-Duty Grade Modular Switches			
Rating	15A-120/277VAC		20A-120/277VAC
Description	Color	Cat. No.	Cat. No.
Standard Toggle, Single Pole	White	M1201-W	M1221-W
	Ivory	M1201-I	M1221-I
	Light Almond	—	M1221-T
	Gray	M1201-GY	M1221-GY
	Black	—	M1221-E
	Brown	M1201	M1221
	Red	M1201-R	M1221-R
Standard Toggle, Single Pole, Antimicrobial Treated	White	—	AM120-W
	Ivory	—	AM120-I
	Gray	—	AM120-GY
	Red	—	AM120-R
Illuminated Toggle, Single Pole	White	M1201-LHW	M1221-LHW
	Ivory	M1201-LHI	M1221-LHI
	Clear	M1201-LHC	M1221-LHC
Tamper-Resistant Key†, Single Pole	White	—	M1221-WL
	Ivory	M1201-IL	M1221-IL
	Gray	—	M1221-GL
	Brown	M1201-L	M1221-L
	Red	—	M1221-RL
Standard Toggle, 3-Way Switches	White	M1203-W	M1223-W
	Ivory	M1203-I	M1223-I
	Light Almond	—	M1223-T
	Gray	M1203-FGY	M1223-GY
	Black	—	M1223-E
	Brown	M1203	M1223
	Red	M1203-R	M1223-R
Standard Toggle, 3-Way, Antimicrobial Treated	White	—	AM320-W
	Ivory	—	AM320-I
	Gray	—	AM320-GY
	Red	—	AM320-R
Illuminated Toggle, 3-Way Switches	White	M1203-LHW	M1223-LHW
	Ivory	M1203-LHI	M1223-LHI
	Clear	M1203-LHC	M1223-LHC
Tamper-Resistant Key†, 3-Way Switches	White	—	M1223-WL
	Ivory	M1203-IL	M1223-IL
	Gray	—	M1223-GL
	Brown	M1203-L	M1223-L
	Red	—	M1223-RL
†Replacement Key for Tamper-Resistant Key	55500-PRT		



M1221-I



M5633-W

Lev-Lok® Decora Plus™ Switches					
Rating	Color	15A	15A	20A	20A
		120/277VAC Standard	120/277VAC Illuminated	120/277VAC Standard	120/277VAC Illuminated
Description	Color	Cat. No.	Cat. No.	Cat. No.	Cat. No.
Heavy-Duty Industrial Specification Grade Single-Pole	White	M5691-W	—	M5621-W	M5631-W
	Ivory	M5691-I	—	M5621-I	M5631-I
	Light Almond	M5691-T	—	M5621-T	M5631-T
	Gray	M5691-GY	—	M5621-GY	—
	Red	—	—	M5621-R	—
Heavy-Duty Industrial Specification Grade 3-Way	White	M5693-W	—	M5623-W	M5633-W
	Ivory	M5693-I	—	M5623-I	M5633-I
	Light Almond	M5693-T	—	M5623-T	M5633-T
	Gray	M5693-GY	—	M5623-GY	—
	Red	—	—	M5623-R	—

## Decora® Switches


Featuring a designer look and feel that qualify them as modern classics, Decora® rocker switches add so much at a modest cost that no fine home should be without them. Their sleek simplicity and smooth, quiet operation stem from quality materials fitted to tight tolerances and finished with great care, ensuring years of trouble-free service. Easy to wire, they work with tungsten, fluorescent and resistive loads. Their sturdy construction and dependable performance are everything you'd expect from the preeminent switch maker.

### Sample Decora® Switches



### Color Choices

Decora® switches are offered in a wide range of colors. To order colors, add suffix to Cat. No.



### Features and Benefits

#### All Decora® Switches

- Switch frame shields against dust and fits in wallplate to prevent rocker binding
- Terminal screws accept up to #12 AWG copper or copper-clad wire
- Quickwire push-in terminals accept #14 AWG solid copper wire only
- Sturdy construction for long service life
- Full-rated current capacity with tungsten, fluorescent or resistive loads. Motor capacity is 80% of switch rating
- Complements every décor
- Limited 2-year warranty



#### Illuminated Decora® Switches

- Illuminated switch rocker illuminates when load is OFF
- Pilot Light switch rocker visible when load is ON, even in bright light
- Illuminated switch does not require a neutral; Pilot light switch requires a neutral



#### Imprinted Decora® Switches

- Stock Decora® switches available with choice of three imprints on rocker: FAN, DISPOSAL, OIL BURNER



Quickwire and Side Wired Switches*  			
Rating		15A-120/277VAC w/Ground Screw	15A-120/277VAC Self-grounding w/Ground Screw*
Description	Color	Cat. No.	Cat. No.
Single Pole	White	5601-2W	5601-P2W
	Ivory	5601-2I	5601-P2I
	Light Almond	5601-2T	5601-P2T
	Gray	5601-2GY	5601-P2G
	Black	5601-2E	5601-P2E
	Brown	5601-2	5601-P02
Double Pole	White	5602-2W	—
	Ivory	5602-2I	—
	Light Almond	5602-2T	—
	Black	5602-2E	—
3-Way	White	5603-2W	5603-P2W
	Ivory	5603-2I	5603-P2I
	Light Almond	5603-2T	5603-P2T
	Gray	5603-2GY	5603-P2G
	Black	5603-2E	5603-P2E
	Brown	5603-2	5603-P02

\*Self-grounding when installed in a properly grounded metal box

Back and Side Wired Switches*  			
Rating		15A-120/277VAC w/Ground Screw	15A-120/277VAC Self-grounding w/Ground Screw*
Description	Color	Cat. No.	Cat. No.
4-Way	White	5604-2W	—
	Ivory	5604-2I	—
	Light Almond	5604-2T	—
	Gray	5604-2GY	—
	Black	5604-2E	—
	Brown	5604-2	—

\*Self-grounding when installed in a properly grounded metal box



5601-P2W



5603-2E



5604-2W

**Decora® Switches**

Quickwire and Side Wired — Illuminated*			
Rating		15A-120VAC w/Ground Screw	
Description	Color	Cat. No.	
Single Pole	White	5611-2W	
	Ivory	5611-2I	
	Light Almond	5611-2T	
3-Way	White	5613-2W	
	Ivory	5613-2I	
	Light Almond	5613-2T	
4-Way	White	5614-2W	
	Ivory	5614-2I	
	Light Almond	5614-2T	

\*Lens illuminated when load is OFF — does not require a neutral wire



5611-2W

Quickwire and Side Wired — Imprinted			
Rating		Stock	15A-120/277VAC w/Ground Screw
Description	Color	Messages	Cat. No.
Single Pole	White	DISPOSAL	5601-Z2W
		ON/OFF	5601-X2W
	Light Almond		5601-X2T

Note: For Quickwire and Side Wired Molded made to order products, contact your Leviton sales representative



5601-Z2W

## Decora Plus™ AC Quiet Commercial Specification Grade Rocker Switches

Decora Plus™ devices combine designer styling with all the benefits of rugged commercial grade construction. The robust product offering includes: single pole, double pole, 3- and 4-way switches, momentary and maintained contact switches, as well as pilot light and illuminated switches.

### Features and Benefits

- Engineered for fine tolerances and top performance
- Decora Plus™ switches feature impact resistant thermoplastic construction for long service life
- All Decora® devices meet or exceed applicable UL, CSA and NOM testing standards

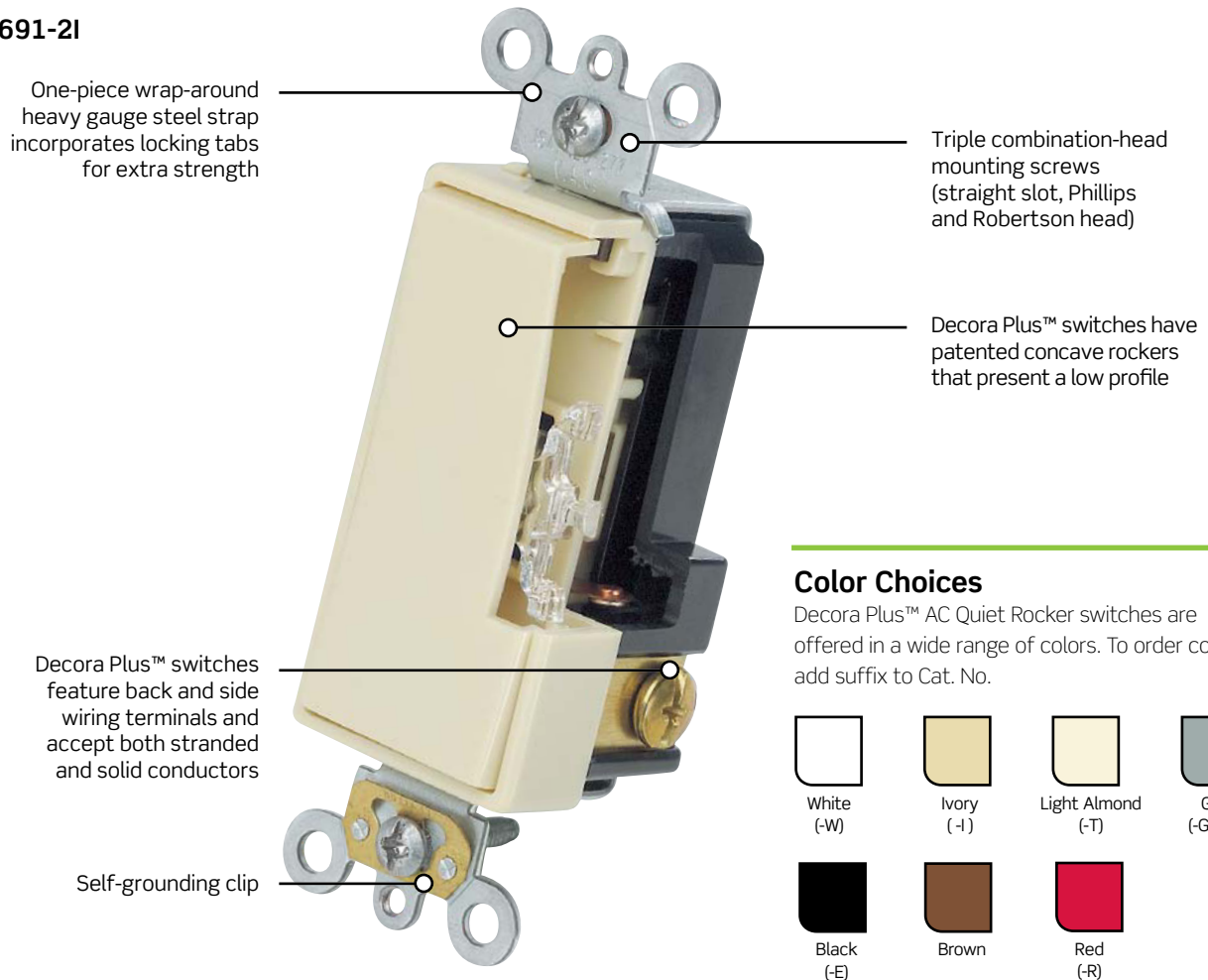
### AC Quiet Rocker Switches

- Full rated current capacity with tungsten, fluorescent or resistive loads. Motor capacity is 80% of switch rating
- Back and side wiring terminals accept both solid and stranded wire to ease installation
- Architecturally-styled smooth-action concave rocker
- Heavy-duty impact-resistant thermoplastic construction for long service life in commercial applications
- Two ground connection options: a green grounding screw and a self-grounding clip
- Backed by a limited 10-year warranty

### Canadian Switches

- Canadian Decora® wallplates available in a number of colors and fit “Commander Type” boxes

### 5691-2I



## Decora Plus™ AC Quiet Commercial Specification Grade Rocker Switches

B  
Switches & Motor Controls

Back and Side Wired			
Rating		15A-120/277VAC	20A-120/277VAC
Description	Color	Cat. No.	Cat. No.
Single Pole	White	5691-2W	5621-2W
	Ivory	5691-2I	5621-2I
	Light Almond	5691-2T	5621-2T
	Gray	5691-2GY	5621-2GY
	Black	5691-2E	5621-2E
	Brown	5691-2	5621-2
	Red	—	5621-2R
Double Pole	White	—	5622-2W
	Ivory	—	5622-2I
	Light Almond	—	5622-2T
	Gray	—	5622-2GY
	Black	—	5622-2E
3-Way	White	5693-2W	5623-2W
	Ivory	5693-2I	5623-2I
	Light Almond	5693-2T	5623-2T
	Gray	5693-2GY	5623-2GY
	Black	5693-2E	5623-2E
	Brown	5693-2	5623-2
	Red	—	5623-2R
4-Way	White	—	5624-2W
	Ivory	—	5624-2I
	Light Almond	—	5624-2T
	Gray	—	5624-2GY
	Brown	—	5624-2



5691-2GY



5693-CI

Back and Side Wired — Canadian			
Rating		15A-347VAC	20A-347VAC
Description	Color	Cat. No.	Cat. No.
Single Pole	White	5691-CW	5621-CW
	Ivory	5691-CI	5621-CI
	Light Almond	—	5621-CT
	Gray	5691-CG	—
	Black	5691-CE	—
	Red	5691-CR	—
3-Way	White	5693-CW	5623-CW
	Ivory	5693-CI	5623-CI
	Light Almond	—	5623-CT
	Gray	5693-CG	5623-CG
	Black	5693-CE	—
4-Way	White	5694-CW	5624-CW



## Decora Plus™ Maintained and Momentary Contact Switches

### Features and Benefits

- Full rated current capacity with tungsten, fluorescent or resistive loads. Motor capacity is 80% of switch rating
- Wrap-around heavy-gauge strap with locking tabs for added strength
- Back and side wiring terminals accept both solid and stranded wire to ease installation
- Backed by a limited 10-year warranty

### Back and Side Wired — Maintained Contact

Rating		15A-120/277VAC
Description	Color	Cat. No.
Single Pole,	White	5685-2W
Double Throw,	Ivory	5685-2I
Center Off	Light Almond	5685-2T
	Gray	5685-2GY
	Black	5685-2E
Single Pole,	White	5685-W
Double Throw,		
Center Off,		
Marked with		
“High” “Low” “Off”		
Double Pole,	White	5686-2W
Double Throw,	Ivory	5686-2I
Center Off	Light Almond	5686-2T



5686-2I

### Back and Side Wired — Momentary Contact

Rating		15A-120/277VAC
Description	Color	Cat. No.
Single Pole,	White	5655-2W
Single Throw	Ivory	5655-2I
	Light Almond	5655-2T
	Black	5655-2E
Single Pole,	White	5657-2W
Double Throw,	Ivory	5657-2I
Center Off	Light Almond	5657-2T
	Gray	5657-2GY
	Black	5657-2E
	Brown	5657-2



5657-2W

## Decora Plus™ Commercial Specification Grade Illuminated and Pilot Light Switches

### Features and Benefits

- Illuminated when load is OFF
- Pilot Light rocker visible when load is ON, even in bright light
- Back and side wiring terminals accept both solid and stranded wire to ease installation
- Two ground connection options: a green grounding screw and a self-grounding clip

### Back and Side Wired — Illuminated\*

Rating	20A-120VAC		20A-277VAC
Description	Color	Cat. No.	Cat. No.
Single Pole	White	5631-2W	5649-2W
	Ivory	5631-2I	—
	Light Almond	5631-2T	—
	Black	5631-2E	—
3-Way	White	5633-2W	5659-2W
	Ivory	5633-2I	—
	Light Almond	5633-2T	—

\*Does not require a neutral wire



5631-2W

### Back and Side Wired — Pilot Light\*\*

Rating	20A-120VAC		20A-277VAC
Description	Color	Cat. No.	Cat. No.
Single Pole	White	5628-2W	5629-2W
	Ivory	5628-2I	—
	Light Almond	5628-2T	—
	Brown	5628-2	—
3-Way	White	5638-2W	5639-2W
	Ivory	5638-2I	—

\*\*Requires a neutral wire



5628-2T



5638-2W

### Antimicrobial Treated Devices

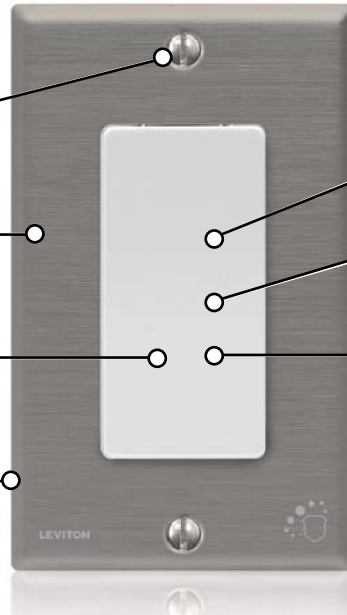
To combat the spread of germs, Leviton has developed an antimicrobial solution that works to reduce the growth of bacteria on our switches and wallplates. By incorporating a silver ion (Ag+) antimicrobial additive into the product material, these treated devices provide an extra layer of protection\*.

\*Independently lab tested and proven to inhibit 99.9% of bacterial growth, even after the use of harsh cleaning agents

#### 84401-A40 (Wallplate)

##### Wallplate Features

- Mounting screws protected with antimicrobial polyurethane powder coating
- Stainless Steel wallplate protected with antimicrobial polyurethane powder coating
- Available in 1- or 2-gang configurations
- Powder coating resists fingerprints and has been tested to ISO 7784.2 for durability



#### A5621-2W (Switch)

##### Switch Features

- 20A, 120/277VAC
- Rocker material embedded with silver ion antimicrobial additive
- Available in single pole and three-way configurations

Note: Switch and wallplate sold separately

### Features and Benefits

#### New Frameless Design Eliminates Areas Most Prone to Dirt and Grime Buildup, Contributing to a Cleaner Look

- Antimicrobial material has been tested to show a consistent {3 log (>99.9%)} microbial reduction rate against a broad range of bacteria pursuant to the JIS Z 2801:2000 test protocol
- Listed UL Federal Specification WS896
- All Antimicrobial devices use silver ions (Ag+) as the antimicrobial agent in the product material
- Backed by a limited 10-year warranty\*\*

\*\*There are no other or implied warranties of any kind, including merchantability or fitness for a particular purpose. Please see [www.leviton.com/antimicrobial](http://www.leviton.com/antimicrobial) for more details

Antimicrobial Treated Devices — Single Pole		
Rating	20A-120/277VAC	
Description	Color	Cat. No.
Single Pole, Antimicrobial Protected	White	A5621-2W
	Ivory	A5621-2I
	Gray	A5621-2GY
	Red	A5621-2R

Antimicrobial Treated Devices — 3-Way		
Rating	20A-120/277VAC	
Description	Color	Cat. No.
3-Way, Antimicrobial Protected	White	A5623-2W
	Ivory	A5623-2I
	Gray	A5623-2GY
	Red	A5623-2R



### SPOTLIGHT

#### Antimicrobial Treated Devices

Antimicrobial Treated Devices by Leviton are made with an antimicrobial additive that helps protect the device from the growth of harmful bacteria. For more information visit [www.leviton.com/antimicrobial](http://www.leviton.com/antimicrobial).



#### Related Products

Find the right antimicrobial wallplate for your antimicrobial switch.

See pages S-3 and S-13 in the Wallplates & Covers section for more information.

## Appliance Switches

### Features and Benefits

#### Single Pole Pull Chain Switches

- Standard finish of metal chain is nickel
- Standard leads are #18 AWG 105°C plastic, 6" long, stripped 1/2"
- 3 3/4" chain connector, 3' braided cord, end bell
- Bushing 3/8 - 27 x 3/8" long
- Piercing 13/32" dia

#### Door Jamb Switch

- Bushing 15/32-32 x 9/16" long

#### Single Pole Pull Chain Switches

Rating	3A 125VAC-L	6A-125VAC	3A-250VAC	1/4 HP 125/250V
Description	Sequence			Cat. No.
Heavy Duty, Single Circuit, Black and Red Leads	ON-OFF (L1, OFF)			1689-75
Heavy Duty, Two Circuit, Four Positions, Black, Blue, Red Leads	LOW-MED-HIGH-OFF (L1, L2, L1 & 2, OFF)			1689-50
Heavy Duty, Two Speed, Four Positions, Black, Blue, Red Leads	ONE-OFF-TWO-OFF (L1, L2, L3, OFF)			1691-50



1689-75

Rating	3A-125V	1A-125VT	1A-250V	
Description	Sequence			Cat. No.
Compact, Single Circuit, Black Leads	ON-OFF			10097-8



10097-8

Rating	3A-125VAC-L	6A-125VAC	3A-250VAC	
Description	Sequence			Cat. No.
Compact, Single Circuit, Black Leads	ON-OFF			10041-500

#### Push-Button Door Jamb Switch

Rating	3A-125V			
Description	Sequence			Cat. No.
Single Circuit, Momentary, Metal Pushbutton, #18 AWG Leads, with Jamb Box, Mounting Screws and Cover Plate	NORMALLY ON			1865



1865

#### Feed-Through Cord Switch

Rating	3A-125V 1/2 HP 125V		
Description	Sequence	Color	Cat. No.
Heavy Duty, Single Pole, 18/2 - 16/2 Type SPT-1, SPT-2 or Round Cord 18/2, Type SVT and other cords up to 9/32" outer jacket	ON-OFF	White	5410-W
		Ivory	5410-I
		Brown	5410



5410-W

#### Miniature Feed-Through Cord Switch

Rating	3A-125V 1/2 HP 125V		
Description	Sequence	Color	Cat. No.
Miniature Single Pole, Captive Screw (for use with #18 ga. SPT-1 conductors)	ON-OFF	White	423-3W
		Ivory	423-3I
		Brown	423-3



423-3I



## Powerswitch® Manual Motor Controllers

Powerswitch® industrial grade AC Manual Motor Controllers provide safe, reliable control of a variety of motor loads. Suitable for use as motor disconnect\*, these switches are available for both single-phase and three-phase applications, with a continuous current rating at voltages up to 600 VAC and maximum horsepower ratings of 30hp. Metallic and non-metallic enclosures are available, including NEMA Type 1, Type 3R, and Type 4X, to suit a wide variety of applications.

\*30A & 40A only

### Component and Enclosed Switches

#### Features and Benefits

- All molded parts are thermoplastic to resist impact, chemicals, temperature, tracking and arcing
- Cam-driven mechanism enhances fast-make/ slow-break
- Listed to UL 60947-4-1 (formerly UL 508)
- Silver-alloy contacts for maximum conductivity and service life
- 30A and 40A switches feature external clamps for back and side wiring; 60A switches available in front-wire or back-wire versions
- Insulating barrier between terminals provide isolation between phases
- Nickel-plated brass mounting strap, terminal screw and external clamps for superior strength and corrosion resistance
- Oversized toggle provides positive actuation, even with gloved hand
- Short toggle versions (DSS) available in 30A and 40A for when shorter depth is required
- Backed by a Limited 10-Year Warranty

#### Component Switches — 30A, 40A, 60A



Component Switches — 30A, 40A and 60A			AC HP Rating				Toggle Type (Color)	Wiring	Cat. No.
Switch Type	Rating	Poles	120V	240V	480V	600V			
Manual Motor Controller, Suitable as Motor Disconnect	30A	2-Pole (1Ø)	2HP	5HP	10HP	15HP	Standard	Back/Side	MS302-DS
			Standard (White)	MS302-DSW					
			Short	MS302-DSS					
	3-Pole (3Ø)	3HP	7.5HP	15HP	20HP	Standard	MS303-DS		
		Standard (White)	MS303-DSW						
		Short	MS303-DSS						
40A	2-Pole (1Ø)	2HP	5HP	10HP	15HP	Standard	Back/Side	MS402-DS	
		3HP	7.5HP	15HP	20HP			MS403-DS	
		MS403-DSW							
Manual Motor Controller	60A	2-Pole (1Ø)	—	10HP	15HP	20HP	Standard	Back	MS602-BW
								Front	MS602-FW
		3-Pole (3Ø)	25HP	30HP	Back	MS603-BW			
			Front	MS603-FW					

Continued on next page

Continued from previous page

### Manual Motor Controllers

#### Enclosed Switches — 30A, 40A, 60A



#### Enclosed Switches — 30A, 40A and 60A

Switch Type	Rating	Poles	AC HP Rating				Toggle Type	Enclosure	Cat. No.
			120V	240V	480V	600V			
Manual Motor Controller, Suitable as Motor Disconnect	30A	2-Pole (1Ø)	2HP	5HP	10HP	15HP	Standard	Type 1 Metal	N1302-DS
							Pistol Grip	Type 3R Metal	N3302-DS
								Type 4X Non-Metallic	MS4X-302**^
		3-Pole (3Ø)	3HP	7.5HP	15HP	20HP	Standard	Type 1 Metal	N1303-DS
							Pistol Grip	Type 1 Non-Metallic	N1303-TDS
							Type 3R Metal	N3303-DS	
							Type 4X Non-Metallic	MS4X-303**^	
Manual Motor Controller	40A	2-Pole (1Ø)	2HP	5HP	10HP	15HP	Pistol Grip	Type 4X Non-Metallic	MS4X-402**^
									MS4X-403**^
		3-Pole (3Ø)	3HP	7.5HP	15HP	20HP			
Manual Motor Controller	60A	2-Pole (1Ø)	—	10HP	15HP	20HP	Pistol Grip	Type 3R Metal	N3602
		3-Pole (3Ø)	—		25HP	30HP			N3603

#### 30A, 40A and 60A Enclosures Only

Switch Type	Description	Used With	Cat. No.
Enclosure Only NEMA Type 1	Metal Gray Enclosure	30A	N13NC-DS
	Thermoplastic Black Enclosure*		N13NC-TDS
Enclosure Only NEMA Type 3R	Metal Gray Enclosure	30/40A	N33NC-DS
Enclosure Only NEMA Type 3R		40/60A	N36NC

\*Enclosure has black thermoplastic cover with steel box.

\*\*4X Enclosures are high impact Valox® in watertight enclosure rated 4X, 3R, 12K and IP67



### Welder Switch

#### 40A-600VAC — Motor Starting without Overload Protection

Switch Type	Pole	Phase	Description	Wiring Position	AC HP Rating	
					250V	Cat. No.
Welder Switch	2P	—	Black Standard Toggle Switch	Back	5HP	WS402

## Powerswitch® Safety Disconnect Switches

Powerswitch® safety disconnect switches are designed for superior performance in food and beverage processing, manufacturing, marinas and shipyards, and OEM applications. Built to withstand the rigors of these harsh environments, these devices address the needs of safety, washdown, reduced downtime and code compliance, and are backed by a leading 3-year warranty.

### Stainless Steel Disconnect Switches

#### Features and Benefits

##### 30A, 60A, 80A, 100A, Non-Fused

- Type 304 stainless steel resists heat, corrosion and abuse
- Watertight, dust-tight, submersible and suitable for high pressure, high temperature washdown
  - IP66, IP67, IP68 and IP69K
  - UL 50E Type 3R, 4X, 12, 13
- Overmold handle provides firm grip, durability and withstands washdown

- Handle accommodates 3 padlocks for OSHA compliant lockout/tagout
- Removable cover door makes installation and servicing simple and quick
- NSF Certified for hygiene requirements in food & beverage processing
- ¾" standoff from mounting surface allows for easy cleaning

#### Safety Disconnect Switches



#### Stainless Steel Disconnect Switches (Non-Fused) — 30A, 60A and 80A

		AC HP Rating							
		Single Phase				Three Phase			
Description	Amp	120VAC	208 to 240VAC	480VAC	600VAC	208 to 240V	480VAC	600VAC	Cat. No.
Non-Fused	30A	2HP	5HP	5HP	5HP	10HP	20HP	25HP	MDS3-AX
	60A		10HP	20HP	20HP	20HP	40HP	40HP	MDS6-AX
	80A								MDS8-AX
Non-Fused w/ Auxiliary Contact	30A	2HP	5HP	5HP	5HP	10HP	20HP	25HP	MDS3-AC
	60A		10HP	20HP	20HP	20HP	40HP	40HP	MDS6-AC
	80A								MDS8-AC

#### Stainless Steel Disconnect Switches (Non-Fused) — 100A

		AC HP Rating										
		Single Phase						Three Phase				
Description	Amp	120VAC	220 to 240VAC	277VAC	440 to 480VAC	550 to 600VAC	110 to 120VAC	220 to 240VAC	240VAC	440 to 480VAC	550 to 600VAC	Cat. No.
Non-Fused	100A	7.5HP	20HP	25HP	30HP	30HP	15HP	40HP	30HP	60HP	50HP	MDS1-AX
Non-Fused w/ Auxiliary Contact	100A	7.5HP	20HP	25HP	30HP	30HP	15HP	40HP	30HP	60HP	50HP	MDS1-AC

Continued on next page

Continued from previous page

### Non-Metallic Disconnect Switches

#### Features and Benefits

##### 30A, 60A, 100A, Fused & Non-Fused

- PBT enclosure resists impact, abuse and corrosion
- Watertight, dust-tight, submersible and suitable for high pressure, high temperature washdown
  - IP66, IP67, IP68, IP69 and IP69K
  - UL 50E Type 3R, 4, 4X, 6P, 12, 13
- Overmold handle provides firm grip, durability and withstands washdown
- Handle accommodates 3 padlocks for OSHA compliant lockout/tagout
- 200kA SCCR when protected by Type J Fuse
- NSF Certified for hygiene requirements in food & beverage processing
- Operating temperature ranges from -40 °C to 75 °C
- Captive, triple head cover screws constructed of stainless steel

#### Safety Disconnect Switches



#### Non-Metallic Disconnect Switches (Fused and Non-Fused) — 30A, 60A and 100A

Description		AC HP Rating							Cat. No.
		Single Phase				Three Phase			
		Amp	110VAC	208 to 240VAC	480VAC	600VAC	208 to 240V	480VAC	
Non-Fused	30A	2HP	5HP	5HP	5HP	10HP	20HP	25HP	LDS30-AX
Fused			3HP	3HP	3HP	7.5HP	15HP	20HP	LDS30-FAX
Non-Fused w/ Auxiliary Contact			5HP	5HP	5HP	10HP	20HP	25HP	LDS30-AC
Non-Fused	60A	2HP	10HP	10HP	10HP	20HP	40HP	40HP	LDS60-AX
Fused			7.5HP	7.5HP	7.5HP	15HP	30HP	50HP	LDS60-FAX
Non-Fused w/ Auxiliary Contact			10HP	10HP	10HP	20HP	40HP	40HP	LDS60-AC
Non-Fused	100A	7.5HP	20HP	30HP	30HP	40HP	60HP	50HP	LDS10-AX
Fused			5HP	15HP	15HP	30HP		75HP	LDS10-FAX
Non-Fused w/ Auxiliary Contact			7.5HP	20HP	30HP	30HP		40HP	50HP

Continued on next page

Continued from previous page

## Disconnect Switches Accessories

Auxiliary Contacts	
Non-Fused Auxiliary Contact, Normally Open, 30/60/80A	AUXNO
Non-Fused Auxiliary Contact, Normally Closed, 30/60/80A	AUXNC-NF
Fused Auxiliary Contact, Normally Open, 30A	AUXNO-F1
Fused Auxiliary Contact, Normally Closed, 30A	AUXNC-F1
Fused Auxiliary Contact, Normally Open, 60/100A	AUXNO-F2
Fused Auxiliary Contact, Normally Closed, 60/100A	AUXNC-F2
Non-Fused Auxiliary Contact, Early Break, 100A	AUXNO-NF1
Fused Replacement Switches	
Non-Fused Replacement Switch 30A	30ASW
Non-Fused Replacement Switch 60/80A	6080A-NF
Non-Fused Replacement Switch 100A	100SW-NF
Fused Replacement Switch 30A	30ASW-F
Fused Replacement Switch 60A	60ASW-F
Fused Replacement Switch 100A	100SW-F
Conduit Hubs	
3/4" Stainless Steel Conduit Hub	SSHUB
3/4" Conduit Hub	HUB-34
1" Conduit Hub	HUB-100
1-1/4" Conduit Hub	HUB-114
1-1/2" Conduit Hub	HUB-112
2" Conduit Hub	HUB-200
Handles	
Replacement Handle	HNDLE
Mounting Feet, Breather Drain	
Mounting Feet	MOUNT-LDS
Breather Drain	DNPLG



# Switched Enclosures

EDSR-23 and MIDSER-23 | Industrial



Continued from previous page

## Switched Enclosures

Our switched enclosure devices combine a 30A, non-fused safety disconnect switch and a NEMA locking receptacle in the same enclosure for easier installation and maintenance. These disconnect switches with receptacles are non-metallic, watertight and are engineered to enhance safety and performance for critical power control installations.

### MIDSER-23

Drill points and ample space provided for bottom or top conduit entry (conduit hub not included)

Place receptacle amperage and voltage label here

Impact resistant, non-conductive Valox® thermoplastic housing and handle

Housing material has UL94 V-0 self-extinguishing flammability rating

Interlock mechanism prevents receptacle from being energized when handle is down; constrains plug when up

Stainless steel cover screws won't fall out when cover is open

Ground buss

Neutral buss

DIN Rail-Mounted, IEC non-fused 30A switch mechanism

One factory installed auxiliary contact (normally open — 10A). Additional auxiliary contacts available (normally closed — 10A). Early make, late break contacts

Accepts 20A or 30A, up to 600V, Leviton V-0-MAX™ or any competitive NEMA locking flush receptacle (sold separately)

Bottom-hinged mechanism pivots 180° for easy access during installation and maintenance

Factory installed cover gasket

B  
Switches & Motor Controls

Continued on next page

Continued from previous page

### Switched Enclosures

#### Features and Benefits

- Meet the requirements of outdoor/indoor installations, conforming to IP 66, UL Standard 50 and NEMA environmental ratings of 4X, 12K only when used in conjunction with Leviton Wetguard® plugs
- Meets the requirements of outdoor/indoor installations conforming to IP 54 and NEMA 3R with standard locking NEMA plugs and receptacles with cover closed when not in use
- For use with 20A-30A NEMA locking receptacles up to 600V (sold separately)
- Provide ON-OFF switched control for a connected load
- Lockout capability in compliance with OSHA Lockout/Tagout Regulation 29 CFR Part 1910.147 (in the OFF position) with an acceptable padlock/shackle, thereby assuring the connected equipment cannot be energized
- Auxiliary contact open prior to the line contacts for pilot duty switching
- Backed by a limited 2-year warranty
- Suitable for use on circuits capable of delivering not more than 10,000 RMS symmetrical amperes
- Certified to UL 231 and UL 686, UL 98 Fused, UL 60947-4-1 Non-Fused, CSA C22.2 CE, IEC 60309-1 and 60309 2 standards

#### Switched Enclosure Devices

Description	Amps	Max Voltage	Short Circuit Current Withstand	Cat No.
Enclosed Disconnect Switch with Receptacle Bracket	30	600VAC	10,000A	EDSR-23
Mechanically Interlocked Disconnect Switch with Receptacle Bracket	30	600VAC	10,000A	MIDSR-23

#### Maximum HP Ratings as Per UL 60947-4-1

Volts	EDSR-23 Non-Fused	MIDSR-23 Non-Fused
120VAC	2	2
208VAC	5	5
240VAC	5	5
480VAC	10	10
600VAC	N/A	N/A
3ØY 120/208VAC	10	10
3Ø 240VAC	10	10
3Ø 480VAC	20	20
3Ø 600VAC	25	25



EDSR-23




MIDSR-23

Continued on next page

Continued from previous page

## EDSR-23 and MIDSR-23 30A 600VAC Mechanically Interlocked Disconnect Switch with Receptacle Bracket

### Accessories included:



## Straight Blade Devices

# C

15 & 20 Amp Devices .....	C-2
Traditional Receptacles .....	C-3
CO/ALR Receptacles .....	C-5
Floor Box Devices .....	C-23
Floor Box Assemblies .....	C-25
Dual Voltage Receptacles .....	C-27
Decora® Receptacles .....	C-28
Lev-Lok® Modular Wiring Device System .....	C-37
Lev-Lok® Modular Receptacles .....	C-38
Snap-In Devices .....	C-54
Electrical Accessories .....	C-55
Plugs & Connectors, Flanged Inlets & Outlets ..	C-57
Black & White® Industrial Grade Devices .....	C-60
Wetguard® Watertight Plugs, Connectors, Inlets, Outlets & Receptacles .....	C-66
Wetguard® FD Box System .....	C-69
Wetguard® Switch Cover, Plate and Replacement Covers .....	C-72
Dustguard® .....	C-73
Rhino-Hide® NEMA Wiring Devices .....	C-74
Python® Hinged Devices .....	C-76
Midget Devices .....	C-77
Integrated Power .....	C-78
30, 50 & 60 Amp Power Devices .....	C-79





## 15A & 20A Devices

Leviton offers a large selection of 15 and 20 Amp devices including residential, commercial and industrial grade receptacles, plugs and connectors; snap-in devices; as well as flanged inlets and outlets.

### Sample 15A & 20A Devices



C  
Straight Blade Devices



## Traditional Receptacles

Leviton's comprehensive line of traditional receptacles includes devices rated for all residential applications in a variety of standard configurations and colors.

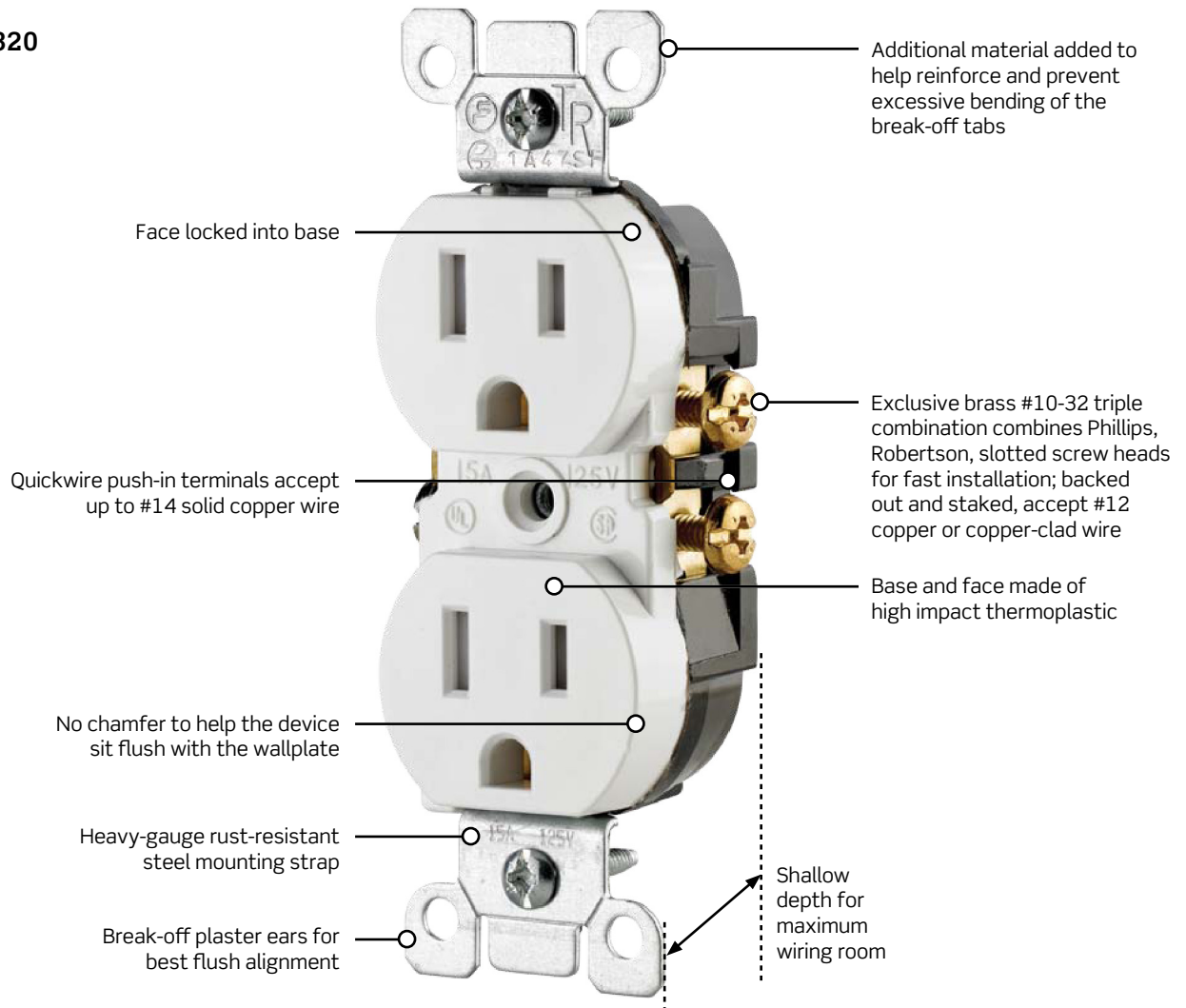
### Features and Benefits

- TR symbol on residential receptacles assures they meet the latest NEC requirements for tamper-resistant receptacles
- Ultrasonic welding, heavy-duty construction offers long, trouble-free service life

### 20 Amp

- Terminal Screw accepts up to #10 AWG copper

### T5320



**Color Choices** Residential straight blade devices are offered in a wide range of colors. To order colors, add suffix to Cat. No.



## Residential Grade Receptacles

### Features and Benefits

#### Quickwire Push-In and Side Wired Receptacles

- Terminal screws accept up to #12 copper or copper-clad wire
- Quickwire push-in terminals accept #14 solid copper wire only
- Double-wipe power contacts for maximum conductivity and plug retention
- Thermoplastic construction
- Heavy-gauge, rust-resistant steel mounting strap
- Shallow design for maximum wiring room
- Break-off plaster ears for best flush alignment
- Captive mounting screws
- Additional material added to strap to help reinforce and prevent excessive bending of the break off tabs
- Break-off tabs allow easy two-circuit conversion
- Backed by a limited 2-year warranty

#### Tamper-Resistant Receptacles

- Shutter mechanism inside the receptacle blocks access to the contacts unless a two-prong plug is inserted, helping ensure hairpins, keys, etc., will be locked out
- TR symbol on strap assures they meet the latest NEC requirements
- Ultrasonic heavy-duty construction on most devices offers long, trouble-free service life

#### 20A

- Terminal screw accepts up to #10 AWG copper
- Side wired only

### Quickwire and Side Wired

Rating	15A-125V	20A-125V	
NEMA			
	5-15R	5-20R	
Description	Color	Cat. No.	Cat. No.
Duplex	White	5320-W	—
	Ivory	5320-I	—
	Light Almond	5320-T	—
	Black	5320-E	—
	Brown	5320	—
Duplex, Tamper-Resistant	White	T5320-W	—
	Ivory	T5320-I	—
	Light Almond	T5320-T	—
	Black	T5320-E	—
	Brown	T5320	—
Duplex, Self-Grounding*	White	5320-SW	—
	Ivory	5320-SI	—
	Light Almond	5320-ST	—
	Brown	5320-S	—
Duplex, Tamper-Resistant, Self-Grounding*	White	T5320-SW	—
	Ivory	T5320-SI	—
	Light Almond	T5320-ST	—
Duplex, Tamper- and Weather-Resistant	White	W5320-T0W	W5820-T0W
	Ivory	W5320-T0I	—
	Gray	W5320-T0G	—
Duplex, Tamper-Resistant, 8-hole Quickwire with Ground Screw	White	T5248-WCP	—
	Ivory	T5248-ICP	—
	Brown	T5248-CP	—
Duplex Tamper-Resistant, Self-Grounding*, No Quickwire	White	—	T5820-W
	Ivory	—	T5820-I
	Light Almond	—	T5820-T
	Gray	—	T5820-GY
	Black	—	T5820-E
	Brown	—	T5820



T5320-W



W5320-T0W







T5820-W

\*Self-Grounding when installed in a properly grounded metal wallbox.  
Note: Please consult factory for duplex receptacles, less plaster ears

Continued on next page

Continued from previous page

Side Wired  		
<b>Rating</b>		<b>15A-125V</b>
NEMA		 5-15R
Description	Color	Cat. No.
Duplex, on 4" Cover	Brown	1228
Clock Hanger, Flush Mount with Square Recess with Ground Screw	White	688-W
	Ivory	688-I
	Light Almond	688-T
One-Gang Recessed Duplex Receptacle	White	689-W
	Ivory	689-I
	Black	689-E
	Light Almond	689-T
Two-Gang Recessed Duplex Receptacle w/Openings for 6 Quickport® Modules	White	690-W
	Ivory	690-I
	Black	690-E
	Light Almond	690-T
<b>Rating</b>		<b>15A-125V</b>
NEMA		 1-15R
Description	Color	Cat. No.
Duplex, Non-Grounded, Plastic Ears*	White	223-W
	Ivory	223-I
	Brown	223
Duplex, T-Slot, Non-Grounded (not UL listed; for replacement use only)*	Ivory	5000

CSA Certified except where indicated by \*



688-W






223-I

Straight Blade Devices

## CO/ALR

These receptacles are specifically designed to work with aluminum conductors and are identified by a CO/ALR stamped on the device. The terminal screws are plated with the element indium which forms a gas-sealed connection with the aluminum wire, eliminating problems caused by oxidation.

Side Wired  		
<b>Rating</b>		<b>15A-125V</b>
NEMA		 5-15R
Description	Color	Cat. No.
CO/ALR Duplex, UL Listed for direct connection to #12 or #10 AWG aluminum conductors	White	12650-W
	Ivory	12650-I

Note: CO/ALR devices are for connection to #12 or #10 AWG Aluminum Conductors



12650-W



### Related Products

Leviton also offers superior quality recessed devices. **See pages P-27 to P-28 in the Connected Home section for more information.**



### Wallplates

Find the right wallplate for any application. **See section S for Wallplates & Covers.**

# Traditional Receptacles

15A, 20A | Commercial



## Commercial Spec Grade Receptacles

Leviton offers a large selection of 15 and 20 Amp commercial spec grade receptacles, including Decora® devices\* available in a wide variety of colors, wiring options and other features. Leviton's commercial receptacles are manufactured to withstand the demands of commercial and institutional applications. These commercial receptacles provide long-lasting service life and are a cost-saving alternative to the industrial devices.

### BR20-W


Back-wiring clamps accept up to #10 solid or stranded copper wire

Face locked into base

Zinc die-cast bushing for additional assembly security

Base and face made of high impact thermoplastic

Convenient washer-type break-off plaster ears for best flush alignment



Self-grounding clip staked on; will never fall off

External clamp type, back wiring

Easily accessible break-off tabs when split feed wiring is required; allows easy two-circuit conversion

Exclusive triple combination screw heads accepts Phillips, Robertson, and Slotted screw drivers for fast installation; backed out and staked, accept #10 copper or copper-clad wire

Heavy duty wraparound mounting strap locked into body

### Features and Benefits

- Manufactured to withstand the demands of commercial and institutional applications
- Heavy-duty brass power contacts for maximum conductivity and plug retention
- Shallow design for maximum wiring room in box
- UL Listed, CSA Certified and NOM Certified
- Meets NEMA WD-1 & 6, and ANSI standards
- Backed by a limited 10-year warranty

\*See page C-28 to C-36 for Decora® and Decora Plus™ devices

**Color Choices** Commercial straight blade devices are offered in a wide range of colors. To order colors, add suffix to Cat. No.



White (-W)



Ivory (-I)



Light Almond (-T)



Gray (-G/-GY)



Black (-E)



Brown









Yellow (-Y)



Orange (-O)

## Commercial Spec Grade Receptacles

Back and Side Wired, Self-Grounding  					
Rating		15A-125V	15A-250V	20A-125V	20A-250V
NEMA					
		5-15R	6-15R	5-20R	6-20R
Description	Color	Cat. No.	Cat. No.	Cat. No.	Cat. No.
Duplex	White	BR15-W	—	BR20-W	—
	Ivory	BR15-I	—	BR20-I	—
	Light Almond	BR15-T	—	BR20-T	—
	Gray	BR15-GY	—	BR20-GY	—
	Black	BR15-E	—	BR20-E	—
	Brown	BR15	—	BR20	—
Duplex, Tamper-Resistant	White	TBR15-W	—	TBR20-W	—
	Ivory	TBR15-I	—	TBR20-I	—
	Light Almond	TBR15-T	—	TBR20-T	—
	Gray	TBR15-GY	—	TBR20-GY	—
	Black	TBR15-E	—	TBR20-E	—
	Brown	TBR15	—	TBR20	—
Single	White	—	—	5891-W	—
	Ivory	5088-I	5089-I	—	5823-I
	Light Almond	5088-T	—	—	—
	Brown	5088	—	5891	5823
Single, Tamper-Resistant	White	T5015-W	—	T5020-W	—
	Ivory	T5015-I	—	T5020-I	—
	Light Almond	T5015-T	—	T5020-T	—
	Gray	T5015-GY	—	T5020-GY	—
	Black	T5015-E	—	T5020-E	—
	Brown	T5015	—	T5020	—
Single Recessed Receptacle, Stainless Steel with Hook on Wallplate, Tamper-Resistant	White	T5015-CHW	—	T5020-CHW	—
	Ivory	T5015-CHI	—	T5020-CHI	—
	Stainless Steel	T5261-CH	—	T5361-CH	—
Single Recessed Receptacle, Wallplate with removable cover, Tamper-Resistant	Brass	T5250-B	—	T5350-B	—



TBR20-W



T5020-W






T5361-CH





5585



5825-W

Back and Side Wired, Self-Grounding  		
Rating	15A-277V	
NEMA		
	7-15R	
Description	Color	Cat. No.
Duplex	Brown	5585

Universal (Europlug) Back and Side Wired, Self-Grounding		
Rating	15A-125/250V	
NEMA	 	
	5-15R CEE 7/16	
Description	Color	Cat. No.
Straight Blade and Europlug Duplex Receptacle	White	5825-W
	Ivory	5825-I
	Light Almond	5825-T
	Black	5825-E

Continued on next page



# Traditional Receptacles







15A, 20A | Commercial



Continued from previous page

## Commercial Spec Grade Receptacles

Straight Blade Devices

Side Wired, Self-Grounding  					
Rating		15A-125V	15A-250V	20A-125V	20A-250V
NEMA					
		5-15R	6-15R	5-20R	6-20R
Description	Color	Cat. No.	Cat. No.	Cat. No.	Cat. No.
Duplex	White	CR15-W	—	CR20-W	5822-W
	Ivory	CR15-I	5028-I	CR20-I	5822-I
	Light Almond	CR15-T	—	CR20-T	—
	Gray	CR15-GY	—	CR20-GY	—
	Black	CR15-E	—	CR20-E	—
	Brown	CR15	5028	CR20	5822
	Orange	—	—	CR20-O	—
Duplex, Smooth Face	White	CR015-W	—	CR020-W	—
	Ivory	CR015-I	—	CR020-I	—
	Gray	CR015-GY	—	CR020-GY	—
	Black	CR015-E	—	CR020-E	—
	Brown	CR015	—	CR020	—
Duplex, Tamper-Resistant	White	TCR15-W	—	TCR20-W	—
	Ivory	TCR15-I	—	TCR20-I	—
	Light Almond	TCR15-T	—	TCR20-T	—
	Gray	TCR15-GY	—	TCR20-GY	—
	Black	TCR15-E	—	TCR20-E	—
	Brown	TCR15	—	TCR20	—
Duplex, with Pigtail Leads*	White	5040-W	—	5340-W	—
	Ivory	5040-I	—	5340-I	—
	Gray	—	—	5340-GY	—
	Brown	—	—	5340	—
Duplex, with 6" Wire Leads, no Ground Lead and Self-Grounding clip	White	5040-CW	—	5340-CW	—
	Ivory	5040-CI	—	5340-CI	—
	Gray	5040-CGY	—	5340-CGY	—
Duplex, on 4" Cover*	Brown	5042	—	—	—
Single	White	5015-W	5029-W	5801-W	5821-W
	Ivory	5015-I	5029-I	5801-I	5821-I
	Light Almond	5015-T	—	5801-T	5821-T
	Brown	5015	5029	5801	5821
Single, Short Strap, Smooth Face	Black	5284-SS	5658-SS	5558-SS	5458-SS
Single, Short Strap, 8-32 Tapped Mounting Holes on 1 3/4" Centers	Black	5258-SS	—	—	—
Single, on 4" Cover	Brown	5059	—	—	—

CSA certified except where indicated by \*

Side Wired, Self-Grounding  		
Rating		20A-125/250V
NEMA		
		10-20R
Description	Color	Cat. No.
Single Receptacle	Brown	5032
	Ivory	5032-I

For matching plug 9151-N please see page C-61



TCR20-GY



CR20-GY



5040-CI



5658-SS

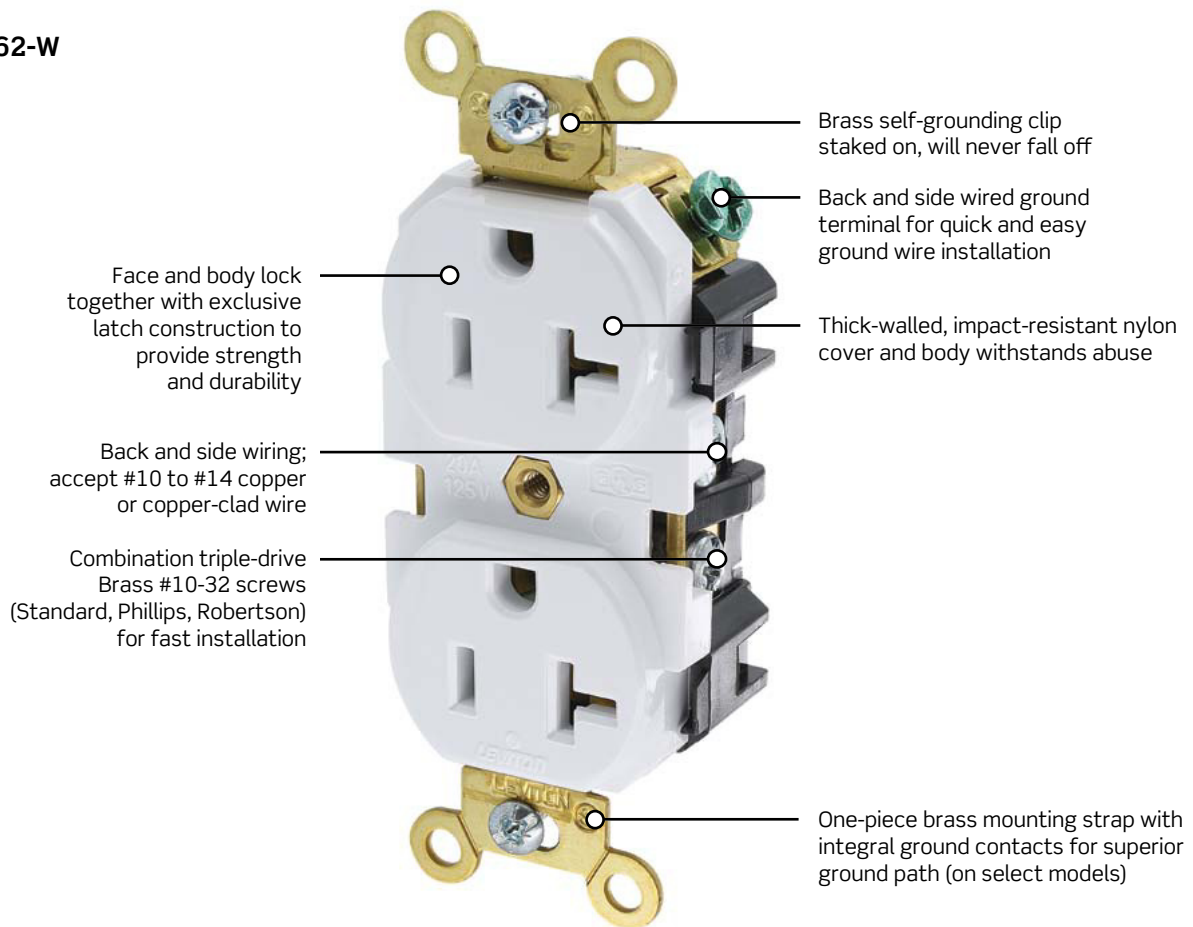


5032-I

## Industrial Grade Receptacles

Leviton's Industrial Grade Series receptacles withstand the rigors of the harshest environments, such as those found in factories, schools, and municipal buildings. These specification grade devices are the best choice where durability, safety and reliability are of utmost importance.

### 5362-W



Face and body lock together with exclusive latch construction to provide strength and durability

Back and side wiring; accept #10 to #14 copper or copper-clad wire

Combination triple-drive Brass #10-32 screws (Standard, Phillips, Robertson) for fast installation

Brass self-grounding clip staked on, will never fall off

Back and side wired ground terminal for quick and easy ground wire installation

Thick-walled, impact-resistant nylon cover and body withstands abuse

One-piece brass mounting strap with integral ground contacts for superior ground path (on select models)

### Features and Benefits

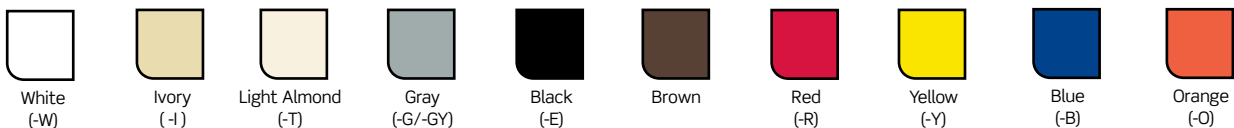
#### Heavy-Duty

- Impact-resistant thermoplastic nylon cover and body
- Smooth face does not collect dirt
- Four corner latches securely fasten face
- Large, triple-wipe, brass "T" contacts for superior contact and conductivity
- Back and side-wiring options
- Brass terminal screws to reduce conductor oxidation
- Break-off tabs for easy two-circuit conversion
- Apron barrier to prevent accidental contact between terminal screw heads and metal box
- Exclusive V-shaped, serrated back-wiring clamps for superior contact and conductivity
- Wire lead receptacles for fast and easy installation
- Fed Spec, W-C-596, UL Listed and CSA
- Backed by a limited 10-year warranty

\*See page C-28 to C-36 for Decora® and Decora Plus™ devices

Continued on next page

**Color Choices** Industrial straight blade devices are offered in a wide range of colors. To order colors, add suffix to Cat. No.



# Traditional Receptacles

15A, 20A | Industrial



Continued from previous page

## Industrial Spec Grade, Back and Side Wired/Wire Lead Receptacles

### Features and Benefits

#### Extra Heavy-Duty

- Thick-walled, impact-resistant nylon cover and body lock together with an exclusive four-corner latch mechanism, ensuring device maintains integrity even with heavy use
- One-piece brass strap with integral ground contacts provides a “clean” and safe ground path
- Heavy duty triple-wipe “T” contacts provide superior conductivity and service life
- Meets NEMA WD-1 & 6, and ANSI standards
- Fed Spec, W-C-596 rated, UL listed, CSA and NOM certified
- Backed by a limited 10-year warranty

### Back and Side Wired, Self-Grounding FED SPEC

Rating	15A-125V		20A-125V		
NEMA					
	5-15R	6-15R	5-20R	6-20R	
Description	Color	Cat. No.	Cat. No.	Cat. No.	Cat. No.
Heavy-Duty, Duplex	White	C5262-W	—	C5362-W	—
	Ivory	C5262-I	—	C5362-I	—
	Light Almond	C5262-T	—	C5362-T	—
	Gray	C5262-GY	—	C5362-GY	—
	Black	C5262-E	—	C5362-E	—
	Brown	C5262	—	C5362	—
	Red	C5262-R	—	C5362-R	—
	Blue	C5262-BU	—	C5362-BU	—
Heavy-Duty, Duplex, Smooth Face	White	5252-W	—	5352-W	—
	Ivory	5252-I	—	5352-I	—
	Light Almond	5252-T	—	5352-T	—
	Gray	5252-GY	—	5352-GY	—
	Black	5252-E	—	5352-E	—
	Brown	5252	—	5352	—
	Red	5252-R	—	5352-R	—
	Blue	5252-BU	—	5352-BU	—
Heavy-Duty, Duplex, Smooth Face	White	5262-SW	—	5362-SW	—
	Ivory	5262-SI	—	5362-SI	—
	Light Almond	5262-ST	—	5362-ST	—
	Gray	5262-GYS	—	5362-GYS	—
	Black	5262-SE	—	5362-SE	—
	Brown	5262-S	—	5362-S	—
	Red	5262-SR	—	5362-SR	—
	Blue	5262-SBU	—	5362-SBU	—
	Orange	—	—	5362-SO	—
Green	—	—	5362-GNS	—	
Heavy-Duty, Duplex, Smooth Face Tamper-Resistant	White	T5262-W	—	T5362-W	—
	Ivory	T5262-I	—	T5362-I	—
	Light Almond	T5262-T	—	T5362-T	—
	Gray	T5262-GY	—	T5362-GY	—
	Black	T5262-E	—	T5362-E	—
	Brown	T5262	—	T5362	—
	Red	T5262-R	—	T5362-R	—
	Blue	T5262-BU	—	T5362-BU	—



C5262-W



5252-W








5362-SW

Continued on next page

Straight Blade Devices

Continued from previous page

### Industrial Spec Grade, Back and Side Wired/Wire Lead Receptacles

Back and Side Wired, Self-Grounding   FED SPEC					
Rating		15A-125V		20A-125V	
NEMA					
		5-15R	6-15R	5-20R	6-20R
Description	Color	Cat. No.	Cat. No.	Cat. No.	Cat. No.
Heavy-Duty, Duplex, Weather-Resistant	White	WBR15-W	—	WBR20-W	—
	Ivory	—	—	WBR20-I	—
	Gray	—	—	WBR20-GY	—
	Black	—	—	WBR20-E	—
	Red	—	—	WBR20-R	—
	Blue	—	—	WBR20-BU	—
	Yellow	WBR15-Y	WBR20-Y	—	—
Heavy-Duty, Duplex, Smooth Face Tamper and Weather-Resistant	White	TWR15-W	—	TWR20-W	—
	Ivory	—	—	TWR20-I	—
	Gray	TWR15-GY	—	TWR20-GY	—
	Yellow	—	—	TWR20-Y	—
Heavy-Duty, Duplex, Single Piece Ground Shunt	White	L5262-W	—	L5362-W	—
	Ivory	L5262-I	—	L5362-I	—
	Light Almond	L5262-T	—	L5362-T	—
	Gray	L5262-GY	—	L5362-GY	—
	Black	L5262-E	—	L5362-E	—
	Brown	L5262	—	L5362	—
	Red	L5262-R	—	L5362-R	—
	Blue	L5262-BU	—	L5362-BU	—

Continued on next page



WBR20-Y



L5262-W



# Traditional Receptacles

15A, 20A | Industrial



Continued from previous page

## Back and Side Wired, Self-Grounding FED SPEC

Rating		15A-125V	15A-250V	20A-125V	20A-250V
NEMA					
		5-15R	6-15R	5-20R	6-20R
Description	Color	Cat. No.	Cat. No.	Cat. No.	Cat. No.
Heavy-Duty, Duplex, Pre-Wired Leads	White	5262-LW	—	5362-LW	—
	Ivory	5262-LI	—	5362-LI	—
	Light Almond	—	—	5362-LT	—
	Gray	5262-LGY	—	5362-LGY	—
	Black	5262-LE	—	5362-LE	—
	Brown	5262-L0	—	5362-L0	—
	Red	5262-LR	—	5362-LR	—
Heavy-Duty, Duplex, Pre-Wired Leads (Hot and Neutral Only)	White	5262-CW	—	—	—
	Ivory	5262-CI	—	—	—
	Gray	5262-CGY	—	—	—
Heavy-Duty, Duplex, Brass Strap with Integral Ground Contacts	White	—	—	—	5462-W
	Ivory	—	5662-I	—	5462-I
	Gray	—	—	—	5462-GY
	Black	—	—	—	—
	Brown	—	5662	—	5462
	Red	—	—	—	—
Heavy-Duty, Single	White	5261-W	5661-W	5361-W	5461-W
	Ivory	5261-I	5661-I	5361-I	5461-I
	Light Almond	—	—	5361-T	5461-T
	Gray	5261-GY	—	5361-GY	5461-GY
	Black	—	5661-E	5361-E	—
	Brown	5261	5661	5361	5461
	Red	5261-R	—	5361-R	5461-R
Heavy-Duty, Single, Weather-Resistant	White	W5261-W	W5361-W	W5661-W	W5461-W
	Ivory	W5261-I	W5361-I	W5661-I	W5461-I
	Light Almond	W5261-T	W5361-T	W5661-T	W5461-T
	Gray	W5261-GY	W5361-GY	W5661-GY	W5461-GY
	Black	W5261-E	W5361-E	W5661-E	W5461-E
	Brown	W5261	W5361	W5661	W5461
	Red	W5261-R	W5361-R	W5661-R	W5461-R
	Yellow	W5261-Y	W5361-Y	W5661-Y	W5461-Y



5262-CW

Continued on next page

Straight Blade Devices



Continued from previous page

## Industrial Spec Grade, Back and Side Wired/Wire Lead Receptacles

Back and Side Wired, Self-Grounding    FED SPEC					
Rating		15A-125V	15A-250V	20A-125V	20A-250V
NEMA					
		5-15R	6-15R	5-20R	6-20R
Description	Color	Cat. No.	Cat. No.	Cat. No.	Cat. No.
Heavy-Duty, Single, Tamper-Resistant	White	—	T5661-W	—	T5461-W
	Ivory	—	T5661-I	—	T5461-I
	Light Almond	—	T5661-T	—	T5461-T
	Gray	—	T5661-GY	—	T5461-GY
	Black	—	T5661-E	—	T5461-E
	Brown	—	T5661	—	T5461
Heavy-Duty, Single, Tamper and Weather-Resistant	White	—	W5661-TOW	—	W5461-TOW
	Ivory	—	W5661-TOI	—	W5461-TOI
	Light Almond	—	W5661-TOT	—	W5461-TOT
	Gray	—	W5661-TGY	—	W5461-TGY
	Black	—	W5661-TOE	—	W5461-TOE
	Brown	—	W5661-T00	—	W5461-T00
	Yellow	—	W5661-TOY	—	W5461-TOY
Heavy-Duty, Single, Corrosion-Resistant	Yellow	5261-CR	5661-CR	5361-CR	5461-CR

Back and Side Wired, Self-Grounding  FED SPEC					
Description	Color	Cat. No.	Cat. No.	Cat. No.	Cat. No.
Single, Clock Hanger	Stainless Steel	5261-CH	—	5361-CH	—

Back and Side Wired, Isolated Ground    FED SPEC					
Description	Color	Cat. No.	Cat. No.	Cat. No.	Cat. No.
Heavy-Duty, Duplex	White	5262-IGW	—	5362-IGW	—
	Ivory	5262-IGI	—	5362-IGI	—
	Light Almond	—	—	5362-IGT	—
	Gray	5262-IGG	—	5362-IGG	—
	Black	5262-IGE	—	5362-IGE	—
	Brown	5262-IGB	—	5362-IGB	—
	Red	5262-IGR	—	5362-IGR	—
	Blue	—	—	5362-BIG	—
	Orange	5262-IG	5662-IG	5362-IG	5462-IG
	Heavy-Duty, Duplex, Tamper-Resistant	White	T5262-IGW	—	T5362-IGW
Ivory		T5262-IGI	—	T5362-IGI	—
Gray		T5262-IGG	—	T5362-IGG	—
Brown		T5262-IGB	—	T5362-IGB	—
Red		T5262-IGR	—	T5362-IGR	—
Orange		T5262-IG	—	T5362-IG	—

Back and Side Wired, Isolated Ground    FED SPEC					
Description	Color	Cat. No.	Cat. No.	Cat. No.	Cat. No.
Heavy-Duty, Single	Orange	5261-IG	—	5361-IG	—
Heavy-Duty, Single, Pre-Wired Ground Lead	Orange	—	5661-IG	—	5461-IG



5362-IG



5262-IG



T5262-IGW



Straight Blade Devices

Continued on next page

# Traditional Receptacles

15A, 20A | Industrial



Continued from previous page

## Industrial Spec Grade, Back and Side Wired/Wire Lead Receptacles

Straight Blade Devices

Side Wired   FED SPEC					
Rating		15A-125V	15A-250V	20A-125V	20A-250V
NEMA					
		5-15R	6-15R	5-20R	6-20R
Description	Color	Cat. No.	Cat. No.	Cat. No.	Cat. No.
Heavy-Duty, Duplex	White	5242-W	—	5342-W	—
	Ivory	5242-I	—	5342-I	—
	Gray	5242-GY	—	5342-GY	—
	Black	—	—	5342-E	—
	Brown	5242	—	5342	—
	Red	5242-R	—	5342-R	—
Heavy-Duty, Single	Blue	—	—	5342-BU	—
	White	—	5651-W	—	—
	Ivory	5251-I	5651-I	5351-I	—
	Brown	5251	5651	5351	—



5242-W



7250-FR

4-Pole, 4-Wire, Non-Grounding		
Rating		20A-120/208V 3ØY
NEMA		
		18-20R
Description	Wallplate Information	Cat. No.
Flush Mount Power Receptacle	Fits any standard single gang receptacle plate with 1.41" diameter center hole	7250-FR

For matching plug 7251-C please see page C-61

## Extra Heavy-Duty Industrial Spec Grade, Back and Side Wired

Back and Side Wired, Self-Grounding   FED SPEC					
Rating		15A-125V	15A-250V	20A-125V	20A-250V
NEMA					
		5-15R	6-15R	5-20R	6-20R
Description	Color	Cat. No.	Cat. No.	Cat. No.	Cat. No.
Extra Heavy-Duty, Duplex, Brass Strap with Integral Ground Contacts	White	5262-W	—	5362-W	—
	Ivory	5262-I	—	5362-I	—
	Gray	5262-GY	—	5362-GY	—
	Black	5262-E	—	5362-E	—
	Brown	5262	—	5362	—
	Red	5262-R	—	5362-R	—
Extra Heavy-Duty, Wide Body, Duplex, Corrosion-Resistant	Blue	—	—	5362-BU	—
	Yellow	52CM-62	—	53CM-62	—
Extra Heavy-Duty, Tamper-Resistant, Duplex, Brass Strap	White	5262-SGW	—	5362-SGW	—
	Ivory	5262-SGI	—	5362-SGI	—
	Light Almond	5262-SGT	—	5362-SGT	—
	Gray	5262-SGG	—	5362-SGG	—
	Black	5262-SGE	—	5362-SGE	—
	Brown	5262-SG	—	5362-SG	—
	Red	5262-SGR	—	5362-SGR	—



5262-W



52CM-62

## Controlled Receptacle Marking

{To comply with 2014 NEC Article 406.3(E)}

To meet the requirements for identifying receptacles that will be automatically de-energized as part of an overall plug load control program, the 2014 National Electrical Code requires all 15A & 20A, 125V receptacles that are automatically controlled to be marked with a specific symbol

## Imprinted Receptacles

For new construction and renovation applications, custom imprinting directly on the receptacle is available for our most popular specification grade receptacles. Available in back and side wired and side wired standard, tamper-resistant and Decora® configurations.



Commercial Spec Grade, Duplex, Side Wire Only			
Rating		15A-125V	20A-125V
NEMA			
		5-15R	5-20R
Description	Color	Cat. No.	Cat. No.
2 Plugs Controlled** Markings	White	CR015-2PW	CR020-2PW
	Ivory	CR015-2PI	CR020-2PI
	Light Almond	CR015-2PT	CR020-2PT
Hot Terminal Split, 1 Plug Controlled* Markings	White	CR015-1PW	CR020-1PW
	Ivory	CR015-1PI	CR020-1PI
	Light Almond	CR015-1PT	CR020-1PT



Commercial Spec Grade, Tamper-Resistant, Duplex, Back and Side Wired			
Rating		15A-125V	20A-125V
NEMA			
		5-15R	5-20R
Description	Color	Cat. No.	Cat. No.
2 Plugs Controlled** Markings	White	TBR15-S2W	TBR20-S2W
	Ivory	TBR15-S2I	TBR20-S2I
	Light Almond	TBR15-S2T	TBR20-S2T
	Gray	TBR15-S2G+	TBR20-S2G+
	Black	TBR15-S2E+	TBR20-S2E+
	Brown	TBR15-S2+	TBR20-S2+
Hot Terminal Split, 1 Plug Controlled* Markings	White	TBR15-S1W	TBR20-S1W
	Ivory	TBR15-S1I	TBR20-S1I
	Light Almond	TBR15-S1T	TBR20-S1T
	Gray	TBR15-S1G+	TBR20-S1G+
	Black	TBR15-S1E+	TBR20-S1E+
	Brown	TBR15-S1+	TBR20-S1+



\*1 Controlled = split-circuit — break-off tab removed on 'hot' terminal; control marking on 1 outlet.

\*\*2 Controlled = no break-off tabs removed; control marking for both outlets.

+Available upon special request

Continued on next page

# Traditional Receptacles

15A, 20A | Controlled | Industrial







Continued from previous page

## Controlled Receptacle Marking

{To comply with 2014 NEC Article 406.3(E)}

Straight Blade Devices





Heavy-Duty Spec Grade, Duplex Back and Side Wired, Self-Grounding   FED SPEC			
Rating		15A-125V	20A-125V
NEMA			
		5-15R	5-20R
Description	Color	Cat. No.	Cat. No.
2 Plugs Controlled** Markings	White	5262-S2W	5362-S2W
	Ivory	5262-S2I	5362-S2I
	Light Almond	5262-S2T	5362-S2T
	Gray	5262-S2G	5362-S2G
	Black	5262-S2E	5362-S2E
	Brown	5262-S2	5362-S2
	Red	5262-S2R	5362-S2R
	Blue	5262-S2B	5362-S2B
	Green	—	5362-S2N
Hot Terminal Split, 1 Plug Controlled* Markings	White	5262-S1W	5362-S1W
	Ivory	5262-S1I	5362-S1I
	Light Almond	5262-S1T	5362-S1T
	Gray	5262-S1G	5362-S1G
	Black	5262-S1E	5362-S1E
	Brown	5262-S1	5362-S1P
	Red	5262-S1R	5362-S1R
	Blue	5262-S1B	5362-S1B
	Green	—	5362-S1N



5262-S1W



5362-S2G

Extra Heavy-Duty Spec Grade, Tamper-Resistant, Duplex, Back and Side Wired   FED SPEC			
Rating		15A-125V	20A-125V
NEMA			
		5-15R	5-20R
Description	Color	Cat. No.	Cat. No.
2 Plugs Controlled** Markings	White	5262-2PW	5362-2PW
	Ivory	5262-2PI	5362-2PI
	Light Almond	5262-2PT	5362-2PT
	Gray	5262-2PG	5362-2PG
	Black	5262-2PE	5362-2PE
	Brown	5262-2P	5362-2P
	Red	5262-2PR	5362-2PR
	Blue	5262-2PB	5362-2PB
	Green	—	5362-2PN
Hot Terminal Split w/1 Plug Controlled* Markings	White	5262-1PW	5362-1PW
	Ivory	5262-1PI	5362-1PI
	Light Almond	5262-1PT	5362-1PT
	Gray	5262-1PG	5362-1PG
	Black	5262-1PE	5362-1PE
	Brown	5262-1P	5362-1P
	Red	5262-1PR	5362-1PR
	Blue	5262-1PB	5362-1PB



5262-1PR

\*1 Controlled = split-circuit - break-off tab removed on 'hot' terminal; control marking on 1 outlet.

\*\*2 Controlled = no break-off tabs removed; control marking for both outlets.

## Industrial Grade, Heavy-Duty 4-in-1™ Receptacles

### Features and Benefits

- Terminal wiring screws fit inside a standard single gang wallbox; adapter plate not required (optional)
- Impact resistant nylon cover and base for strength and resistance to chemicals and corrosives
- Easy-to-read voltage and amperage rating molded onto smooth face; easy to clean surface
- Heavy-Duty, T-type triple-wipe bronze contacts for maximum performance
- Ground holes configured up or down to be outside the device, accommodating up to 4 Fed Spec size straight or angle plugs
- #8 terminal screws accept up to #12 solid or stranded copper wire
- Termination anchor holes for easy conductor wiring
- Exclusive shield-wall design protects ground connection from contact with live circuit conductors
- “A” and “B” molded on face and back for easy identification of receptacle pairs for split-circuit conversion (Note: Split circuit not available on surge models)
- Convenient built-in strip gauge
- Backed by a limited 10-year warranty

### 2-Pole, 3-Wire Grounding, Side Wired

Rating	15A-125V	20A-125V	
NEMA	 5-15R	 5-20R	
Description	Color	Cat. No.	Cat. No.
4-in-1™	White	1254-W	21254-W
	Ivory	1254-I	21254-I
	Gray	1254-GY	21254-GY
	Black	1254-E	21254-E
	Brown	1254	21254
	Red	1254-R	21254-R
	Yellow	—	21254-Y



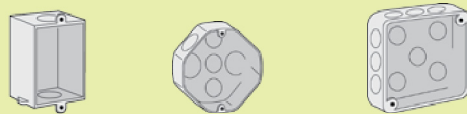
1254-GY

Note: 4-in-1™ Portable Boxes 4254 and 4-in-1™ Adapter Plates 3254 (not UL Listed), can be found on page **C-22**.  
UL Listing does not apply when 4-in-1™ Receptacles are used with portable boxes for extension cord applications

### 4-in-1™ Receptacle Wallbox Mounting

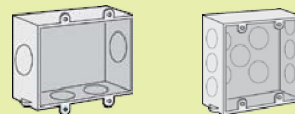
#### Mounts Directly

Single-Gang    4" Octagonal    4" Square



#### Mounts with Adapter Plate

2-Gang    4<sup>11</sup>/<sub>16</sub>" Square



#### Related Products

Leviton also offers superior quality recessed devices.

**See pages P-27 to P-28 in the Connected Home section for more information.**



# Traditional Receptacles

15A, 20A | Hospital Grade | Industrial



C  
Straight Blade Devices


## Hospital Grade Receptacles

Leviton Hospital Grade Receptacles meet or exceed the performance requirements for the coveted UL Hospital Grade listing. They are offered in standard, tamper-resistant, power indication, illuminated and isolated ground versions of Leviton's conventional and Decora Plus™ duplex configurations. Leviton also offers a version specifically designed for use in MRI and other applications exposed to high magnetic fields.

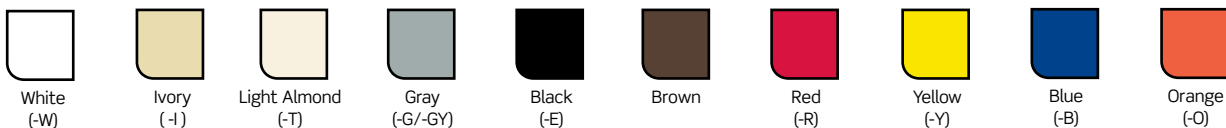
### Features and Benefits

- Smooth face does not collect dirt
- UL 498 listed (HG), CSA and NOM certified
- Meets NEMA WD-1 and 6 and ANSI standards Fed Spec
- Extra Heavy-Duty triple-wipe, brass "T" contacts for superior contact and conductivity
- High-performance brass #10-32 terminal screws to reduce conductor oxidation
- Break-off tabs for easy two-circuit conversion
- Exclusive V-shaped, serrated back-wiring clamps for superior contact
- Power Indication™ provides permanent "green dot" lens with 100,000 hour LED status indicator
- Wire lead receptacles for fast and easy installation
- Back and side wiring options accept #14-#10 AWG stranded or solid wire
- Back and side-wire ground termination brass strap version
- Backed by a limited 10-year warranty

### 8300-SGW









**Color Choices** Hospital straight blade devices are offered in a wide range of colors. To order colors, add suffix to Cat. No.



## Heavy-Duty Hospital Grade Receptacles

Features and Benefits	
<p><b>Extra Heavy-Duty</b></p> <ul style="list-style-type: none"> <li>• Single-piece wraparound nickel-plated brass strap</li> <li>• Integral ground contacts</li> <li>• Extra heavy-duty high-performance brass electrical contacts</li> </ul>	<p><b>Heavy-Duty</b></p> <ul style="list-style-type: none"> <li>• Single-piece heavy-duty wraparound galvanized steel strap</li> <li>• Brass ground contacts</li> <li>• Heavy-duty copper alloy electrical contacts</li> </ul>

Back and Side Wired 					
Rating		15A-125V	15A-250V	20A-125V	20A-250V
NEMA					
		5-15R	6-15R	5-20R	6-20R
Description	Color	Cat. No.	Cat. No.	Cat. No.	Cat. No.
Heavy-Duty, Duplex	White	C8200-W	—	C8300-W	—
	Ivory	C8200-I	—	C8300-I	—
	Light Almond	C8200-T	—	C8300-T	—
	Gray	C8200-GY	—	C8300-GY	—
	Black	C8200-E	—	C8300-E	—
	Brown	C8200	—	C8300	—
	Red	C8200-R	—	C8300-R	—
	Blue	C8200-BU	—	C8300-BU	—
Heavy-Duty, Duplex, Smooth Face	White	8200-HW	—	8300-HW	—
	Ivory	8200-HI	—	8300-HI	—
	Light Almond	8200-HT	—	8300-HT	—
	Gray	8200-HGY	—	8300-HGY	—
	Brown	8200-H	—	8300-H	—
	Red	8200-HR	—	8300-HR	—
	Blue	8200-HBU	—	8300-HBU	—
	Yellow	8200-HY	—	—	—
Heavy-Duty, Duplex, Tamper-Resistant	White	T8200-W	—	T8300-W	—
	Ivory	T8200-I	—	T8300-I	—
	Light Almond	T8200-T	—	T8300-T	—
	Gray	T8200-GY	—	T8300-GY	—
	Black	T8200-E	—	T8300-E	—
	Brown	T8200	—	T8300	—
	Red	T8200-R	—	T8300-R	—
	Blue	T8200-BU	—	T8300-BU	—
Back and Side Wired 					
Heavy-Duty, Duplex, Illuminated	White	8200-HLW	—	8300-HLW	—
	Ivory	8200-HLI	—	8300-HLI	—
	Gray	—	—	8300-HLG	—
	Red	8200-HLR	—	8300-HLR	—
Heavy-Duty, Duplex, with 6" Wire Leads	White	8200-LW	—	8300-LW	—
	Ivory	8200-LI	—	8300-LI	—
	Gray	8200-LGY	—	8300-LGY	—
	Black	—	—	8300-LE	—
	Brown	8200-LR	—	8300-LR	—
	Red	8200-L	—	8300-L	—



*Continued on next page*

# Traditional Receptacles

15A, 20A | Hospital Grade | **Industrial**



Continued from previous page

## Heavy-Duty Hospital Grade Receptacles

Straight Blade Devices

Back and Side Wired/Wire Lead					
Rating		15A-125V	15A-250V	20A-125V	20A-250V
NEMA					
		5-15R	6-15R	5-20R	6-20R
Description	Color	Cat. No.	Cat. No.	Cat. No.	Cat. No.
Heavy-Duty, Duplex, with 6" Wire Leads, no ground lead and self ground clip	White	8200-CW	—	8300-CW	—
	Ivory	8200-CI	—	8300-CI	—
	Gray	8200-CGY	—	8300-CGY	—
Heavy-Duty, Single	White	8210-W	—	8310-W	—
	Ivory	8210-I	—	8310-I	—
	Gray	—	—	8310-GY	—
	Brown	8210	—	8310	—
	Red	8210-R	—	8310-R	—

Isolated Ground					
Rating		15A-125V	15A-250V	20A-125V	20A-250V
NEMA					
		5-15R	6-15R	5-20R	6-20R
Description	Color	Cat. No.	Cat. No.	Cat. No.	Cat. No.
Heavy-Duty, Duplex	White	8200-IGW	—	8300-IGW	—
	Ivory	8200-IGI	—	8300-IGI	—
	Gray	8200-IGG	—	8300-IGG	—
	Brown	8200-IGB	—	8300-IGB	—
	Red	8200-IGR	—	8300-IGR	—
	Orange	8200-IG	—	8300-OIG	—
Heavy-Duty, Duplex, Tamper-Resistant	White	T8200-IGW	—	T8300-IGW	—
	Ivory	T8200-IGI	—	T8300-IGI	—
	Gray	T8200-IGG	—	T8300-IGG	—
	Brown	T8200-IGB	—	T8300-IGB	—
	Red	T8200-IGR	—	T8300-IGR	—
	Orange	T8200-IG	—	T8300-IG	—

Isolated Ground					
Heavy-Duty, Duplex, with 6" Ground Wire Leads	Orange	8200-LIG	—	8300-LIG	—
Heavy-Duty, Single, with 6" Ground Wire Leads	Orange	8210-IG	—	8310-OIG	—



8310-I



T8300-IGW



8210-IG

## Extra Heavy-Duty Hospital Grade Receptacles

Back and Side Wired/Wire Lead  					
Rating		15A-125V	15A-250V	20A-125V	20A-250V
NEMA					
		5-15R	6-15R	5-20R	6-20R
Description	Color	Cat. No.	Cat. No.	Cat. No.	Cat. No.
Extra Heavy-Duty, Duplex, Smooth Face	White	8200-W	—	8300-W	8400-W
	Ivory	8200-I	8600-I	8300-I	8400-I
	Light Almond	8200-T	—	8300-T	—
	Gray	8200-GY	—	8300-GY	8400-GY
	Black	—	—	8300-E	—
	Brown	8200	—	8300	8400
	Red	8200-R	8600	8300-R	8400-R
	Blue	8200-BU	—	8300-BU	—
Extra Heavy-Duty, Duplex, Tamper-Resistant	White	8200-SGW	—	8300-SGW	—
	Ivory	8200-SGI	—	8300-SGI	—
	Light Almond	—	—	8300-SGT	—
	Gray	8200-SGG	—	8300-SGG	—
	Red	8200-SGR	—	8300-SGR	—
	Brown	8200-SG	—	8300-SG	—
Extra Heavy-Duty, Duplex, Power Indication™	White	8200-PLW	—	8300-PLW	—
	Ivory	8200-PLI	—	8300-PLI	—
	Gray	8200-PLR	—	8300-PLG	—
	Brown	—	—	8300-PL	—
	Red	—	—	8300-PLR	—
	Orange	—	—	8300-PLO	—
Extra Heavy-Duty, Wide Body Duplex, MRI Receptacle	White	MRI82-W	—	MRI83-W	—
	Ivory	MRI82-I	—	MRI83-I	—
	Light Almond	MRI82-T	—	MRI83-T	—
	Gray	MRI82-GY	—	MRI83-GY	—
	Red	MRI82-R	—	MRI83-R	—

Note: Single, Slim Design, Illuminated, Power Indication™ and Tamper-Resistant Receptacles meet specifications for UL Hospital Grade listing but have a different construction and design from standard Hospital Grade Duplex Receptacles listed above. There are dimensional differences between 8200-SG and 8300-SG devices. 8200-SG contains a nickel-plated steel yoke with riveted ground contacts. 8300-SG contains a one-piece, nickel-plated brass yoke



8300-E



MRI82-W



# Traditional Receptacles

15A, 20A | Hospital Grade | 4-in-1™ | Industrial





Straight Blade Devices

## Hospital Grade, Heavy-Duty 4-in-1™

### Features and Benefits

- Terminal wiring screws fit inside a standard single gang wallbox; adapter plate not required (optional)
- Impact resistant nylon cover and base for strength and resistance to chemicals and corrosives
- Easy-to-read voltage and amperage rating molded onto face
- Heavy-Duty, T-type triple-wipe bronze contacts for maximum performance
- Ground holes configured up or down to be outside the device, accommodating up to 4 Fed Spec size straight or angled plugs
- #8 terminal screws accept up to #12 solid or stranded copper wire
- Termination anchor holes for easy conductor wiring
- Exclusive shield-wall design protects ground connection from contact with live circuit conductors
- “A” and “B” molded on face and back for easy identification of receptacle pairs for split-circuit conversion (Note: Split circuit not available on surge models)
- Convenient built-in strip-gauge
- Backed by a limited 10-year warranty

### 2-Pole, 3-Wire Grounding

Rating	15A-125V	20A-125V	
NEMA	 5-15R	 5-20R	
Description	Color	Cat. No.	Cat. No.
4-in-1™	White	1254-HW	21254-HW
	Ivory	1254-HI	21254-HI
	Gray	—	21254-HGY
	Brown	1254-H	21254-H
	Red	1254-HR	21254-HR
4-in-1™ Isolated Ground	White	—	21254-IGW
	Ivory	—	21254-IGI
	Orange	1254-IG	21254-IG
4-in-1™ Adapter Plates	White	3254-W	—
	Ivory	3254-I	—
	Gray	3254-GY	—
	Black	3254-E	—
	Red	3254-R	—
	Brown	3254	—
	Blue	3254-BLU	—
	Orange	3254-OR	—
	4-in-1™ Portable Boxes	Ivory	4254-I
	Gray	4254-GY	—
	Black	4254-E	—
	Orange	4254-OR	—
	Yellow	4254-Y	—



1254-HW



4254-Y

Portable boxes are not UL Listed. UL Listing does not apply when 4-in-1™ receptacles are used with portable boxes for extension cord applications

### 4-in-1™ Receptacle Wallbox Mounting

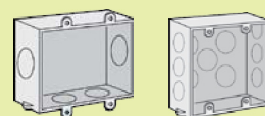
#### Mounts Directly

Single-Gang    4" Octagonal    4" Square



#### Mounts with Adapter Plate

2-Gang    4<sup>11</sup>/<sub>16</sub>" Square



#### Related Products

Leviton also offers superior quality recessed devices. **See pages P-27 to P-28 in the Connected Home section for more information.**



## Floor Box Devices

The Pop-Up Floor Box Receptacle offers a modern, practical way to attractively conceal electrical wiring devices in homes and businesses, while still providing accessibility to power when needed. Featuring a sleek low profile and stylish metal cover that recesses neatly into the floor when not in use, it takes only the press of a button to make the receptacle available.

### Floor Box Devices Family



### Floor Box Devices

#### Features and Benefits

- Contoured top plate for enhanced aesthetics
- Side latch open/close mechanism prevents scratching of wiring device face
- Low profile cover recesses when not in use, reducing above-floor height to only ¼ inch
- Assembled with genuine Leviton wiring devices
- Pre-wired terminal block for easy wiring access and installation
- IP 44 Rated: protection from ingress of water spray from any direction when closed
- Meets or exceeds UL 514A requirements including scrub water test
- Tamper-Resistant to comply with the latest NEC® requirements
- Adjustable concrete rated electrical box included
- Can be used with a variety of flooring types: tile, stone, wood, laminate, carpet, concrete and vinyl
- Available finishes: Brushed Nickel, Black, Brass and Bronze

#### Floor Box Devices \*

Rating		15A-125V	20A-125V
NEMA			
		5-15R	5-20R
Description	Color	Cat. No.	Cat. No.
Pop-Up Floor Box with USB Charger Tamper-Resistant Receptacle	Brushed Nickel	PFUS1-BN	PFUS2-BN
	Black	PFUS1-MB	PFUS2-MB
	Brass	PFUS1-BR	PFUS2-BR
	Bronze	PFUS1-BZ	PFUS2-BZ



PFUS1-BN

\*Excludes QuickPort® model

Continued on next page

# Traditional Receptacles

15A, 20A | Floor Box Devices | **Residential/Commercial**



Continued from previous page

## Floor Box Devices

Straight Blade Devices

Floor Box Devices   *			
Rating		15A-125V	20A-125V
NEMA			
		5-15R	5-20R
Description	Color	Cat. No.	Cat. No.
Pop-Up Floor Box with Self-Test GFCI Tamper-Resistant Receptacle	Brushed Nickel	PFGF1-BN	PFGF2-BN
	Black	PFGF1-MB	PFGF2-MB
	Brass	PFGF1-BR	PFGF2-BR
	Bronze	PFGF1-BZ	PFGF2-BZ
Pop-Up Floor Box with Tamper-Resistant Receptacle	Brushed Nickel	PFTR1-BN	PFTR2-BN
	Black	PFTR1-MB	PFTR2-MB
	Brass	PFTR1-BR	PFTR2-BR
	Bronze	PFTR1-BZ	PFTR2-BZ



PFGF1-MB



PFTR1-BR



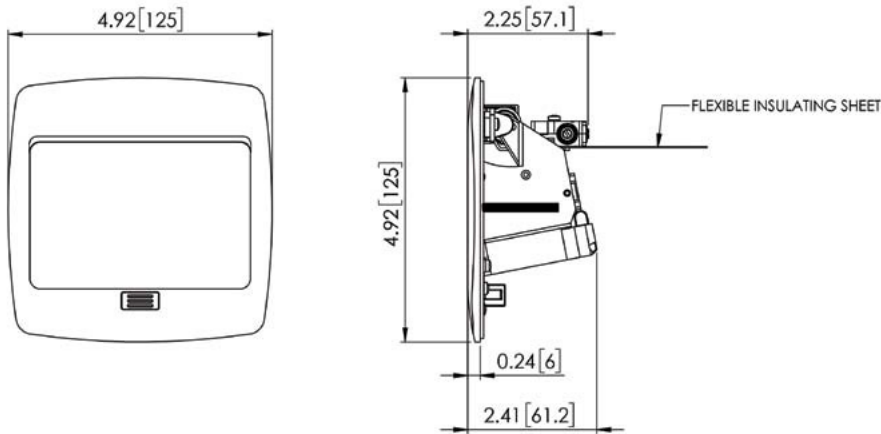
PFQP3-BZ

\*Excludes QuickPort® model

QuickPort® — Accepts all QuickPort® Connectors		
Description	Color	Cat. No.
Pop-Up Floor Box with 3-Port QuickPort®	Brushed Nickel	PFQP3-BN
	Black	PFQP3-MB
	Brass	PFQP3-BR
	Bronze	PFQP3-BZ

## Dimensions for Floor Box Devices

CASTD-PFxxx



### Floor Box Assemblies

From wood frame construction to concrete pours, Leviton floor boxes offer a full portfolio of products to satisfy the needs of commercial applications. Accommodating data, AV and power connectivity where it's needed most, Leviton provides an all-encompassing solution down to the devices inside the box. The Leviton floor box systems are easy to install and built to last, making them a superior choice for commercial settings.

#### Features and Benefits

- Complies with NEC 314.27(B)
- All-in-one, ready-to-wire unit provides quick, easy installation
- Plate gasket and O-ring combine to seal out moisture and contaminants
- Thick brass plate and screw cap resist abuse and prevent contaminants from entering device
- Durable thermoplastic receptacle face and body resist breakage
- Brass screw cap threaded to fit flush to plate
- Backed by a limited 10-year warranty

#### Concrete Floor Box

- Round non-metallic floor box with a low voltage divider, concrete cover, and conduit reducers
- Protective cover seals box with pre-installed screws leading to better protection against debris
- Bullseye level on protective cover
- Tie-down slots
- Elevation screws included
- Flip-lid cover plates with double hinged design allows doors to open 180°
- Lid locks ensure the doors are flush to the plate and floor

#### Floor Box Assemblies

Rating	15A-125V	20A-125V	
NEMA	5-15R	5-20R	
Description	Color	Cat. No.	Cat. No.
Single	Brushed Brass	5249-FBA	5349-FBA
Single Display Receptacle with Solid Brass Plate	Brushed Brass	5250	—
Single Floorbox Replacement Screw Cap with O-Ring	Brushed Brass	5249-CAP	—
Duplex	Brushed Brass	25249-FBA	25349-FBA
	Nickel Finish	25249-SBA	—
Duplex, Tamper-Resistant	Brushed Brass	25249-TFB	—
	Nickel Finish	25249-TFN	—
Duplex Floorbox Replacement Screw Cap with O-Ring	Brushed Brass	25249-CAP	—



#### QuickPort® Snap-In Jacks and Modules with Brass Floorplate

Description	Color	Cat. No.
Floor Jack Housing with Brass Plate and 6-Conductor Jack, 1 blank	Brass	41650-6
Floor Jack Housing with Brass Plate and Coaxial F-Connector, 1 blank	Brass	41650-F
Floor Jack Housing with Brass Plate and two 6-Conductor Jacks	Brass	41652-6
Floor Jack Housing with Brass Plate and Coaxial F-Connector, 6-Conductor Jack	Brass	41652-6F
Floor Jack Housing only, 1 blank filler provided	Brass	41652



Continued on next page

Continued from previous page

## Concrete Floor Box

### A Complete Floor Box System for Concrete Flooring

An ideal solution for commercial spaces including shopping malls, department stores, office buildings, hotel lobbies and meeting spaces. These products are meant to be used with concrete subflooring, with a finishing floor of wood, tile, vinyl, terrazzo, concrete or carpet.

Box System	
Description	Cat. No.
6.25" PVC Box, Conduit Reducers, Protective Cover, Low Voltage Divider	FBBOX-GY
Replacement Parts & Accessories	
Description	Cat. No.
Low Voltage Divider	FBDIV-GY
Conduit Reducers — Power	FBRPW-GY
Conduit Reducers — Data	FBRDT-GY
'Y' conduit adapter	FBYAD-GY
Cover Plate	
Description	Cat. No.
1 Decora® Flip Lid and 1 Data Cap	FBC1F-B, -N
2 Decora® Flip Lids	FBC2F-B, -N
1 Screw Cap and 2 Data Caps	FBC1S-B, -N
2 Screw Caps and 1 Data Cap	FBC1X-B, -N
Leveling Ring	
Description	Cat. No.
6 port Wago Connector Included on the Ground Lead, Accommodates 2-Gang Configurations	FBLEV-GY
-B Brass, -N Nickel	




Concrete Floor Box



FBYAD



FBLEV







FBC2F



FBDIV

Straight Blade Devices

## Dual Voltage

Commercial Grade, Back and Side Wired, 3-Pole, 4-Wire 			
<b>Rating</b>		20A-125V/250V	
NEMA		 14-20R	
Description	Color	Cat. No.	
Single	Black	8410	
Commercial Grade, Dual Voltage Side Wired, Self-Grounding  			
<b>Rating</b>		15A-125V/15A-250V	20A-125V/20A-250V
NEMA		  5-15R 6-15R	  5-20R 6-20R
Description	Color	Cat. No.	Cat. No.
Duplex	White	5031-W	—
	Ivory	5031-I	5842-I
	Brown	5031	5842
Commercial Grade, Dual Voltage Back and Side Wired, Self-Grounding  			
<b>Rating</b>		20A-125V/20A-250V	
NEMA		  5-20R 6-20R	
Description	Color	Cat. No.	Cat. No.
Duplex	Ivory	5844-I	—
	Brown	5844	—
Decora® Commercial Grade, Dual Voltage Heavy-Duty Back and Side Wired, Self-Grounding  			
<b>Rating</b>		15A-125V/15A-250V	
NEMA		  5-15R 6-15R	
Description	Color	Cat. No.	
Duplex, Dual Voltage	White	16292-W	
	Ivory	16292-I	
Industrial Grade, Dual Voltage Heavy-Duty Back and Side Wired  			
<b>Rating</b>		15A-125V/15A-250V	
NEMA		  5-15R 6-15R	
Description	Color	Cat. No.	
Heavy-Duty, Spec	Ivory	5292-I	
Grade Duplex	Brown	5292	



5031-W



5292-I



5844-I






## Decora® Receptacles

Leviton's comprehensive Decora® receptacle portfolio includes devices rated for all types of applications in a variety of standard configurations and colors.

**T5325-W**



**Color Choices** Decora® straight blade devices are offered in a wide range of colors. To order colors, add suffix to Cat. No.



White (-W)



Ivory (-I)



Light Almond (-T)



Gray (-G/-GY)



Black (-E)



Brown



Red (-R)



Orange (-O)

## Residential Grade Decora® Receptacles

### Features and Benefits

#### Decora® Quickwire and Side Wired Receptacles

- Terminal screws accept up to #12 AWG copper or copper-clad wire
- Quickwire push-in terminals accept #14 AWG solid copper wire only
- Double-wipe power contacts for reliable conductivity and plug retention
- Heavy-gauge zinc-plated steel mounting strap
- Limited 2-year warranty

#### Tamper-Resistant Receptacles

- Additional material added to strap to help reinforce and prevent excessive bending of the break-off tabs
- Shutter mechanism inside the receptacle blocks access to the contacts unless a two-prong plug is inserted, helping ensure hairpins, keys, etc., will be locked out
- TR symbol on strap assures they meet the latest NEC requirements
- Ultrasonic welding, heavy-duty construction offers long, trouble-free service life

#### 20A

- Terminal screw accepts up to #10 AWG Copper
- Side wired only

### Quickwire and Side Wired

Rating	15A-125V		20A-125V	
NEMA				
	5-15R		5-20R	
Description	Color	Cat. No.	Cat. No.	
Duplex	White	5325-W	—	
	Ivory	5325-I	—	
	Light Almond	5325-T	—	
	Gray	5325-GY	—	
	Black	5325-E	—	
	Brown	5325	—	
Duplex, Self-Grounding*	White	5325-SW	—	
	Ivory	5325-SI	—	
	Light Almond	5325-ST	—	
	Black	5325-SE	—	
	Brown	5325-S	—	
Duplex, Tamper-Resistant	White	T5325-W	—	
	Ivory	T5325-I	—	
	Light Almond	T5325-T	—	
	Gray	T5325-GY	—	
	Black	T5325-E	—	
	Brown	T5325	—	
Duplex, Tamper-Resistant, Self-Grounding*	White	T5325-SW	—	
	Ivory	T5325-SI	—	
	Light Almond	T5325-ST	—	
Duplex Tamper-Resistant, Self-Grounding*, No Quickwire	White	—	T5825-W	
	Ivory	—	T5825-I	
	Light Almond	—	T5825-T	
	Gray	—	T5825-GY	
	Black	—	T5825-E	
	Brown	—	T5825	

\*Self-grounding when installed in a properly grounded metal wallbox



5325-W



T5325-W



T5825-W

## Commercial Grade Decora Plus™ Receptacles

### Features and Benefits

- Back wire and side wire terminal options
- Heavy-gauge locked-in wraparound strap
- Brass staked on self-grounding clip
- Impact-resistant thermoplastic construction
- Back wire terminals accept up to #10 AWG copper or copper-clad wire, solid or stranded
- Heavy-duty triple-wipe brass contacts for long service life
- Limited 10-year warranty

### Back and Side Wired/Wired Leads <sup>UL</sup> <sup>SE</sup>

Rating	15A-125V	15A-250V	20A-125V	20A-250V
NEMA				
	5-15R	6-15R	5-20R	6-20R
Description	Color	Cat. No.	Cat. No.	Cat. No.
Duplex, Smooth Face	White	—	16662-W	—
	Ivory	—	16662-I	—
	Black	—	—	16462-E
Duplex, Pre-Wired Leads (Hot and Neutral Only)	White	—	—	16352-CW
	Ivory	—	—	16352-CI
	Gray	—	—	16352-CGY
Duplex, with 6" Wire Leads	White	16252-LW	—	16352-LW
	Ivory	16252-LI	—	16352-LI
	Gray	16252-LGY	—	16352-LGY
	Black	16252-LE	—	16352-LE
	Brown	16252-L0	—	16352-L0
Single, Smooth Face	White	16251-W	16651-W	16351-W
	Ivory	16251-I	16651-I	16351-I
	Brown	16251	—	16351
Single, Tamper-Resistant	White	—	—	16351-SGW



16251



16351-SGW



DR15S-GW



5835-W

### Universal (Europlug) Back and Side Wired, Self-Grounding

Rating	15A-125/250V	
NEMA		
	5-15R 1-15R	
Description	Color	Cat. No.
Straight Blade and Europlug Duplex Receptacle	White	5835-W
	Ivory	5835-I
	Light Almond	5835-T
	Black	5835-E

### Side Wired, Self-Grounding <sup>UL</sup> <sup>SE</sup>

Description	Color	Cat. No.	Cat. No.	Cat. No.	Cat. No.
Single	White	16241-W	16641-W	16341-W	16441-W
	Ivory	16241-I	16641-I	16341-I	16441-I
	Light Almond	—	—	16341-T	16441-T
	Gray	—	—	16341-GY	—
	Black	—	—	16341-E	—
	Brown	—	—	16341	—
Duplex, Tamper-Resistant	White	DR15S-GW	—	—	—
	Ivory	DR15S-GI	—	—	—
	Light Almond	DR15S-GT	—	—	—
	Gray	DR15S-GGY	—	—	—
	Black	DR15S-GE	—	—	—
	Brown	DR15S-G	—	—	—

## Industrial Grade Decora Plus™ Heavy-Duty Receptacles

Leviton's line of heavy-duty industrial grade receptacles are available with a number of wiring options and features. The beauty, durability and versatility of Decora® devices and surge suppression receptacles are perfect for a variety of industrial applications.

### Features and Benefits

- Engineered for fine appearance and top performance in demanding commercial and institutional applications using a durable, thermoplastic face and impact-resistant construction
- Shallow design for maximum wiring room in wallbox
- Back and side terminal wiring options for ease of installation
- Heavy-gauge zinc-plated steel locked-in wrap around strap
- Heavy-duty triple-wipe brass contacts for long service life
- Exclusive V-shaped, serrated back wiring clamps for superior contact and conductivity
- Available in an array of colors to coordinate with any interior

### Decora Plus™ Back and Side Wired/Wire Lead Receptacles

- Brass staked on self-grounding clip
- Back and side wiring terminals permit fast installation of up to #10 solid or stranded conductors
- Triple-wipe copper alloy contacts ensure maximum conductivity
- Backed by a limited 10-year warranty

### Back and Side Wired, Self-Grounding



Rating		15A-125V	15A-250V	20A-125V	20A-250V
NEMA					
		5-15R	6-15R	5-20R	6-20R
Description	Color	Cat. No.	Cat. No.	Cat. No.	Cat. No.
Heavy-Duty, Duplex	White	16252-W	—	16352-W	—
	Ivory	16252-I	—	16352-I	—
	Light Almond	16252-T	—	16352-T	—
	Gray	16252-GY	—	16352-GY	—
	Black	16252-E	—	16352-E	—
	Brown	16252	—	16352	—
	Red	16252-R	—	16352-R	—
	Blue	16252-BU	—	16352-BU	—
Heavy-Duty, Duplex, Tamper-Resistant	White	TDR15-W	—	TDR20-W	—
	Ivory	TDR15-I	—	TDR20-I	—
	Light Almond	TDR15-T	—	TDR20-T	—
	Gray	TDR15-GY	—	TDR20-GY	—
	Black	TDR15-E	—	TDR20-E	—
	Brown	TDR15	—	TDR20	—
	Red	TDR15-R	—	—	—
	Blue	TDR15-BU	—	—	—



### Back and Side Wired, Self-Grounding



Heavy-Duty, Duplex, Non Fed-Spec Rated	White	—	16362-W	—	—
	Ivory	16262-I	16362-I	—	—
	Light Almond	—	—	—	—
	Gray	16262-GY	16362-GY	—	—
	Black	16262-E	16362-E	—	—
	Brown	16262	16362	—	—
Duplex, DIN Rail-Mount	Gray	16252-DIN	—	—	—

Continued on next page

# Decora® Receptacles

15A, 20A | Decora Plus™ | Industrial



Continued from previous page

## Industrial Grade Decora Plus™ Heavy-Duty Receptacles

Straight Blade Devices

Back and Side Wired, Self-Grounding  					
Rating		15A-125V	15A-250V	20A-125V	20A-250V
NEMA					
		5-15R	6-15R	5-20R	6-20R
Description	Color	Cat. No.	Cat. No.	Cat. No.	Cat. No.
Heavy-Duty, Duplex, Weather-Resistant	White	WDR15-W	—	WDR20-W	—
	Ivory	WDR15-I	—	WDR20-I	—
	Gray	WDR15-GY	—	WDR20-GY	—
	Black	WDR15-E	—	WDR20-E	—
	Brown	WDR15	—	WDR20	—
Heavy-Duty, Duplex, Weather/Tamper-Resistant	White	WTD15-W	—	WTD20-W	—
	Ivory	—	—	—	—
	Gray	WTD15-GY	—	WTD20-GY	—
	Black	WTD15-E	—	WTD20-E	—
	Brown	—	—	—	—
Side Wired, Self-Grounding  					
Rating		15A-125V	15A-250V	20A-125V	20A-250V
NEMA					
		5-15R	6-15R	5-20R	6-20R
Description	Color	Cat. No.	Cat. No.	Cat. No.	Cat. No.
Heavy-Duty, Duplex	White	16242-W	—	16342-W	—
	Ivory	16242-I	—	16342-I	—
	Light Almond	—	—	16342-T	—
	Gray	—	—	16342-GY	—
	Black	16242-E	—	16342-E	—
	Brown	16242	—	16342	—
Isolated Ground, Back and Side Wired  					
Rating		15A-125V	15A-250V	20A-125V	20A-250V
NEMA					
		5-15R	6-15R	5-20R	6-20R
Description	Color	Cat. No.	Cat. No.	Cat. No.	Cat. No.
Heavy-Duty, Duplex, Isolated Ground	White	16262-WIG	—	16362-WIG	—
	Ivory	16262-IIG	—	16362-IIG	—
	Light Almond	16262-TIG	—	16362-TIG	—
	Gray	16262-GIG	—	16362-GIG	—
	Black	16262-EIG	—	16362-EIG	—
	Brown	16262-BIG	—	16362-BIG	—
	Red	16262-RIG	—	16362-RIG	—
	Orange	16262-OIG	—	16362-OIG	—
Heavy-Duty, Duplex, Isolated Ground/Tamper-Resistant	White	T1626-IGW	—	T1636-IGW	—
	Ivory	T1626-IGI	—	T1636-IGI	—
	Gray	T1626-IGG	—	T1636-IGG	—
	Brown	T1626-IGB	—	T1636-IGB	—
	Red	T1626-IGR	—	T1636-IGR	—
	Orange	T1626-IG	—	T1636-IG	—





## Commercial Grade Decora® Receptacles

### Controlled Receptacle Marking {To comply with 2014 NEC Article 406.3(E)}

To meet the requirements for identifying receptacles that will be automatically de-energized as part of an overall plug load control program, the 2014 National Electrical Code requires all 15A & 20A, 125V receptacles that are automatically controlled to be marked with a specific symbol

### Imprinted Receptacles

For new construction and renovation applications, custom imprinting directly on the receptacle is available for our most popular specification grade receptacles. Available in back and side wired and side wired standard, tamper-resistant and Decora® configurations.

Heavy-Duty Spec Grade Back and Side Wired, Duplex   FED SPEC			
Rating	15A-125V		20A-125V
NEMA			
	5-15R		5-20R
Description	Color	Cat. No.	Cat. No.
2 Plugs Controlled** Markings	White	16252-2PW	16352-2PW
	Ivory	16252-2PI	16352-2PI
	Light Almond	16252-2PT	16352-2PT
	Gray	16252-2PG	16352-2PG
	Black	16252-2PE	16352-2PE
	Brown	16252-2P	16352-2P
	Red	16252-2PR	16352-2PR
	Blue	16252-2PB	16352-2PB
1 Plug Controlled* Markings	White	16252-1PW	16352-1PW
	Ivory	16252-1PI	16352-1PI
	Light Almond	16252-1PT	16352-1PT
	Gray	16252-1PG	16352-1PG
	Black	16252-1PE	16352-1PE
	Brown	16252-1P	16352-1P
	Red	16252-1PR	16352-1PR
	Blue	16252-1PB	16352-1PB

\*1 Controlled = split-circuit - break-off tab removed on 'hot' terminal; control marking on 1 outlet.

\*\*2 Controlled = no break-off tabs removed; control marking for both outlets



Straight Blade Devices



### Wallplates

Find the right wallplate for any application. **See section S for Wallplates & Weather-Resistant Covers.**

## Industrial Specification Grade Decora® Receptacles

Controlled Receptacle Marking {To comply with 2014 NEC Article 406.3(E)}

Spec Grade, Tamper-Resistant Back and Side Wired Ⓢ			
Rating		15A-125V	20A-125V
NEMA			
		5-15R	5-20R
Description	Color	Cat. No.	Cat. No.
2 Plugs Controlled** Markings	White	TDR15-S2W	TDR20-S2W
	Ivory	TDR15-S2I	TDR20-S2I
	Light Almond	TDR15-S2T	TDR20-S2T
	Gray	TDR15-S2G	TDR20-S2G
	Black	TDR15-S2E	TDR20-S2E
	Brown	TDR15-S2	TDR20-S2
1 Plug Controlled* Markings	White	TDR15-S1W	TDR20-S1W
	Ivory	TDR15-S1I	TDR20-S1I
	Light Almond	TDR15-S1T	TDR20-S1T
	Gray	TDR15-S1G	TDR20-S1G
	Black	TDR15-S1E	TDR20-S1E
	Brown	TDR15-S1	TDR20-S1



TDR20-S1

\*1 Controlled = split-circuit - break-off tab removed on 'hot' terminal; control marking on 1 outlet.  
 \*\*2 Controlled = no break-off tabs removed; control marking for both outlets



### Wallplates

Find the right wallplate for any application. **See section 5 for Wallplates & Weather-Resistant Covers.**

## Hospital Grade Decora Plus™ Heavy-Duty Receptacles

### Features and Benefits

- Durable thermoplastic face in an array of contemporary colors
- Receptacles have a locked-in mounting strap with a self-grounding clip riveted to the strap
- Hospital grade tamper-resistant receptacles include a unique shutter mechanism that opens easily for the insertion of 2 or 3-prong plugs while preventing entry by other small objects into either outlet slot
- Hospital grade isolated ground receptacles (identified by an orange face or triangle on the face) protect sensitive electronic equipment and eliminate electromagnetic interference by providing a separate path to ground
- Power Indication™ meets UL 498 Hospital Grade identification requirements
- Backed by a limited 10-year warranty

Back and Side Wired <td></td> <td></td> <td></td>								
	5-15R	6-15R	5-20R	6-20R				
Description	Color	Cat. No.	Cat. No.	Cat. No.	Cat. No.			
Heavy-Duty, Duplex, Isolated Ground	White	D8200-IGW	—	D8300-IGW	—			
	Ivory	D8200-IGI	—	D8300-IGI	—			
	Light Almond	D8200-IGT	—	D8300-IGT	—			
	Gray	D8200-IGG	—	D8300-IGG	—			
	Black	D8200-IGE	—	D8300-IGE	—			
	Brown	D8200-IGB	—	D8300-IGB	—			
	Red	D8200-IGR	—	D8300-IGR	—			
	Orange	D8200-IG	—	D8300-IG	—			
Heavy-Duty, Duplex, Isolated Ground/ Tamper-Resistant	White	DT820-IGW	—	DT830-IGW	—			
	Ivory	DT820-IGI	—	DT830-IGI	—			
	Gray	DT820-IGG	—	DT830-IGG	—			
	Brown	DT820-IGB	—	DT830-IGB	—			
	Red	DT820-IGR	—	DT830-IGR	—			
	Orange	DT820-IG	—	DT830-IG	—			
Heavy-Duty, Type A-C USB Charger/Receptacle, Tamper-Resistant	White	T5633-HGW	—	T5833-HGW	—			
	Ivory	T5633-HGI	—	T5833-HGI	—			
	Light Almond	T5633-HGT	—	T5833-HGT	—			
	Gray	T5633-HGG	—	T5833-HGG	—			
	Brown	T5633-HG	—	T5833-HG	—			
	Red	T5633-HGR	—	T5833-HGR	—			



D8300-IGR



DT820-IGW

### SPOTLIGHT

#### Leviton ASHRAE Standard 90.1 2010 and California Title 24 Online Design Guides

Take advantage of Leviton's ASHRAE 90.1 2010 and California Title 24 Design Guides on your laptop or mobile device. These comprehensive online guides are searchable by recommended Leviton solution, code article or application. To register or download the Leviton ASHRAE 90.1 and California Title 24 mobile apps go to [ashrae.leviton.com](http://ashrae.leviton.com) or [title24.leviton.com](http://title24.leviton.com).



## Hospital Grade Decora Plus™ Extra Heavy-Duty Receptacles

Back and Side Wired

Rating		15A-125V	20A-125V
NEMA			
		5-15R	5-20R
Description	Color	Cat. No.	Cat. No.
Extra Heavy-Duty, Duplex, non-Fed Spec Rated	White	16262-HGW	16362-HGW
	Ivory	16262-HGI	16362-HGI
	Light Almond	—	16362-HGT
	Gray	16262-HGG	16362-HGG
	Red	16262-HGR	16362-HGR
Extra Heavy-Duty, Duplex, Tamper-Resistant, non-Fed Spec Rated	White	16262-SGW	16362-SGW
	Ivory	16262-SGI	16362-SGI
	Light Almond	16262-SGT	16362-SGT
	Gray	—	16362-SGG
	Red	16262-SGR	16362-SGR
Extra Heavy-Duty, Duplex, Power Indication™, non-Fed Spec Rated	White	16262-PLW	16362-PLW
	Ivory	16262-PLI	16362-PLI
	Red	16262-PLR	16362-PLR



16262-HGI



16262-SGW



16262-PLR

## Lev-Lok® Modular Wiring Device System

The revolutionary Lev-Lok® Modular Wiring Device System consists of a wiring module (locking connector with leads) and a rugged wiring device (receptacle or switch) with solid brass locking connection pins. By placing the wiring module over the device's locking pins and twisting clockwise, the connection is secured. Leviton's modular devices address the reliability and performance concerns of specification engineers without sacrificing contractors' needs for fast, easy installation.

### Features and Benefits

- Devices constructed with impact-resistant thermoplastic nylon cover and body
- Four corner latches securely fasten the device's face to the body
- Solid brass locking pins for strong, secure connection between device and wiring module
- Wiring module locks and latches to the device
- Wiring module ships with protective cover, preventing debris from entering contacts until device is attached
- Modules have factory-installed circuit ID label. Electricians can save a step by labeling device locations during rough-in
- Receptacles offered in commercial, industrial and hospital grades; in both conventional and tamper-resistant configurations
- Backed by a limited 10-year warranty

### Simple...

**Designed with the busy contractor in mind.**

Wiring modules arrive equipped with a protective cover and a circuit ID label. The protective cover keeps the Lev-Lok® module's contacts debris-free until the receptacle is installed. Use the wiring module's circuit ID label and make walkthrough troubleshooting faster and easier.



Wiring module with protective cover

### Easy...

**Connect and twist to lock.**

In two steps, the receptacle is securely attached to the module. Place the module over the receptacle's connection pins and twist clockwise to lock. The locking design allows only one module orientation. Replacement is just as easy. Reverse the two steps. Turn module counter clockwise to unlock and remove.




Place wiring module over connection pins

### Secure...

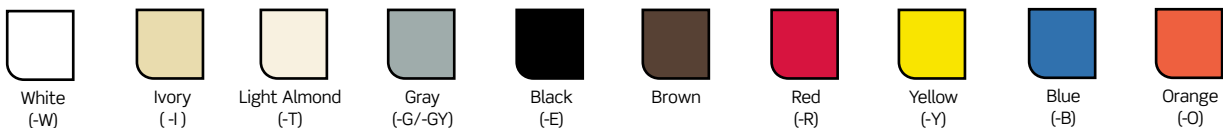
**Lock and latch system.**

Leviton's unique connection system locks and latches the Lev-Lok® wiring module to the receptacle providing double the security without adding assembly steps.



Wiring module locked and latched

**Color Choices** Lev-Lok® devices are offered in a wide range of colors. To order colors, add suffix to Cat. No.






## Lev-Lok® Wiring Modules

### Features and Benefits

- Modules are constructed of an impact resistant polycarbonate
- #12 AWG THHN wire leads, 6" length, either solid or stranded wire
- Available with 4-port pushwire connector for even faster installation
- Wiring module locks and latches to the device body providing double the connection security
- Wiring modules are shipped with protective cover and factory-installed circuit ID label
- Backed by a limited 10-year warranty

Wiring modules include factory-installed circuit ID label so that electricians can save a step by labeling device locations during rough-in



### Lev-Lok® Wiring Modules

Device Type	Description	Color	Cat. No.
Receptacles	Stranded Wire Leads	White	MSTWL-A
	Stranded Wire Leads (for emergency circuits)	Red	MSTWL-R
	Stranded Wire Leads with 4-port push wire connectors	White	MSTWL-WST
	Solid Wire Leads	White	MSTWL-SDA
	Solid Wire Leads with 4-port push wire connectors	White	MSTWL-WSD
IG Receptacles	Stranded Wire Leads	Orange	MSTWL-IG
	Stranded Wire Leads with 4-port push wire connectors	Orange	MSTWL-WIG
	Solid Wire Leads	Orange	MSTWL-SIG
	Stranded XHHW-2 Wire for Low Leakage Circuits*	White	MSTWL-XA**
	Stranded XHHW-2 Wire for Low Leakage Circuits	White	MSTWL-X1**
Switches	Stranded Wire Leads	Yellow	MSPSW-ST
	Solid Wire Leads	Yellow	MSPSW-SD

\*With orange, brown and green wires.


\*\*Add suffix of 0 for 6", 1 for 12", 2 for 24" or 3 for 36" long leads; please allow 4 to 6 weeks for delivery

**Lev-Lok® Heavy-Duty Specification Grade Modular Receptacles**

**Features and Benefits**

- Constructed with impact-resistant thermoplastic nylon cover and body
- Four corner latches securely fasten the receptacle's face to the body
- Large triple-wipe, brass "T" line contacts for superior contact and conductivity
- #12 AWG THHN wire leads, 6" length on MSTWL series wiring modules
- Galvanized steel, wrap around mounting strap with riveted ground contacts
- Grounding clip permanently secured to strap for easy, simple, and secure installation
- Wiring module locks and latches to the receptacle body providing double the connection security
- Receptacle to be installed only with Leviton MSTWL series wiring modules
- MSTWL wiring module shipped separately with protective label and factory-installed circuit ID label
- Backed by a limited 10-year warranty

**M5362-SW**



Continued on next page

# Lev-Lok® Modular Receptacles









15A, 20A | Commercial



Continued from previous page

## Lev-Lok® Heavy-Duty Specification Grade Modular Receptacles

Straight Blade Devices

2-Pole, 3-Wire Grounding 				
Rating	15A-125V		20A-125V	
NEMA				
		5-15R		5-20R
Description	Color	Cat. No.	Cat. No.	
Heavy-Duty, Duplex	White	M5262-SW	M5362-SW*	
	Ivory	M5262-SI	M5362-SI	
	Light Almond	M5262-ST	M5362-ST	
	Gray	M5262-GYS	M5362-GYS	
	Black	M5262-SE	M5362-S	
	Brown	M5262-S	M5362-S	
	Red	M5262-SR	M5362-SR	
	Blue	M5262-SB	M5362-SB	
Heavy-Duty, Duplex, Tamper-Resistant	White	MT562-SW	MT563-SW**	
	Ivory	MT562-SI	MT563-SI	
	Light Almond	MT562-ST	MT563-ST	
	Gray	MT562-SGY	MT563-SGY	
	Black	MT562-SE	MT563-SE	
	Brown	MT562-S	MT563-S	
	Red	MT562-SR	MT563-SR	
	Blue	MT562-SB	MT563-SB	
Heavy-Duty, Duplex, Split-Circuit	White	M5262-SCW	M5362-SCW	
	Ivory	M5262-SCI	M5362-SCI	
	Light Almond	M5262-SCT	M5362-SCT	
	Gray	M5262-SCG	M5362-SCG	
	Black	M5262-SCE	M5362-SCE	
	Brown	M5262-SC	M5362-SC	
	Red	M5262-SCR	M5362-SCR	
	Blue	M5262-SCB	M5362-SCB	
Heavy-Duty, Duplex, Tamper-Resistant, Split-Circuit	White	MT562-SCW	MT563-SCW	
	Ivory	MT562-SCI	MT563-SCI	
	Light Almond	MT562-SCT	MT563-SCT	
	Gray	MT562-SCG	MT563-SCG	
	Black	MT562-SCE	MT563-SCE	
	Brown	MT562-SC	MT563-SC	
	Red	MT562-SCR	MT563-SCR	
	Blue	MT562-SCB	MT563-SCB	
Heavy-Duty, Duplex, Isolated Ground, Tamper-Resistant	White	MT562-IGW	MT563-IGW	
	Ivory	MT562-IGI	MT563-IGI	
	Light Almond	MT562-IGT	MT563-IGT	
	Gray	MT562-IGG	MT563-IGG	
	Black	MT562-IGE	MT563-IGE	
	Red	MT562-IGR	MT563-IGR	
	Orange	MT562-IG	MT563-IG	
Heavy-Duty, Duplex, Isolated Ground	White	M5262-IGW	M5362-IGW	
	Ivory	M5262-IGI	M5362-IGI	
	Light Almond	M5262-IGT	M5362-IGT	
	Gray	M5262-IGG	M5362-IGG	
	Black	M5262-IGE	M5362-IGE	
	Red	M5262-IGR	M5362-IGR	
	Orange	M5262-IG	M5362-IG	

\*Available in 50 piece Bulk Pack, Cat. No. M5362-BSW.

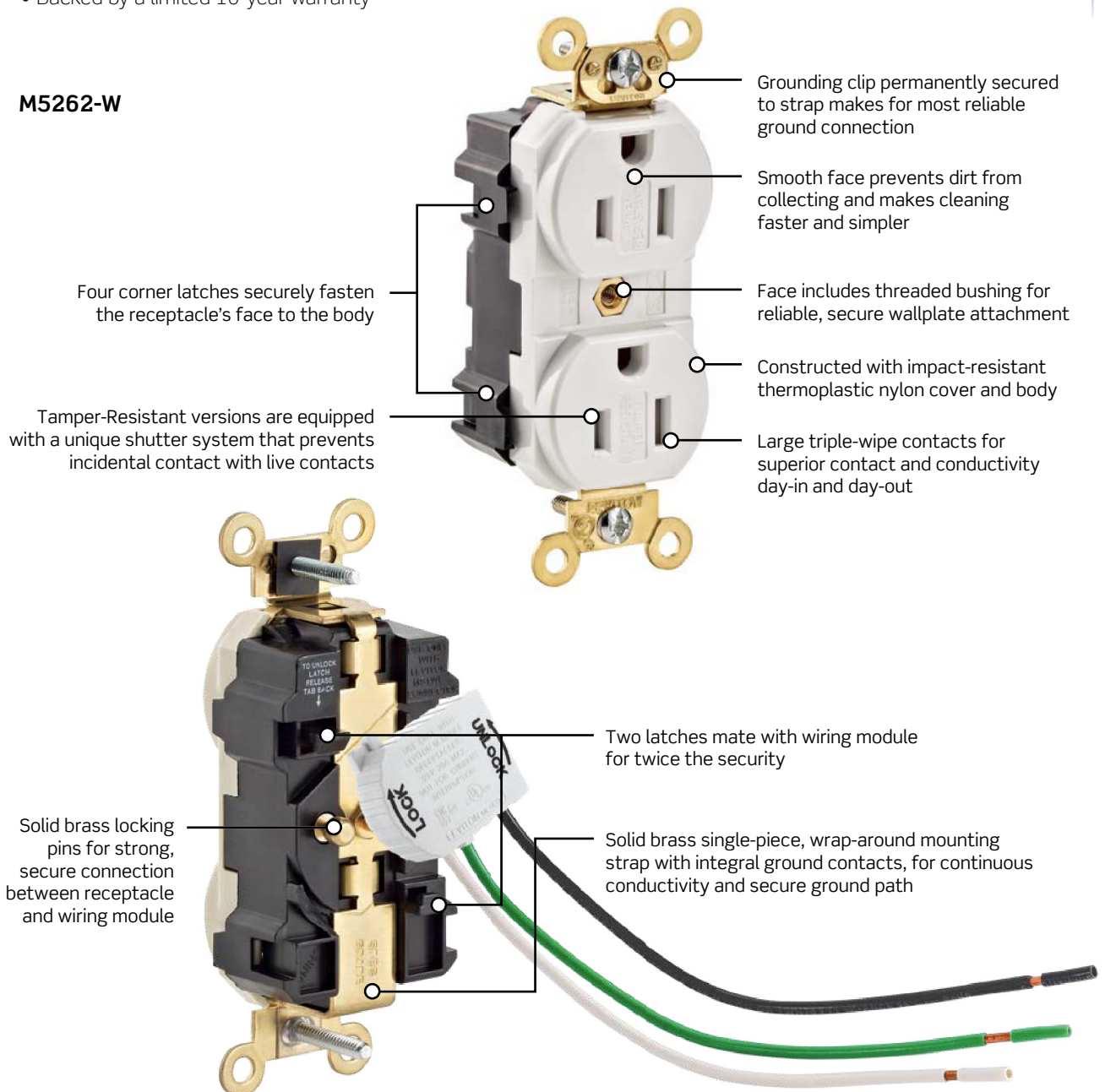
\*\*Available in 50 piece Bulk Pack, Cat. No. MT563-BSW

## Lev-Lok® Extra Heavy-Duty Specification Grade Modular Receptacles

### Features and Benefits

- Constructed with impact-resistant thermoplastic nylon cover and body
- Four corner latches securely fasten the receptacle's face to the body
- Large triple-wipe, brass "T" line contacts for superior contact and conductivity
- #12 AWG THHN wire leads, 6" length on MSTWL series wiring modules
- Grounding clip permanently secured to strap for easy, simple, and secure installation
- Receptacle face includes threaded brass bushing for reliable, secure wallplate attachment
- Wiring module latches on then locks to the receptacle body providing double the connection security
- Receptacle to be installed only with Leviton MSTWL series wiring modules
- MSTWL wiring module shipped separately with protective cover and factory-installed circuit ID label
- Backed by a limited 10-year warranty

### M5262-W



# Lev-Lok® Modular Receptacles

15A, 20A | Industrial



## Lev-Lok® Extra Heavy-Duty Specification Grade Modular Receptacles

C  
Straight Blade Devices

2-Pole, 3-Wire Grounding 			
Rating	15A-125V		20A-125V
NEMA			
	5-15R		5-20R
Description	Color	Cat. No.	Cat. No.
Extra Heavy-Duty, Duplex, Tamper-Resistant	White	M5262-SGW	M5362-SGW
	Ivory	M5262-SGI	M5362-SGI
	Light Almond	M5262-SGT	M5362-SGT
	Gray	M5262-SGG	M5362-SGG
	Black	M5262-SGE	M5362-SGE
	Brown	M5262-SG	M5362-SG
	Red	M5262-SGR	M5362-SGR
	Blue	M5262-SGB	M5362-SGB
Extra Heavy-Duty, Duplex, Brass Strap	White	M5262-W	M5362-W
	Ivory	M5262-I	M5362-I
	Light Almond	M5262-T	M5362-T
	Gray	M5262-GY	M5362-GY
	Black	M5262-E	M5362-E
	Brown	M5262	M5362
	Red	M5262-R	M5362-R
	Blue	M5262-B	M5362-B



M5262-I with MSTWL-A

### SPOTLIGHT

#### lev-lok®


The revolutionary line of Lev-Lok® Modular Wiring Device System from Leviton speeds the installation of wiring devices from start to finish. At the rough-in stage, there is no need to make and install pigtails: simply install the Lev-Lok® wiring module. When you're ready to install the wiring devices, simply connect the wiring module to the device, tighten the mounting screws and you're done. To have a Lev-Lok® specialist contact you visit us online at [www.leviton.com/levlok](http://www.leviton.com/levlok).





## Controlled Receptacle Marking

{To comply with 2014 NEC Article 406.3(E)}

To meet the requirements for identifying receptacles that will be automatically de-energized as part of an overall plug load control program, the 2014 National Electrical Code requires all 15A & 20A, 125V receptacles that are automatically controlled to be marked with a specific symbol .

## Imprinted Receptacles

For new construction and renovation applications, custom imprinting directly on the receptacle is available for our most popular specification grade receptacles. Available in back and side wired and side wired standard, tamper-resistant and Decora® configurations.



## Lev-Lok® Heavy-Duty Specification Grade Marked Controlled Receptacles

2-Pole, 3-Wire Grounding			
Rating		15A-125V	20A-125V
NEMA			
		5-15R	5-20R
Description	Color	Cat. No.	Cat. No.
Heavy-Duty, Duplex, Split-Circuit, One Outlet Marked Controlled	White	M5262-1CW	M5362-1CW
	Ivory	M5262-1CI	M5362-1CI
	Light Almond	M5262-1CT	M5362-1CT
	Gray	M5262-1CG	M5362-1CG
	Black	M5262-1CE	M5362-1CE
	Brown	M5262-1C	M5362-1C
	Red	M5262-1CR	M5362-1CR
Heavy-Duty, Duplex, Two Outlets Marked Controlled	White	M5262-2SW	M5362-2SW
	Ivory	M5262-2SI	M5362-2SI
	Light Almond	M5262-2ST	M5362-2ST
	Gray	M5262-2SG	M5362-2SG
	Black	M5262-2SE	M5362-2SE
	Brown	M5262-2S	M5362-2S
	Red	M5262-2SR	M5362-2SR
Heavy-Duty, Duplex, Tamper-Resistant, Split-Circuit, One Outlet Marked Controlled	White	MT562-1CW	MT563-1CW
	Ivory	MT562-1CI	MT563-1CI
	Light Almond	MT562-1CT	MT563-1CT
	Gray	MT562-1CG	MT563-1CG
	Black	MT562-1CE	MT563-1CE
	Brown	MT562-1C	MT563-1C
	Red	MT562-1CR	MT563-1CR
Blue	MT562-1CB	MT563-1CB	



M5362-1C



M5262-2S



MT563-1C



# Lev-Lok® Modular Receptacles



15A, 20A | Controlled | **Commercial**



## Lev-Lok® Heavy-Duty Specification Grade Marked Controlled Receptacles

{To comply with 2014 NEC Article 406.3(E)}

Straight Blade Devices

2-Pole, 3-Wire Grounding			
Rating	15A-125V		20A-125V
NEMA	 5-15R		 5-20R
Description	Color	Cat. No.	Cat. No.
Heavy-Duty, Duplex, Tamper-Resistant, Two Outlets Marked Controlled	White	MT562-2SW	MT563-2SW
	Ivory	MT562-2SI	MT563-2SI
	Light Almond	MT562-2ST	MT563-2ST
	Gray	MT562-2SG	MT563-2SG
	Black	MT562-2SE	MT563-2SE
	Brown	MT562-2S	MT563-2S
	Red	MT562-2SR	MT563-2SR
	Blue	MT562-2SU	MT563-2SU
	Green	MT562-2SN	MT563-2SN



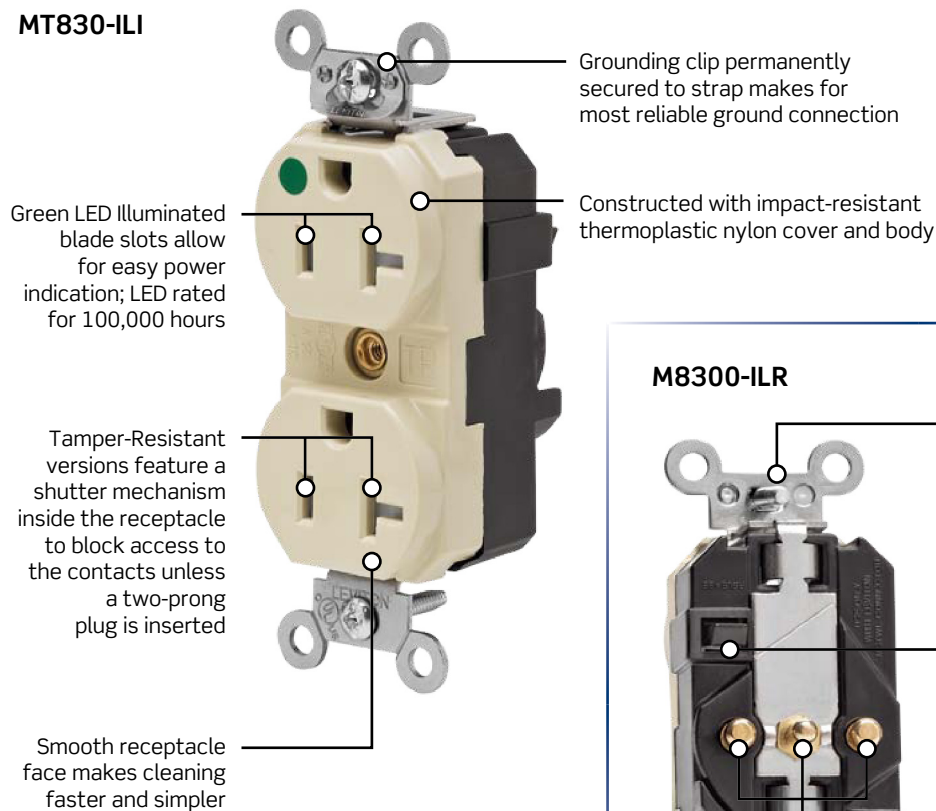
MT562-2S

## Lev-Lok® Hospital Grade Modular Receptacles

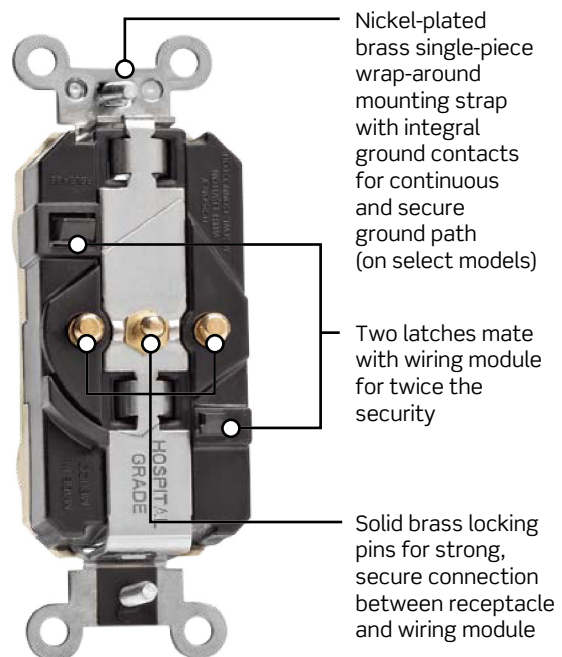
### Features and Benefits

- Constructed with impact-resistant thermoplastic nylon cover and body
- Smooth face prevents dirt from collecting
- Four corner latches securely fasten the receptacle's face to the body
- Large triple-wipe, brass "T" line contacts for superior contact and conductivity
- #12 AWG THHN wire leads, 6" length on MSTWL series wiring modules
- Grounding clip permanently secured to strap for easy, simple, and secure installation
- Receptacle face includes threaded brass bushing for reliable, secure wallplate attachment
- Wiring module locks and latches to the receptacle body providing double the connection security
- Receptacle to be installed only with Leviton MSTWL series wiring modules
- MSTWL wiring module shipped separately with protective cover and factory-installed circuit ID label
- Backed by a limited 10-year warranty

### MT830-ILI



### M8300-ILR



Continued on next page

# Lev-Lok® Modular Receptacles

15A, 20A | Hospital Grade | **Industrial**



Continued from previous page

## Lev-Lok® Heavy-Duty Hospital Grade Modular Receptacles

### 2-Pole, 3-Wire Grounding

Rating	15A-125V		20A-125V	
NEMA				
	5-15R		5-20R	
Description	Color	Cat. No.	Cat. No.	Cat. No.
Heavy-Duty, Duplex	White	M8200-HW	M8300-HW*	
	Ivory	M8200-HI	M8300-HI	
	Light Almond	M8200-HT	M8300-HT	
	Gray	M8200-HGY	M8300-HGY	
	Black	M8200-HE	M8300-HE	
	Brown	M8200-H	M8300-H	
	Red	M8200-HR	M8300-HR**	
	Blue	M8200-HB	M8300-HB	
Heavy-Duty, Duplex, Tamper-Resistant	White	MT820-W	MT830-W	
	Ivory	MT820-I	MT830-I	
	Light Almond	MT820-T	MT830-T	
	Gray	MT820-GY	MT830-GY	
	Black	MT820-E	MT830-E	
	Brown	MT820	MT830	
	Red	MT820-R	MT830-R	
Heavy-Duty, Duplex, Isolated Ground	White	M8200-IGW	M8300-IGW	
	Ivory	M8200-IGI	M8300-IGI	
	Light Almond	M8200-IGT	M8300-IGT	
	Gray	M8200-IGG	M8300-IGG	
	Black	M8200-IGE	M8300-IGE	
	Red	M8200-IGR	M8300-IGR	
	Orange	M8200-IG	M8300-IG	
Heavy-Duty, Duplex, Isolated Ground, Tamper-Resistant	White	MT820-IGW	MT830-IGW	
	Ivory	MT820-IGI	MT830-IGI	
	Light Almond	MT820-IGT	MT830-IGT	
	Gray	MT820-IGG	MT830-IGG	
	Black	MT820-IGE	MT830-IGE	
	Red	MT820-IGR	MT830-IGR	
	Orange	MT820-IG	MT830-IG	

\*Available in 100 piece Bulk Pack, Cat. No. M8300-BHW.


\*\*Available in 100 piece Bulk Pack, Cat. No. M8300-BHR



MT820-W



MT830-IG (front)



MT830-IG with MSTLW-IG (back)

Straight Blade Devices

## Lev-Lok® Extra Heavy-Duty Hospital Grade Modular Receptacles

2-Pole, 3-Wire Grounding 			
Rating		15A-125V	20A-125V
NEMA			
		5-15R	5-20R
Description	Color	Cat. No.	Cat. No.
Extra Heavy-Duty, Duplex, Nickel Plated	White	M8200-W	M8300-W
	Ivory	M8200-I	M8300-I
	Light Almond	M8200-T	M8300-T
	Gray	M8200-GY	M8300-GY
	Black	M8200-E	M8300-E
	Brown	M8200	M8300
	Red	M8200-R	M8300-R
Extra Heavy-Duty, Duplex, Tamper-Resistant	White	M8200-SGW	M8300-SGW
	Ivory	M8200-SGI	M8300-SGI
	Light Almond	M8200-SGT	M8300-SGT
	Gray	M8200-SGG	M8300-SGG
	Black	M8200-SGE	M8300-SGE
	Brown	M8200-SG	M8300-SG
	Red	M8200-SGR	M8300-SGR
Extra Heavy-Duty, Duplex, Power Indication™	White	M8200-PLW	M8300-PLW
	Ivory	M8200-PLI	M8300-PLI
	Light Almond	M8200-PLT	M8300-PLT
	Gray	M8200-PLG	M8300-PLG
	Red	M8200-PLR	M8300-PLR
Extra Heavy-Duty, Duplex, MRI	White	MR115-W	MR120-W
	Ivory	MR115-I	MR120-I
	Light Almond	MR115-T	MR120-T
	Gray	MR115-GY	MR120-GY
	Red	MR115-R	MR120-R



M8200-W






M8200-PLW



M8300-ILI

## Lev-Lok® Illuminated Extra Heavy-Duty Hospital Grade Modular Receptacles

2-Pole, 3-Wire Grounding 			
Rating		15A-125V	20A-125V
NEMA			
		5-15R	5-20R
Description	Color	Cat. No.	Cat. No.
Extra Heavy-Duty, Duplex, Nickel Plated	White	M8200-ILW	M8300-ILW
	Ivory	M8200-ILI	M8300-ILI
	Light Almond	M8200-ILT	M8300-ILT
	Gray	M8200-ILG	M8300-ILG
	Red	M8200-ILR	M8300-ILR
Extra Heavy-Duty, Duplex, Tamper-Resistant	White	MT820-ILW	MT830-ILW
	Ivory	MT820-ILI	MT830-ILI
	Light Almond	MT820-ILT	MT830-ILT
	Gray	MT820-ILG	MT830-ILG
	Red	MT820-ILR	MT830-ILR



MT830-ILR

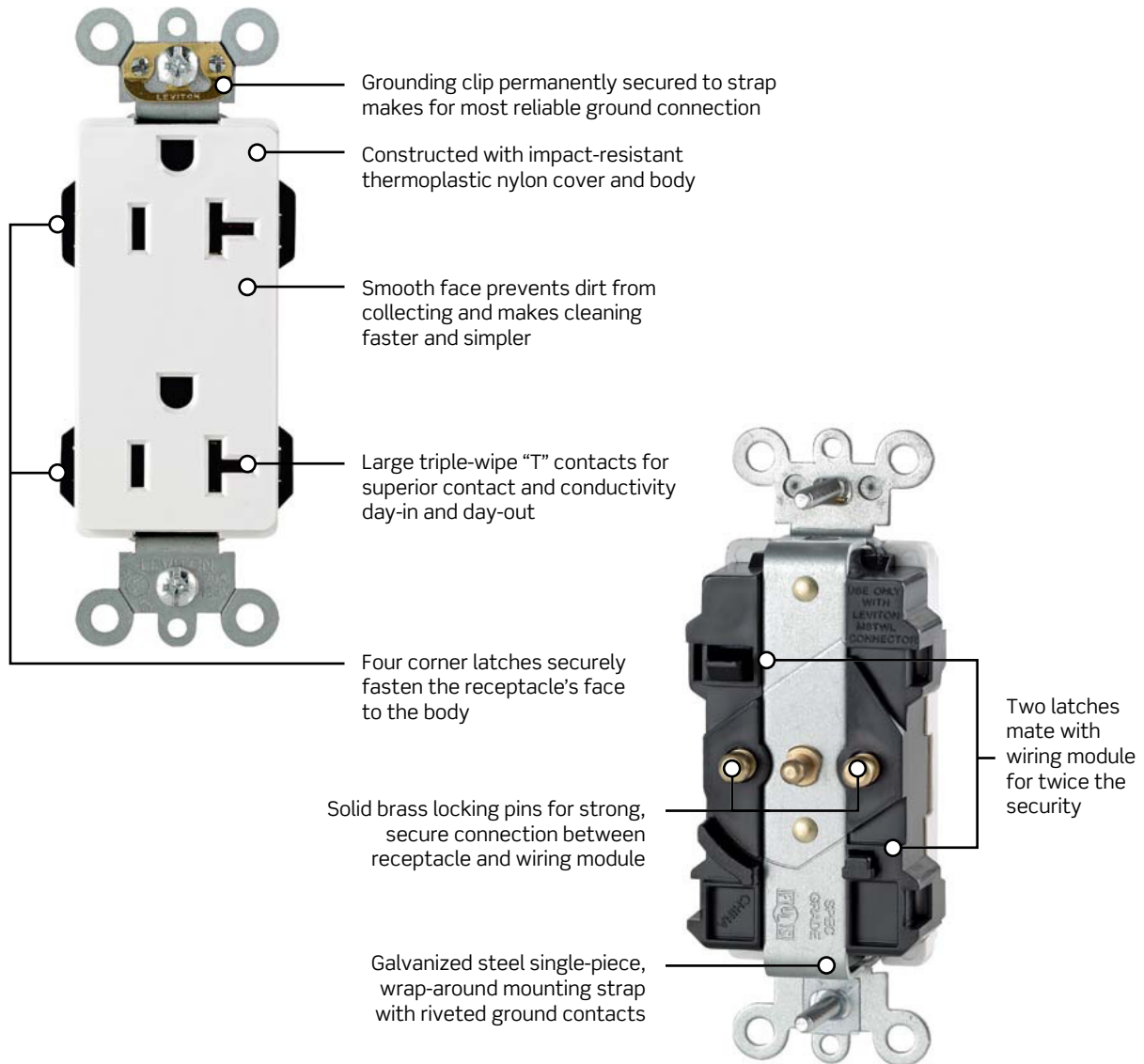
Straight Blade Devices

## Lev-Lok® Decora Plus™ Heavy-Duty Specification Grade Modular Receptacles




### Features and Benefits

- Constructed with impact-resistant thermoplastic nylon cover and body
- Smooth face prevents dirt from collecting
- Four corner latches securely fasten the receptacle's face to the body
- Large triple-wipe, brass "T" line contacts for superior contact and conductivity
- #12 AWG THHN wire leads, 6" length on MSTWL series wiring modules
- Galvanized steel, wrap around mounting strap with riveted ground contacts
- Grounding clip permanently secured to strap for easy, simple, and secure installation
- Wiring module locks and latches to the receptacle body providing double the connection security
- Receptacle to be installed only with Leviton MSTWL series wiring modules
- MSTWL wiring module shipped separately with protective label and factory-installed Circuit ID label
- Backed by a limited 10-year warranty

### M1636-W



## Lev-Lok® Decora Plus™ Heavy-Duty Specification Grade Modular Receptacles

2-Pole, 3-Wire Grounding 			
Rating		15A-125V	20A-125V
NEMA			
		5-15R	5-20R
Description	Color	Cat. No.	Cat. No.
Heavy-Duty, Duplex	White	M1626-W	M1636-W
	Ivory	M1626-I	M1636-I
	Light Almond	M1626-T	M1636-T
	Gray	M1626-GY	M1636-GY
	Black	M1626-E	M1636-E
	Brown	M1626	M1636
	Red	M1626-R	M1636-R
	Blue	M1626-B	M1636-B
Heavy-Duty, Duplex, Tamper-Resistant	White	MT162-W	MT163-W*
	Ivory	MT162-I	MT163-I
	Light Almond	MT162-T	MT163-T
	Gray	MT162-GY	MT163-GY
	Black	MT162-E	MT163-E
	Brown	MT162	MT163
	Red	MT162-R	MT163-R
	Blue	MT162-B	MT163-B
Heavy-Duty, Duplex, Isolated Ground	White	M1626-IGW	M1636-IGW
	Ivory	M1626-IGI	M1636-IGI
	Light Almond	M1626-IGT	M1636-IGT
	Gray	M1626-IGG	M1636-IGG
	Black	M1626-IGE	M1636-IGE
	Red	M1626-IGR	M1636-IGR
	Orange	M1626-IG	M1636-IG
	Heavy-Duty, Duplex, Isolated Ground, Tamper-Resistant	White	MT162-IGW
Ivory		MT162-IGI	MT163-IGI
Light Almond		MT162-IGT	MT163-IGT
Gray		MT162-IGG	MT163-IGG
Black		MT162-IGE	MT163-IGE
Red		MT162-IGR	MT163-IGR
Orange		MT162-IG	MT163-IG
Heavy-Duty, Duplex, Split-Circuit, Separate Lead Provided		White	M1626-SCW
	Ivory	M1626-SCI	M1636-SCI
	Light Almond	M1626-SCT	M1636-SCT
	Gray	M1626-SCG	M1636-SCG
	Black	M1626-SCE	M1636-SCE
	Brown	M1626-SC	M1636-SC
	Red	M1626-SCR	M1636-SCR
	Blue	M1626-SCB	M1636-SCB
Heavy-Duty, Duplex, Tamper-Resistant, Split-Circuit, Separate Lead Provided	White	MT162-SCW	MT163-SCW
	Ivory	MT162-SCI	MT163-SCI
	Light Almond	MT162-SCT	MT163-SCT
	Gray	MT162-SCG	MT163-SCG
	Black	MT162-SCE	MT163-SCE
	Brown	MT162-SC	MT163-SC
	Red	MT162-SCR	MT163-SCR
	Blue	MT162-SCB	MT163-SCB



M1636-W



MT163-W



M1626-SCW



M1636-IG

\*Available in 50 piece Bulk Pack, Cat. No. MT163-BSW



# Lev-Lok® Decora Plus™ Modular Receptacles


15A, 20A | Controlled | Industrial



Straight Blade Devices

## Industrial Specification Grade Decora® Receptacles

### Controlled Receptacle Marking {To comply with 2014 NEC Article 406.3(E)}

To meet the requirements for identifying receptacles that will be automatically de-energized as part of an overall plug load control program, the 2014 National Electrical Code requires all 15A & 20A, 125V receptacles that are automatically controlled to be marked with a specific symbol .

### Imprinted Receptacles

For new construction and renovation applications, custom imprinting directly on the receptacle is available for our most popular specification grade receptacles. Available in back and side wired and side wired standard, tamper-resistant and Decora® configurations.



## Lev-Lok® Heavy-Duty Specification Grade Marked Controlled Receptacles

2-Pole, 3-Wire Grounding			
Rating		15A-125V	20A-125V
NEMA			
		5-15R	5-20R
Description	Color	Cat. No.	Cat. No.
Heavy-Duty, Duplex, Tamper-Resistant, Split-Circuit, One Outlet Marked Controlled	White	MT162-1CW	MT163-1CW
	Ivory	MT162-1CI	MT163-1CI
	Light Almond	MT162-1CT	MT163-1CT
	Gray	MT162-1CG	MT163-1CG
	Black	MT162-1CE	MT163-1CE
	Brown	MT162-1C	MT163-1C
	Red	MT162-1CR	MT163-1CR
	Blue	MT162-1CB	MT163-1CB
Heavy-Duty, Duplex, Tamper-Resistant, Two Outlets Marked Controlled	White	MT162-2W	MT163-2W
	Ivory	MT162-2I	MT163-2I
	Light Almond	MT162-2T	MT163-2T
	Gray	MT162-2GY	MT163-2GY
	Black	MT162-2E	MT163-2E
	Brown	MT162-2	MT163-2
	Red	MT162-2R	MT163-2R
	Blue	MT162-2BU	MT163-2BU
Green	MT162-2GN	MT163-2GN	
Heavy-Duty, Duplex, Split-Circuit, One Outlet Marked Controlled	White	M1626-1CW	M1636-1CW
	Ivory	M1626-1CI	M1636-1CI
	Light Almond	M1626-1CT	M1636-1CT
	Gray	M1626-1CG	M1636-1CG
	Black	M1626-1CE	M1636-1CE
	Brown	M1626-1C	M1636-1C
	Red	M1626-1CR	M1636-1CR
	Blue	M1626-1CB	M1636-1CB
Heavy-Duty, Duplex, Two Outlets Marked Controlled	White	M1626-2SW	M1636-2SW
	Ivory	M1626-2SI	M1636-2SI
	Light Almond	M1626-2ST	M1636-2ST
	Gray	M1626-2SG	M1636-2SG
	Black	M1626-2SE	M1636-2SE
	Brown	M1626-2S	M1636-2S
	Red	M1626-2SR	M1636-2SR
	Blue	M1626-2SU	M1636-2SU
Green	M1626-2SN	M1636-2SN	



MT162-1CW




MT162-2W

## Lev-Lok® Decora Plus™ Hospital Grade Modular Receptacles

### Features and Benefits

- Constructed with impact-resistant thermoplastic nylon cover and body
- Smooth face prevents dirt from collecting
- Four corner latches securely fasten the receptacle's face to the body
- Large triple-wipe, brass "T" line contacts for superior contact and conductivity
- #12 AWG THHN wire leads, 6" length on MSTWL series wiring modules
- For isolated ground versions, device strap is zinc plated steel and isolated ground system is brass
- Grounding clip permanently secured to strap for easy, simple, and secure installation
- Wiring module locks and latches to the receptacle body providing double the connection security
- Receptacle to be installed only with Leviton MSTWL series wiring modules
- MSTWL wiring module shipped separately with protective label and factory-installed circuit ID label
- Backed by a limited 10-year warranty

### M1636-HGW



# Lev-Lok® Decora Plus™ Modular Receptacles

15A, 20A | Hospital Grade | **Industrial**



Straight Blade Devices

## Lev-Lok® Decora Plus™ Extra Heavy-Duty Hospital Grade Modular Receptacles

2-Pole, 3-Wire Grounding 			
Rating		15A-125V	20A-125V
NEMA			
		5-15R	5-20R
Description	Color	Cat. No.	Cat. No.
Extra Heavy-Duty, Duplex, Tamper-Resistant,	White	MT162-HGW	MT163-HGW
	Ivory	MT162-HGI	MT163-HGI
	Light Almond	—	MT163-HGT
	Gray	MT162-HGG	MT163-HGG
	Red	MT162-HGR	MT163-HGR
Extra Heavy-Duty, Duplex	White	M1626-HGW	M1636-HGW
	Ivory	M1626-HGI	M1636-HGI
	Light Almond	M1626-HGT	M1636-HGT
	Gray	M1626-HGG	M1636-HGG
	Black	M1626-HGE	M1636-HGE
	Brown	M1626-HG0	M1636-HG0
	Red	M1626-HGR	M1636-HGR
Extra Heavy-Duty, Duplex, Power Indication™	White	M1626-PLW	M1636-PLW
	Ivory	M1626-PLI	M1636-PLI
	Light Almond	M1626-PLT	M1636-PLT
	Gray	M1626-PLG	M1636-PLG
	Red	M1626-PLR	M1636-PLR
Extra Heavy-Duty, Duplex, Illuminated Face	White	M1626-ILW	M1636-ILW
	Ivory	M1626-ILI	M1636-ILI
	Light Almond	M1626-ILT	M1636-ILT
	Gray	M1626-ILG	M1636-ILG
	Red	M1626-ILR	M1636-ILR
Extra Heavy-Duty, Duplex, Tamper-Resistant, Illuminated Face	White	MT162-ILW	MT163-ILW
	Ivory	MT162-ILI	MT163-ILI
	Light Almond	MT162-ILT	MT163-ILT
	Red	MT162-ILR	MT163-ILR
	Gray	MT162-ILG	MT163-ILG



MT163-HGW with MSTWL-A



M1626-HGI




### SPOTLIGHT

#### lev-lok®

The revolutionary line of Lev-Lok® Modular Wiring Device System from Leviton speeds the installation of wiring devices from start to finish. At the rough-in stage, there is no need to make and install pigtails: simply install the Lev-Lok® wiring module. When you're ready to install the wiring devices, simply connect the wiring module to the device, tighten the mounting screws and you're done. To have a Lev-Lok® specialist contact you visit us online at [www.leviton.com/levlok](http://www.leviton.com/levlok).



## Lev-Lok® Decora Plus™ Heavy-Duty Hospital Grade Modular Receptacles

2-Pole, 3-Wire Grounding 			
Rating		15A-125V	20A-125V
NEMA			
		5-15R	5-20R
Description	Color	Cat. No.	Cat. No.
Heavy-Duty, Duplex, Isolated Ground, Tamper-Resistant	White	MDT82-IGW	MDT83-IGW
	Ivory	MDT82-IGI	MDT83-IGI
	Light Almond	MDT82-IGT	MDT83-IGT
	Gray	MDT82-IGG	MDT83-IGG
	Black	MDT82-IGE	MDT83-IGE
	Red	MDT82-IGR	MDT83-IGR
	Orange	MDT82-IG	MDT83-IG
Heavy-Duty, Duplex, Isolated Ground	White	MD820-IGW	MD830-IGW
	Ivory	MD820-IGI	MD830-IGI
	Light Almond	MD820-IGT	MD830-IGT
	Gray	MD820-IGG	MD830-IGG
	Black	MD820-IGE	MD830-IGE
	Red	MD820-IGR	MD830-IGR
	Orange	MD820-IG	MD830-IG



MDT83-IG




MD820-IG

## Snap-In Devices

### Features and Benefits

- All 1306 products come with dual exiting capabilities
- Snap-in devices with other mounting clips and terminations available upon request



### 2-Wire Snap-In Devices

<b>Rating</b>		<b>15A-125V</b>			
NEMA		 1-15R			
<b>Description</b>	<b>Colors</b>	<b>Cat. No. Receptacle</b>	<b>Cat. No. Plug</b>	<b>Panel Thickness (Inches)</b>	<b>Panel Opening (Inches)</b>
2-Wire Polarized Receptacle Leads #14 AWG, 105°C Plastic, 6" Long, Stripped 1/2"	White	1306-W	—	.028-.060	.97 x .52
	Black	1306	—	.028-.060	.97 x .52



1306-W

### 3-Wire Snap-In Devices

<b>Rating</b>		<b>15A-125V</b>			
NEMA		  5-15R      5-15P			
<b>Description</b>	<b>Colors</b>	<b>Cat. No. Receptacle</b>	<b>Cat. No. Plug</b>	<b>Panel Thickness (Inches)</b>	<b>Panel Opening (Inches)</b>
3-Wire Grounding, Leads #14 AWG, 105°C Plastic, 6" Long, Stripped 1/2", Grounding Wire #16 AWG	White	1374-W	—	.031-.080	.95 x .95
	Black	1374-1	1373-1	.031-.080	.95 x .95



1374-1

\*Other panel thicknesses available

Straight Blade Devices

## Electrical Accessories

Leviton electrical accessories for the home include taps and adapters. Every item is subject to Leviton's strict in-house quality control and must meet or exceed applicable industry standards.

### Electrical Accessories Family



**Color Choices** Taps and adapters are offered in a wide range of colors. To order colors, add suffix to Cat. No.



### Taps and Adapters

#### Features and Benefits

- Plug-in switch provides ON/OFF switching at outlet location
- Plug-in outlet adapters provide convenient expansion of outlet capacity
- Lampholder outlet adapters convert lampholders into lampholders with outlets

### Switch Taps

#### 2-Pole, 2-Wire



Description	Rating	Cat. No.	Color
Plug-In Switch Tap, non-grounded	13A-125V	1469	W, I

#### 2-Pole, 3-Wire



Description	Rating	Cat. No.	Color
Plug-In Switch Tap, grounded	15A-125V	1470	W, I



1470

### Plug-In Outlet Adapters

#### 2-Pole, 2-Wire Non-Grounded



Description	Rating	Cat. No.	Color
Single-to-Triple Right Angle, 3 round or flat plugs accepted	15A-125V	65	W, I
Single-to-Triple Swivel, 3 flat plugs accepted	15A-125V	69	W, I
Triple Cube Adapter, vinyl, 3 round or flat plugs accepted	15A-125V	531	W, I, B
Duplex outlet to 6 outlets, 6 round or flat plugs accepted	15A-125V	49687	W, I



69-W

Continued on next page



Continued from previous page

### Plug-In Outlet Adapters

#### 2-Pole, 3-Wire Grounded



Description	Rating	Cat. No.	Color
Triple Cube Adapter, 3 round or flat plugs accepted	15A-125V	692	W, I, E
3-Wire, Single-to-Triple, 3 straight plugs accepted	15A-125V	694	O, G
3-Wire, Duplex-to-Six, 6 small or 4 large plugs accepted	15A-125V	6ADPT	W, I
3-Wire, Single-to-Triple, 3 straight or angle plugs accepted	15A-125V	697	W, I, B
3-Wire, Single-to-Triple, vinyl, 3 straight or angle plugs accepted	15A-125V	699	O
3-Wire, Duplex to Six	15A-125V	6VERT	W, I



6VERT



698-W

#### 2-Pole, 2-Wire to 2-Pole 3-Wire Grounding

Description	Rating	Cat. No.	Color
2-Wire to 3, 1 straight or 1 angle plug accepted*	15A-125V	274	GY
2-Wire to 3, 3 straight plugs accepted*	15A-125V	698	W, I

\*Note: Leviton Cat. No. 274 and Cat. No. 698 adapters use the outlet wallplate screws for grounding

### Medium Base Lampholder Outlet Adapters

#### 2-Pole, 2-Wire



Description	Rating	Cat. No.	Color
Outlet-to-Lampholder	660W-125V	61	W, I
Lampholder-to-Outlet	660W-125V	125	W
Single Lampholder-to-Twin Lampholder	660W-125V	128	W, I, B
Keyless Lampholder and 2 Outlets	660W-125V	1403	W, I, E, B
Pull Chain Lampholder and 2 Outlets (pull chain controls lamp socket ONLY). Outlet continuously live	660W-125V Max. Total	1406	W, I, E



1403-W

### Outlet Safety Caps

#### Features and Benefits

- Insert into unused outlets to serve as a barrier
- Can be easily removed by adults when needed

#### Outlet Caps

Description	Cat. No.	Color
12 Pack	12777	Clear



12777

## Plugs and Connectors, Flanged Inlets and Outlets

Leviton plugs and connectors are rugged and easy to wire. They are offered in polarized and non-polarized versions and in all NEMA configurations.

### Sample Plugs and Connectors



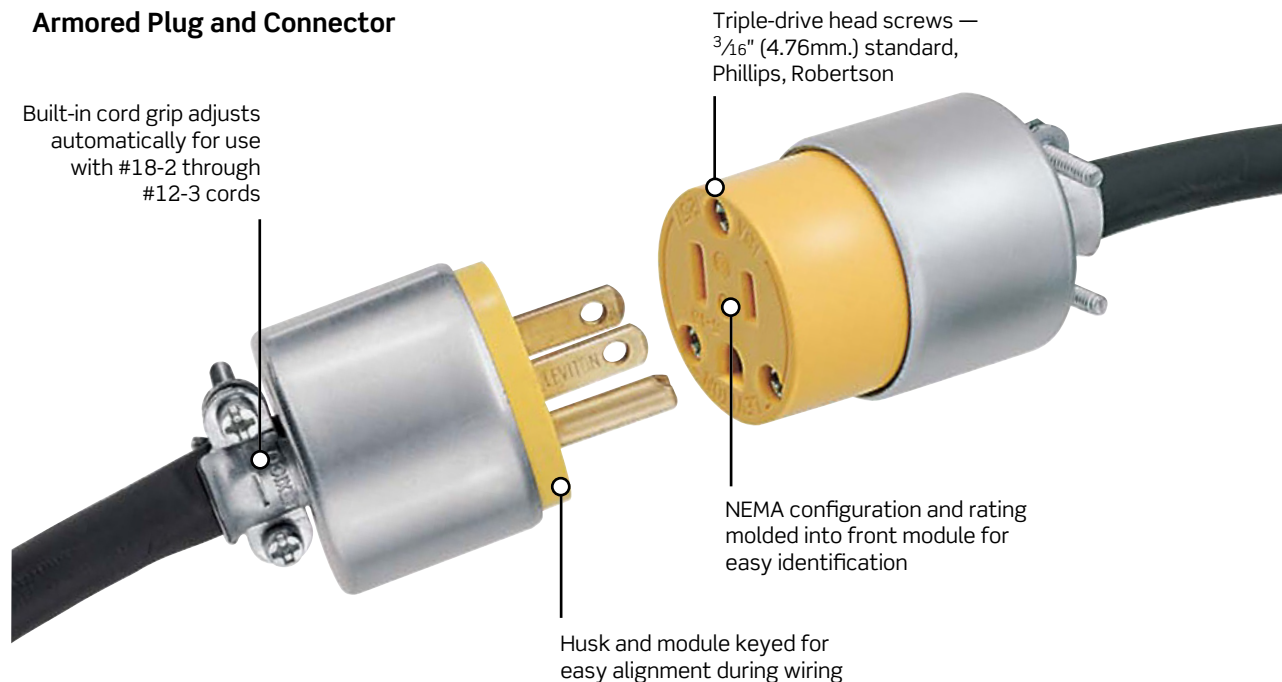
#### Features and Benefits

- Brass plug blades and connector contacts for maximum conductivity
- Armored devices have heavily plated steel shields and cord clamps
- Vinyl devices resist chipping, cracking, oils, grease and acids
- Rubber devices resist cold, abrasion, grease, oils, acids and impact
- Plastic devices resist grease, oils and acids
- Limited 2-year warranty

## Residential Grade Plugs and Connectors, Flanged Inlets and Outlets

Leviton offers a large selection of 15 and 20 Amp residential grade straight blade plugs and connectors, available in a wide variety of features. These rugged performers are moisture, chemical and abuse resistant. Our EPTR rubber-backed plugs and connectors stand up to rough use, protecting against dirt and moisture. The deep-slotted, backed-out terminal screws draw backwire clamps securely over stripped leads for maximum conductivity.

### Armored Plug and Connector



### Features and Benefits

- Triple-drive head screws — standard, Phillips, Robertson
- NEMA configuration number and rating molded on face of device for easy identification
- Rubber body is dirt and moisture resistant
- Deep-slotted, backed out terminal screws draw backwire clamps securely for maximum conductivity
- Husk and module keyed for easy alignment during wiring
- Built-in cord grip adjusts automatically for use with #18-3 through #12-3 cords (.245"-.655")
- Motor base inlet accepts #10 max. copper or copper clad wire

### PVC Plugs & Connectors

- Rugged PVC body resists moisture and chemicals
- Unique dimpled body design provides a secure grip
- Speed-thread assembly screws tighten with just a few quick turns

### Armored Plugs & Connectors

- Ideal for shops, garages and rough-duty work with hard floors
- Two piece strain-relief clamp center cord for neat installation

### Rubber-Back Plugs & Connectors

- Designed to stand up to rough use
- No internal metal parts exposed
- Elastomeric husk provides added protection against dirt and moisture entry into the back wire port
- Designed to operate in the widest possible temperature range

### Easy Wire Plugs

Rating		15A-125V		
NEMA				
		1-15P Polarized	1-15P	
Description	Color	Cat. No. Polarized	Cat. No. Non-Polarized	Wire Gauge (stranded)
10A Plug	White	123-PW	123-W	#18/2 SPT-1, 10A (1250W)
	Ivory	123-PI	123-I	#20/2XT, 3A (375W)
	Brown	123-P	123	
15A Non-Polarized Plug	White	—	321-W	#16/2 HPN, 15A (1875W)
	Brown	—	321	#18/2 HPN, 10A (1250W)



123-I



101

### 2-Pole, 2-Wire Plugs

Rating		15A-125V			
NEMA					
		1-15P Polarized	1-15P		
Description	Color	Cat. No. Polarized	Cat. No. Non-Polarized	Wire Gauge (stranded)	Cord Dia. (Inches)
Polarized Light Duty Clamptite Plug	White	101-WP	—	#20, 18, 16	Flat or Rounded up to .250
	Black	101-EP	—		
	Brown	101-P	—		
Non-Polarized Easy Wire Angle Plug	White	—	101AN-W	SPT-1, SPT-2	Up to .250
	Black	—	101AN-E		
	Brown	—	101AN		
Non-Polarized Heavy-Duty PVC Plug	Yellow	—	115PV	AWG 18-2 to 12-2 Cable	.245-.655
	Black	—	115PR	AWG 18-2 to 12-2 Cable	.245-.655
Non-Polarized Short Flat Vinyl Plug**	White	—	48643-W	18-14	.375 max
	Black	—	48643-E		
	Brown	—	48643		
Non-Polarized Vinyl Handle Plug with cord clamp**	Black	—	48646	18-14	.437 max
Non-Polarized Round Vinyl Handle Plug with Spring Blades**	Black	—	48642-2E	18-14	.375 max



102-WP



115PR

### 2-Pole, 2-Wire Connectors

Rating		15A-125V			
NEMA					
		1-15R Polarized	1-15R		
Description	Color	Cat. No. Polarized	Cat. No. Non-Polarized	Wire Gauge (stranded)	Cord Dia. (Inches)
Polarized Light Duty Clamptite Connector	White	102-WP	—	#20, 18, 16	Flat or Rounded up to .250
	Black	102-EP	—		
	Brown	102-P	—		
Non-Polarized Vinyl Connector with Cord Clamp**	Black	—	612*	18-14	.437 max

\*Not UL Listed. For replacement use only. CSA Certified except where indicated by\*\*

# Plugs/Connectors, Flanged Inlets & Outlets

15A, 20A | Residential



Straight Blade Devices

## Residential Grade Plugs and Connectors, Flanged Inlets and Outlets

2-Pole, 3-Wire, Grounding Plugs and Connectors						
Rating		15A-125V	15A-125V			
NEMA						
		5-15P	5-15R			
Description	Color	Cat. No. Plug	Cat. No. Connector	Wire Gauge (stranded)	Cord Dia. (Inches)	
Grounding Plug and Connector Clamptype Hinge	White	3W101-W	3W102-W	AWG SJ 16/3	0.325"-0.360"	
	Gray	3W101-GY	3W102-GY	—	—	
	Black	3W101-E	3W102-E	—	—	
	Orange	3W101-OR	3W102-OR	—	—	
Vinyl Handle Plug with cord clamp	Black	48648-E	—	18-14	.437" max	
Vinyl Connector with steel cord clamp	Black	—	617	20-16 max	.437" max	
Rubber Plug and Connector with vinyl inner assembly	Black	113	114	18-14	.396"-.562"	
Weatherproof Inlet on Flush Mount Wallplate with aluminum cover	—	4937	—	#10 max. copper or copper clad	—	



3W101-E



113



114



4937







15A 2-Pole, 3-Wire, Grounding							
Rating		15A-125V	15A-125V	15A-250V	15A-250V		
NEMA							
		5-15P	5-15R	6-15P	6-15R		
Description	Color	Cat. No. Plug	Cat. No. Connector	Cat. No. Plug	Cat. No. Connector	Wire Gauge (stranded)	Cord Dia. (Inches)
PVC Grounding Lighted	Yellow/Clear	515PV-LIT	515CV-LIT	—	—	AWG 18-12	.245 - .700
PVC Grounding	Yellow, Black or Orange	515PV	515CV	615PV (Yellow only)	—	AWG 18-12	.245-.655
Armored Grounding	Yellow/Steel Armor	515PA	515CA	615PA	615CA	AWG 18-12	.245-.655
Rubber Grounding	Black	515PR	515CR	—	—	AWG 18-12	.245-.655
PVC Angle	White	515AN	—	—	—	AWG 18-12	.245-.655



515CV



515AN

20A 2-Pole, 3-Wire, Grounding  							
Rating		20A-125V	20A-125V	20A-250V	20A-250V		
NEMA							
		5-20P	5-20R	6-20P	6-20R		
Description	Color	Cat. No. Plug	Cat. No. Connector	Cat. No. Plug	Cat. No. Connector	Wire Gauge (stranded)	Cord Dia. (Inches)
PVC Grounding	Yellow	520PV	520CV	620PV	620CV	AWG 18-12	.245-.0655
Armored Grounding	Yellow/ Steel Armor	520PA	520CA	620PA	620CA	AWG 18-12	.245-.0655



520CA






620PV

15A 2-Pole, 3-Wire, Grounding — Commercial  							
		Inlet 15A-125V	Outlet	Inlet 15A-250V	Outlet	Wire Gauge (stranded)	Cord Dia. (Inches)
Motor Base Inlet	Black	5239	—	5240	—	AWG 18-12	—






5239

4-Pole, 4-Wire, Non-Grounding — Industrial  	
Rating	20A-120/208V 3ØY
NEMA	 18-20P
Description	Cat. No. Plug
Straight Plug, Yellow	7251-C
For matching receptacle 7250-FR please see page <b>C-14</b>	



7251-C

Single Receptacles and Plugs — Industrial  	
Rating	20A-125V/250V
NEMA	 10-20P
Description	Cat. No. Plug
Straight Plug, Gray & Black	9151-N
For matching receptacle 5032 please see page <b>C-8</b>	



9151-N



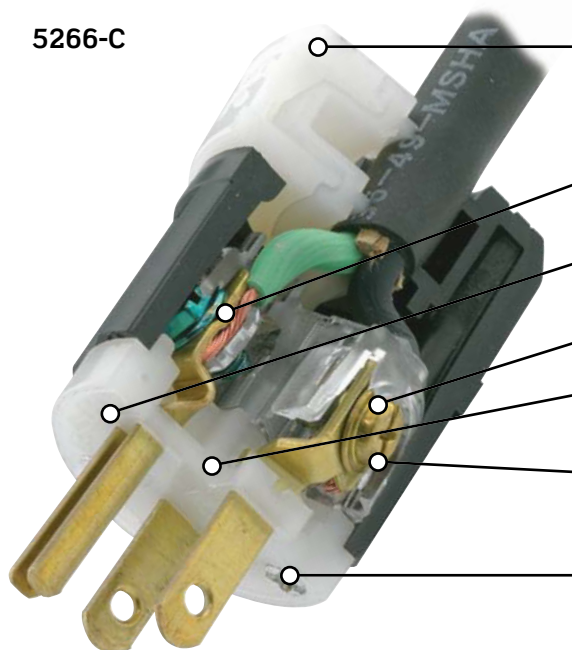
## black & white® Industrial Grade Devices

### A Complete Line of Plugs and Connectors, Flanged Inlets and Outlets that Stand Up to the Harshest Environments

The Leviton line of Black & White® industrial grade devices resist impact, corrosion and chemicals and withstand punishing applications. Featuring an innovative interlocking design this line includes: rugged nylon flanged inlets and outlets; integrated inlets and outlets with weather-resistant covers; and hospital grade devices that all meet the highest standards for dependable, long-term performance.

Superior design, construction and ergonomic details provide long-lasting performance and reliability in the demanding healthcare environment.

5266-C



External cord grip utilizes deep triple drive steel screws that are backed out and positioned inside shrouded pockets. External clamps accepts wire mesh grips. Catalog and NEMA numbers printed on cord clamp

Positive contact plate bundles stranded wire maximizing surface contact resulting in improved termination

NEMA configuration and device rating are molded on front of device to assist with identification

Wiring module keyed to body for easy assembly and tight fit

Dead front solid containment barrier prevents accidental contact with internal parts

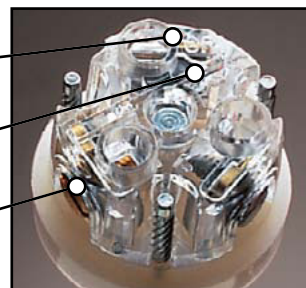
#8-32 triple drive brass terminal screws

Three "U" type fast-threading, triple drive, steel screws secure wiring module to body

Individual deep-funnelled chamfered wire wells. Clear housing allows inspection of wire termination and provides molded-in wire strip gauge

Wire clamps bundle stranded wire without cutting wire strand

Captive, color-coded brass #8 terminal screws



#### Features and Benefits

- UL 498 Listed; meets latest Federal Specifications WC-598; CSA Specification C22.2 #42 Certified
- One-piece, rivetless triple-wipe brass connector contacts offer enlarged contact surface area
- Husk is constructed from heavy-duty nylon for superior impact resistance in rugged environments
- Beveled back edges prevent body from catching on corners and rough surfaces

- Ergonomic, fluted body design with radial gripping edge is ideal for gripping and pulling

#### Hospital



- Husk is constructed from ST801 super tough nylon for superior impact resistance in rugged environments

## black & white® Industrial Grade Plugs and Connectors, Flanged Inlets and Outlets

### Features and Benefits

- Rugged nylon construction resists impact, sunlight, chemicals and rough use
- All contacts are solid one-piece brass for better conductivity
- Triple-wipe, heavy-duty power contacts set in deep pockets to resist damage
- Captive, color-coded brass #8 terminal screws
- Unique cord clamp accepts wide range of cord sizes (.245"-.700"), providing secure grip without damaging cord jacket: SVT 18-3 to SO 14-3 with strain relief insert, up to ST 10-3 when strain relief insert is removed
- Power Indication™ devices indicate when power is ON and equipped with green neon bulb rated at 30,000 hours (24/7) for 3.5 years

### 2-Pole, 2-Wire, Non-Grounding

Rating	15A-125V	15A-125V
NEMA		
	1-15P	1-15R
Description	Cat. No. Plug	Cat. No. Connector
Black & White® Nylon Body	5866-C	5869-C



5869-C

### 15A 2-Pole, 3-Wire, Grounding

Rating	15A-125V	15A-125V	15A-250V	15A-250V
NEMA				
	5-15P	5-15R	6-15P	6-15R
Description	Cat. No. Plug	Cat. No. Connector	Cat. No. Plug	Cat. No. Connector
Black & White® Body	5266-C	5269-C	5666-C	5669-C
High-Visibility Yellow Nylon Body	5266-CY	5269-CY	5666-CY	5669-CY
All-Black Nylon for Stage and Studio	5266-CB	5269-CB	—	—
All-Black Nylon, Power Indication™	5266-PLB	5269-PLB	—	—
Orange & White Body	5266-CO	5269-CO	—	—
Gray Nylon Body	5266-CG	5269-CG	—	—
Black & White® Nylon Body, Power Indication™	5266-PLC	5269-PLC	5666-PLC	5669-PLC
Angle, Black & White® Nylon Body	5266-CA	5269-CA	5666-CA	—
	Inlet	Outlet	Inlet	Outlet
White Nylon Body	5278-C	5279-C	15678-C	15679-C



5266-C







5269-C




5278-C

## black & white® Industrial Grade Plugs and Connectors, Flanged Inlets and Outlets

3-Pole, 3-Wire, Non-Grounding  		
Rating	15A-125V/10A-250V	15A-125V/10A-250V
Non-NEMA		
Description	Cat. No. Plug	Cat. No. Connector
Black & White® Nylon Body	4763-C	4765-C



20A 2-Pole, 3-Wire, Grounding  				
Rating	20A-125V	20A-125V	20A-250V	20A-250V
NEMA				
	5-20P	5-20R	6-20P	6-20R
Description	Cat. No. Plug	Cat. No. Connector	Cat. No. Plug	Cat. No. Connector
Black & White® Body	5366-C	5369-C	5466-C	5469-C
High-Visibility Yellow Nylon Body	5366-CY	5369-CY	5466-CY	5469-CY
All-Black Nylon, Power Indication™	5366-PLB	5369-PLB	—	—
Black & White® Nylon Body, Power Indication™	5366-PLC	5369-PLC	—	—
Angle, Black & White® Nylon Body	5366-CA	5369-CA	—	—
Description	Inlet	Outlet	Inlet	Outlet
White Nylon Body	15378-C	15379-C	5478-C	5479-C



Accessories		
Description	White	Black
Black & White® Plugs & Connector Cord Clamp Inserts	INS23-W	INS23-B









## black & white® Hospital Grade Plugs and Connectors

### Features and Benefits

- Unmatched quality and performance confirmed by rigorous UL 498 testing
- Clearly identified by green dot
- Rugged construction resists impact, sunlight, chemicals and rough use
- All contacts are solid one-piece brass for better conductivity
- Triple-wipe, heavy-duty power contacts set in deep pockets to resist damage
- Captive, color-coded brass #8 terminal screws
- Unique cord clamp accepts wide range of cord sizes (.245"-.700"), providing secure grip without damaging cord jacket: SVT 18-3 to SO 14-3 with strain relief insert, up to ST 10-3 when strain relief insert is removed
- Power Indication™ devices equipped with green neon bulb rated at 30,000 hours (24/7) for 3.5 years

### 2-Pole, 3-Wire, Grounding

Rating	15A-125V	15A-125V		
NEMA				
	5-15P	5-15R		
Description	Cat. No. Plug	Cat. No. Connector		
Black & White® Body	8215-C	8219-C		
Transparent Body	8215-CT	8219-CT		
Power Indication™				
Transparent Body	8215-PLC	8219-PLC		
Angle, Transparent Body	8215-CAT	—		
Rating	20A-125V	20A-125V	20A-250V	20A-250V
NEMA				
	5-20P	5-20R	6-20P	6-20R
Description	Cat. No. Plug	Cat. No. Connector	Cat. No. Plug	Cat. No. Connector
Black & White® Body	8315-C	8319-C	—	—
Transparent Body	8315-CT	8319-CT	—	—
Power Indication™				
Transparent Body	8315-PLC	8319-PLC	—	—
Angle, Transparent Body	8315-CAT	—	—	—
Angle, Black & White® Body	—	—	8415-CAT	—



8215-CAT



8315-PLC



6017-Y

### Weather-Resistant Boots for Industrial Nylon Plugs and Connectors

Our outstanding industrial grade boots feature a triple-seal design to protect straight blade plugs and connectors against the harmful effects of dirt and moisture in harsh environments. Boots are available in black or high-visibility yellow. The fluted surface and grip-ring design provide a non-slip grip even in wet conditions.

### Weather-Resistant Boots

Color	Cat. No. Plug Boot	Cat. No. Connector Boot
Black Rubber	6017	6018
Yellow Rubber	6017-Y	6018-Y

## wetguard® Watertight Devices

Leviton's Wetguard® Products are the Most Versatile and Well-Engineered Watertight Wiring Devices on the Market.

A complete collection of watertight devices for demanding industrial environments including connectors, inlets, outlets, covers and rugged FD boxes that allows mounting of single-gang devices in multi-gang configurations.

### Watertight Electrical Connections

Wetguard® devices are designed for industrial applications where electrical connections are exposed to wet, dirty or dusty locations, both indoors and outside. They are UL and CSA listed and meet NEMA Type 4, 4X and 12 standards and are rated IP66 and IP67 to IEC Standards. A patented multi-point system forms an impenetrable barrier against dirt and moisture providing the security you need in your electrical connections.

### Corrosion-Resistant

Wetguard® devices feature corrosion-resistant electroless nickel-coated brass blades, contacts, terminal screws and wiring clamps, and stainless steel assembly screws — making them ideal for use in wet and corrosive environments.

### Withstands Abuse in Harsh Environments

Wetguard® devices are resistant to water, acids, alkalis, and many automotive and industrial lubricants and solvents. The plug and connector husk is molded to a bondable nylon body, providing a device that withstands physical abuse as well. In addition, the patented compression nut strain relief system ensures the integrity of the electrical connection and watertight seal.

### Wetguard® Group



C  
Straight Blade Devices

## wetguard® Watertight Devices

### Features and Benefits

- Corrosion-resistant electroless nickel-coated brass blades, contacts, terminal screws and wiring clamps, and stainless steel assembly screws make these devices ideal for use in wet and corrosive environments
- EPTR rubber part provides outstanding resistance to wet and damp environments, extreme temperature variations, water, acids, alkalis, grease, oils and many automotive and industrial lubricants and solvents
- Plug and connector husk is molded to a bondable nylon body, providing a device that withstands physical abuse
- Interlocking “tongue and groove” construction seals out water, moisture and dirt when plugs are mated with connectors
- Multi-point sealing system utilizes nut, strain relief washer and rubber bushing to form a watertight cord grip seal
- Non-magnetic stainless steel fast-threading assembly screws won't interfere with sensitive equipment
- Connector “hood” closure cap seals device when not in use
- Most devices also available in black. Check for availability
- Devices are UL and CSA listed and have enclosure ratings of NEMA 4, 4X, 12 and IEC IP66, IP67 when mated or with cover closed
- Backed by a lifetime warranty

## Wetguard® Straight Blade Plugs, Connectors, Inlets, Outlets and Receptacles

15A Wetguard® Straight Blade Devices						
Rating		15A-125V	15A-125V	15A-250V	15A-277V	15A-347V
Configuration		2P 2W	2P 3W	2P 3W	2P 3W	2P 3W
NEMA						
		1-15	5-15	6-15	7-15	24-15
Description	Color	Cat. No.	Cat. No.	Cat. No.	Cat. No.	Cat. No.
Plug	Yellow	14W04	14W47*	14W49	14W34	14W15
Plug Cap		14W*	14W*	14W*	14W*	—
Connector		15W04	15W47*	15W49	15W34	15W16
Connector Cap		50W50*	50W50*	50W50*	50W50*	50W50*
Single Outlet		90W04-S	90W47-S	90W49-S	—	—
Duplex Outlet		80W04-D	80W47-D	80W49-D	—	—
Single Inlet		59W04	59W47	59W49	—	—
Connector for Single Inlet		79W04-C	79W47-C	79W49-C	—	—
Single Receptacle		—	—	—	—	—
Receptacle Cover w/Gasket		—	60W03*	60W03*	—	—
Replacement Interior for Straight Blade Plug		—	14W47-IN	—	—	—
Replacement Interior for Straight Blade Connector,		—	15W47-IN	—	—	—

NEMA configuration diagrams represent plug blade configuration.  
 \*Available in black. To order, add “-B” suffix to catalog number



15W47



79W04-C



5261-CR



### Related Products

See pages F-22 to F-30 in the Locking Devices section for more information on the entire line of watertight wiring devices.



## Wetguard® Straight Blade Plugs, Connectors, Inlets, Outlets and Receptacles

15/10A and 20A Wetguard® Straight Blade Devices					
Rating	15A-125V 10A-250V		20A-125V	20A-250V	20A-277V
Configuration	3P 3W		2P 3W	2P 3W	2P 3W
NEMA	 Non-NEMA		 5-20	 6-20	 24-20
Description	Color	Cat. No.	Cat. No.	Cat. No.	Cat. No.
Plug	Yellow	14W07	14W33*	14W48	14W17
Plug Cap		14W*	14W*	14W*	14W*
Connector		15W07	15W33	15W48	15W18
Connector Cap		50W50*	50W50*	50W50*	50W50*
Single Outlet		90W07-S	90W33-S	90W48-S	—
Duplex Outlet		80W07-D	—	—	—
Single Inlet		59W07	59W33	59W48	—
Connector for Single Inlet		79W07-C	79W33-C	79W48-C	—
Single Receptacle		—	5361-CR	5461-CR	—
Receptacle Cover w/Gasket		—	60W03*	60W03*	—

NEMA configuration diagrams represent plug blade configuration.  
 \*Available in black. To order, add “-B” suffix to catalog number



14W07



14W



90W48

### SPOTLIGHT

#### What makes Wetguard® exceptional?

Our complete collection of Wetguard watertight wiring devices consists of plugs, connectors, inlets, outlets and FD boxes for use in demanding industrial locations. These devices are engineered to withstand abuse in indoor and outdoor wet and corrosive environments. For more information visit [www.leviton.com/wetguard](http://www.leviton.com/wetguard).




Wetguard® FD Box System

Features and Benefits

- Compliant with UL and CSA standards
- Rated to NEMA 4, 4X, 12 and IEC IP66 when used with Leviton Wetguard® devices
- Available in one-, two- and three-gang configurations
- Constructed of PVC with unthreaded conduit with reducers and plugs for conduit openings

3-Gang FD Box FDBX3-Y (Exploded View)



Stainless steel device mounting plates with an 8-inch long, 12 AWG ground wire lead for use with strap-mounted devices

Patent-pending “modular” frame design allows the combining of a variety of single-gang devices in multi-gang configurations without the need for dedicated two-, and three-gang cover plates

1" diameter unthreaded conduit openings, reducers for 3/4" and 1/2" PVC conduit and plugs for unused openings

TPV gasket on all Wetguard® covers assures maximum watertight and dust-tight seal between device cover and frame

TPV gasket assures maximum watertight and dust-tight seal between frame and box

External flange with mounting holes for surface mounting.

Continued on next page

Continued from previous page

### FD Box System

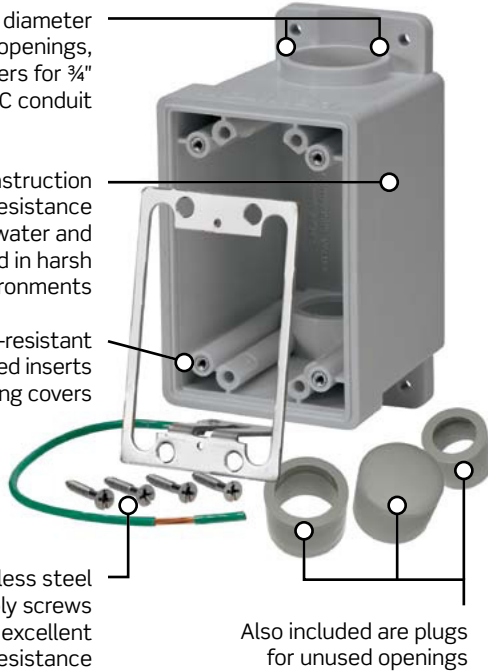
#### FDBX1-GY

Boxes feature 1" diameter unthreaded conduit openings, and include reducers for 3/4" and 1/2" PVC conduit

Rigid PVC construction provides excellent resistance to impact, water and chemicals found in harsh industrial environments

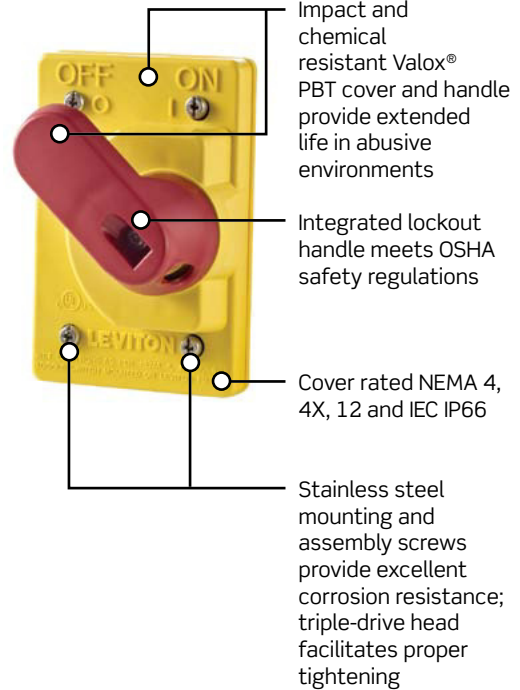
Corrosion-resistant brass threaded inserts for mounting covers

Stainless steel assembly screws provide excellent corrosion resistance



Also included are plugs for unused openings

#### COVER-S



Impact and chemical resistant Valox® PBT cover and handle provide extended life in abusive environments

Integrated lockout handle meets OSHA safety regulations

Cover rated NEMA 4, 4X, 12 and IEC IP66

Stainless steel mounting and assembly screws provide excellent corrosion resistance; triple-drive head facilitates proper tightening

Valox® is a registered trademark of SABIC

### FD Box System

Description	Box Volume	Conduit Openings	Cat. No. Yellow	Cat. No. Gray
Single-Gang FD Box with plugs and reducers	26.0 cu in/426 cu cm	2	FDBX1-Y	FDBX1-GY
Two-Gang FD Box with plugs and reducers	67.3 cu in/1103 cu cm	4	FDBX2-Y	FDBX2-GY
Three-Gang FD Box with plugs and reducers	109.1 cu in/1788 cu cm	6	FDBX3-Y	FDBX3-GY

All boxes are shipped with ground plate assembled to box. Single-gang box image shows ground plate removed for clarity




## Stainless Steel FD Box System

### FDSS1 and FDSS2 with 99W83-S & COVER-S

Available in single-gang and two-gang configurations

Welded 304 stainless steel construction provides resistance against heat, chemical corrosion and physical abrasion



Boxes are suitable for use in wet and damp locations

Electropolished finish provides a smoother surface for ease of cleaning and improved sterilization

Single-gang Wetguard® devices fit in any frame position and provide excellent protection from water and dust ingress

Stainless Steel FD Box System		
Description	Box Volume	Cat. No.
Single-Gang Stainless Steel FD Box	37.2 cu in/610 cu cm	FDSS1
Two-Gang Stainless Steel FD Box	87.3 cu in/1431 cu cm	FDSS2
3/4" Stainless Steel Hub	—	SSHUB



FDSS1



FDSS2

## Switch Cover, Plate and Replacement Covers

Switch Covers, Plate and Replacement Covers		
Cat. No.	Color	Description
COVER-S	Yellow	Single Gang Switch Cover and Gasket for any 15A-40A Toggle Switch, including Leviton
COVER-GS	Gray	Manual Motor Starters
WTCVD*	Yellow	Wetguard® Replacement Cover and Gasket for Wetguard® Duplex Outlets Only
WTCVS-15	Yellow	Wetguard® Replacement Cover and Gasket for 15A and 20A Straight and 15A Locking Single Inlets and Outlets
WTCVS-20	Yellow	Wetguard® Replacement Cover and Gasket for all 20A Locking Single Inlets and Outlets
WTCVS-30	Yellow	Wetguard® Replacement Cover and Gasket for all 30A Locking Single Inlets and Outlets
WP459	Yellow	Wetguard® Blank Plate and Gasket
60W03	Yellow	Wetguard® Cover and Gasket for 15A and 20A Straight Blade and 15A Locking Box Mount Single Flush Receptacles
60W04	Yellow	Wetguard® Cover and Gasket for 20A Locking Box Mount Single Flush Receptacles
60W05	Yellow	Wetguard® Cover and Gasket for 30A Locking Box Mount Single Flush Receptacles

\*Not for use with standard duplex devices



COVER-GS



WTCVS-15



60W03



WP459



WTCVD



## Severe Duty Dustguard®

Dustguard® plugs and connectors feature resistance to the damaging effects of dirt, dust, metal filings and other airborne particulate matter that can seriously degrade electrical performance. They share many of the superior design features of Wetguard® plugs and connectors, offering a reliable source of electrical power where extended mechanical and electrical life are specified but moisture-resistance is not required.

### Features and Benefits

- Tongue and groove design of front module and TPV body assures tight fit in husk and offers excellent barrier against dirt and dust
- Rubber membrane seal for secure cord grip; creates a barrier and keeps contaminants from entering the device interior
- Santoprene™ TPV husk exterior offers excellent resistance to cracking and fading from sunlight exposure, repels moisture and fluids, and endures extreme temperature variations
- Fast-threading assembly screws, keyed wiring module and husk, self-centering strain relief clamps and deep-funneled wiring wells provide for simple and fast assembly

## 15 & 20 Amp Straight Blade Devices

### Dustguard® Straight Blade Plugs and Connectors



1447



1547

15A and 20A					
Amp	Volt	NEMA Configuration	Cat. No. Plug	Cat. No. Connector	
<b>15A Straight Blade 2-Pole, 3-Wire Devices</b>					
15	125	5-15	1447	1547	
15	250	6-15	1449	1549	
<b>20A Straight Blade 2-Pole, 3-Wire Devices</b>					
20	125	5-20	1433	1533	
20	250	6-20	1448	1548	

NEMA configuration diagrams represent plug blade configuration



#### Related Products

See page F-31 in the Locking Devices section for Locking Dustguard® devices.



## Rhino-Hide® NEMA Wiring Devices

### Rugged Connectors for Extreme Environments

Rhino-Hide® NEMA wiring devices are the only connectors in this class to carry a true watertight/submersible rating, making them suitable for the wettest environments, including those where plugs and connectors may be subject to immersion in mud or water. The high-performance TPV material used in plugs and connectors offers superior resistance (as compared with ordinary rubber) to water, chemicals and UV exposure for long-lasting performance.

#### Plug, Connector & Receptacle



#### Features and Benefits

- Submersible, watertight, and dust-tight for outdoor and other wet environments; rated to NEMA Enclosure Type 3R, 4, 4X, 6, 6P, 12, 13 and IP66/IP67/IP68/IP69K (high-pressure steam cleaning); ABS certified — suitable for marine environments
- Threaded connections make these devices ideal in high-vibration environments such as oil-drilling and mining operations
- Coated aluminum components provide superior corrosion resistance to bare aluminum, especially in salt-air environments, which extends service life of the device and facilitates easier installation and removal of threaded components
- Nickel-plated brass electrical contacts provide superior electrical performance and corrosion resistance for extended service life
- Devices are compatible with other manufacturers' devices as well as standard NEMA configured devices
- Available in seven voltage/ampere configurations

*Continued on next page*

Continued from previous page

## Rhino-Hide® NEMA Wiring Devices

C

Straight Blade Devices

### Features and Benefits

#### Receptacles

- The only submersible receptacle in its class
- Industry exclusive self-closing cover automatically seals receptacle when not in use — cover cannot be lost or left off
- Industry exclusive integral hasp provides OSHA lockout/tagout capabilities for added safety
- Wire pigtails make it faster and easier to install
- Mounts to common FS/FD cast device boxes
- Black oxide coated stainless steel assembly screws prevent corrosion from exposure and galvanic activity between screws and receptacle flange

#### Plugs & Connectors

- Plugs and connectors are submersible when mated or with protective cap installed (connector only)
- High-performance TPV components withstand extreme temperatures, are UV stabilized and resistant to water, oils, and other chemicals
- Industry exclusive variable adjust, watertight strain relief system speeds assembly and provides more reliable performance than conventional rubber boot type systems
- Machined aluminum components are hard anodized to prevent corrosion and pitting
- Stainless steel assembly hardware resists corrosion
- Coated wire rope cover lanyard on connector is more durable than conventional beaded chain type lanyards, minimizing the chances of lost covers that result in damage from exposure to the elements
- Available with black or yellow bodies

### NEMA Straight Blade Devices — 15A and 20A

Amp	Volt	NEMA Configuration	Cat. No.				
			Blade Type	Body Color	Plug*	Connector*	Receptacle
15	125	5-15	Straight	Black	LNR80-1E	LNR86-1E	LNR96-1
15	250	6-15	Straight	Black	LNR80-2E	LNR86-2E	LNR96-2
20	125	5-20	Straight	Black	LNR80-3E	LNR86-3E	LNR96-3
20	250	6-20	Straight	Black	LNR80-4E	LNR86-4E	LNR96-4

\*To order yellow bodied plugs and connectors, replace "E" at end of catalog number with "Y"



Receptacle



Plug and Connector

## python® Hinged Industrial Grade Plugs and Connectors

### Features and Benefits

- Features hinged design for fast, easy, installation and assembly
- Tough high-impact body
- Triple-drive screws for easy wiring — standard, Phillips, Robertson
- Wide cord clamp range, 18-3 SVT-10-3 ST (.245"-.700")
- Clear thermoplastic back cover for easy visual inspection of wiring

### 15A 2-Pole, 3-Wire, Grounding

Rating	15A-125V	15A-125V	15A-250V	15A-250V
NEMA	5-15P	5-15R	6-15P	6-15R
<b>Description</b>	<b>Cat. No. Plug</b>	<b>Cat. No. Connector</b>	<b>Cat. No. Plug</b>	<b>Cat. No. Connector</b>
Black Nylon Body	5256-VB	5259-VB	—	—
High-Visibility Yellow Nylon Body	5256-VY	5259-VY	15656-VY	15659-VY
Angle High-Visibility Yellow Nylon Body	5256-VA	—	—	—



5256-VA



5456-VY

### 2-Pole, 3-Wire, Grounding

Rating	20A-125V	20A-125V	20A-250V	20A-250V
NEMA	5-20P	5-20R	6-20P	6-20R
<b>Description</b>	<b>Cat. No. Plug</b>	<b>Cat. No. Connector</b>	<b>Cat. No. Plug</b>	<b>Cat. No. Connector</b>
Black Nylon Body	5356-VB	5359-VB	5456-VY	5459-VY
High-Visibility Yellow Nylon Body	5356-VY	5359-VY	—	—
Angle High-Visibility Yellow Nylon Body	5356-VA	—	5456-VA	—



5459-VY









C Straight Blade Devices

## python® Hospital Grade Plugs and Connectors

### Features and Benefits

- Features a hinged design for fast, easy, installation and assembly
- Tough high-impact body
- Triple-drive screws for easy wiring — standard, Phillips, Robertson
- Wide cord clamp range, 18-3 SVT-10-3 ST (.245"-.700")
- Hospital grade devices meet the highest standards for dependable, long term performance
- Unmatched quality and performance confirmed by rigorous UL 498 testing
- Clearly identified by green dot

### 2-Pole, 3-Wire, Grounding

Rating	15A-125V	15A-125V	15A-250V	15A-250V
NEMA				
	5-15P	5-15R	6-15P	6-15R
Description	Cat. No. Plug	Cat. No. Connector	Cat. No. Plug	Cat. No. Connector
White Nylon Body	8256-V	8259-V	8656-V	8659-V
Rating	20A-125V	20A-125V	20A-250V	20A-250V
NEMA				
	5-20P	5-20R	6-20P	6-20R
Description	Cat. No. Plug	Cat. No. Connector	Cat. No. Plug	Cat. No. Connector
White Nylon Body	8356-V	8359-V	8456-V	8459-V



8256-V




8356-V

## Midget Devices

### Features and Benefits

- Devices feature heavy-duty nylon construction for top performance in the environmental extremes of grueling industrial settings
- Offers a smaller form factor for limited-space applications
- Backed by a lifetime warranty

### 2-Pole, 2-Wire Non-Grounding

Rating	15A-125V
NEMA	
	MS2
Description	Cat. No. Plug
Straight	MS2-P
Angle	MS2-AP



MS2-P

## Integrated Power Inlets and Outlets with Weather-Resistant Covers

### Features and Benefits

- Engineered to IP64 and NEMA 3R Protection Ratings
- Suitable for industrial indoor and outdoor use
- Glass-filled thermoplastic cover and plate provide outstanding impact resistance and durability
- UL 94 VO Flammability Rating
- IP64 Suitability Rating protects against dust particles and splashing water
- NEMA Type-3R Enclosure Rating ensures protection against rain, sleet and damage from external ice formations
- Available with standard wire wells or with slots that accept fork terminals
- Dual gaskets, one under plate and one under lid, for weather-resistant fit
- Stainless steel external hardware resists corrosive effects of moisture
- Large thumb-tab makes it easy to open cover with gloved hand
- Mounts to panels or FS/FD boxes
- UL Listed and CSA Certified for wet locations with cover closed

### 15A 2-Pole, 3-Wire, Grounding

Rating	15A-125V	15A-125V
NEMA	5-15P	5-15R
Description	Cat. No. Flanged Inlet	Cat. No. Flanged Outlet
Standard Wire Wells	<a href="#">5278-CWP</a>	<a href="#">5279-CWP</a>
Slots for Fork Terminals	<a href="#">5278-FWP</a>	<a href="#">5279-FWP</a>



5278-CWP

### 20A 2-Pole, 3-Wire, Grounding

Rating	20A-125V	20A-125V	20A-250V	20A-250V
NEMA	5-20P	5-20R	6-20P	6-20R
Description	Cat. No. Flanged Inlet	Cat. No. Flanged Outlet	Cat. No. Flanged Inlet	Cat. No. Flanged Outlet
Standard Wire Wells	<a href="#">15378-CWP</a>	—	<a href="#">5478-CWP</a>	<a href="#">5479-CWP</a>



15378-CWP

### SPOTLIGHT

#### Industrial Wiring Devices

Our industrial wiring devices are constructed for the most extreme environments, designed to ensure safe and reliable electrical performance that will decrease downtime and provide protection from harsh conditions while keeping safety top of mind. For more information visit [www.leviton.com/industrial](http://www.leviton.com/industrial).



### 30A, 50A and 60A Devices

#### Residential, Commercial and Industrial Grade Power Devices

Built from durable thermoplastic, Leviton power receptacles — in flush mount, surface mount and panel mount versions — come equipped with heavy-gauge, double-wire copper alloy contacts. To ensure correct and speedy wiring, terminals have ID markings. Flush mount receptacles fit Leviton's wide range of 2.15"-diameter wallplates and mounting hardware is included. Angle plugs are made of tough, heavy-duty nylon for a long dependable service life.

8462-P, 5054 and 279



#### Features and Benefits

- Heavy-gauge, double-wipe copper alloy contacts
- Easy-to-wire terminals accept up to #4 AWG conductors
- Terminals marked for easy identification and fast wiring
- Flush-mount devices fit two-gang outlet boxes
- Surface-mount devices are commercial grade and have concentric knockouts for 3/4" and 1" conduit and adjustable cord clamp for back and bottom entrance of cable

#### Angle Plugs

- Rugged cord clamp for secure cable grip accommodates cord diameters from .625" to 1.375" and does not tear conductor jacket
- Made of tough, heavy-duty nylon for long service life
- Devices feature heavy-sectioned dead-front right-angle
- Pressure-clamp terminal design
- Terminals accept up to #4 AWG stranded conductors
- Four-way positioning front module
- Solid brass blades for maximum conductivity

Continued on next page



Continued from previous page

## 30A and 50A Residential, Commercial and Industrial Grade Power Devices

Rating	Receptacle/Plug Configuration & NEMA No.	Flush Mount Receptacle	Surface Mount Receptacle	Panel Mount Receptacle	Angle Plug	Wallplate Size
<b>2-Pole, 3-Wire, Grounding</b>						
30A-125V	5-30R 	5-30P 	5371/5371-IG* 	—	—	9530-P 
30A-125V For Recreation Vehicles	TT-30R 	TT-30P 	7313 	—	—	830-T 
30A-250V	6-30R 	6-30P 	5372/5372-IG* 	5376 	—	9630-P 
30A-277V	7-30R 	7-30P 	9730-A 	—	—	9730-P 
50A-125V	5-50R 	5-50P 	5373 	—	—	9550-P 
50A-250V	6-50R 	6-50P 	5374/5374-IG* 	5378 	—	9650-P 
50A-277V	7-50R 	7-50P 	9750-A 	—	—	9750-P 

\*Isolated Ground.

**WARNING:** Do not use with single-gang wallboxes, single-gang mud rings or single-gang box extenders

Continued on next page

### Wallplates

#### 1-Gang

30A and 50A Receptacle,  
2.15" dia. hole



Thermoset (Plastic) 80528-W  
Thermoplastic (Nylon) 80728-W  
Stainless Steel 84028

#### 2-Gang

30A and 50A Receptacle,  
2.15" dia. hole



Thermoset (Plastic) 80526-W  
Thermoplastic (Nylon) 80726-W  
Stainless Steel 84026

See Wallplates section pages **S-9** and **S-10** for complete ordering information

Continued from previous page

**30A, 50A and 60A Residential, Commercial and Industrial Grade Power Devices**

Rating	Receptacle/Plug Configuration & NEMA No.	Flush Mount Receptacle	Surface Mount Receptacle	Panel Mount Receptacle	Angle Plug	Wallplate Size
<b>3-Pole, 3-Wire, Non-Grounding</b>  						
30A-125V/250V	10-30R 	10-30P 	5207 	5054 	—	9332-P  2.15" Center
50A-125V/250V	10-50R 	10-50P 	5206 	5050 	—	9450-P 
<b>3-Pole, 4-Wire, Grounding</b>  						
30A-125V/250V	14-30R 	14-30P 	278 	55054 	—	9432-P  2.15" Center
50A-125V/250V	14-50R 	14-50P 	279 	55050 	279-PM 	9452-P 
60A-125V/250V	14-60R 	14-60P 	9460/9460-IG* 	—	—	9462-P 

\*Isolated Ground.


**WARNING:** Do not use with single-gang wallboxes, single-gang mud rings or single-gang box extenders

Continued on next page

**Wallplates**


**1-Gang**

30A and 50A Receptacle,  
2.15" dia. hole

-  Thermoset (Plastic) 80528-W
- Thermoplastic (Nylon) 80728-W
- Stainless Steel 84028

**2-Gang**

30A and 50A Receptacle,  
2.15" dia. hole

-  Thermoset (Plastic) 80526-W
- Thermoplastic (Nylon) 80726-W
- Stainless Steel 84026

See Wallplates section pages **S-9** and **S-10** for complete ordering information



Straight Blade Devices

Continued from previous page

## 30A, 50A and 60A Residential, Commercial and Industrial Heavy-Duty Power Devices

Rating	Receptacle/Plug Configuration & NEMA No.		Flush Mount Receptacle	Angle Plug	Wallplate Size
<b>3-Pole, 4-Wire, 3-Phase, Grounding</b>					
30A-250V 3Ø	15-30R 	15-30P 	8430 	8432-P 	2.465" Center
50A-250V 3Ø	15-50R 	15-50P 	8450/8450-IG* 	8452-P 	
60A-250V 3Ø	15-60R 	15-60P 	8460 	8462-P 	

\*Isolated Ground.

**WARNING:** Do not use with single-gang wallboxes, single-gang mud rings or single-gang box extenders

Continued on next page

### Wallplates

#### 2-Gang

30A, 50A and 60A Receptacle,  
2.465" dia. hole



Thermoset (Plastic) 80530-W  
C-Series S/S SL701

See Wallplates section pages **S-9** and **S-10** for complete ordering information

### Conductor Size and Material for Power Receptacles

Rating	AWG Size	Material
20A	#14 - #10	Copper, Copper-clad
30A	#10 - #6	Copper, Copper-clad, Aluminum
50A	#10 - #6	Copper, Copper-clad, Aluminum
60A	#8 - #4	Copper, Copper-clad, Aluminum

Continued from previous page

30A, 50A and 60A Residential, Commercial and Industrial Heavy-Duty Power Devices

Rating	Receptacle/Plug Configuration & NEMA No.	Flush Mount Receptacle	Angle Plug	Wallplate Size	
<b>4-Pole, 4-Wire, 3 Phase, Non-Grounding</b>  					
30A-120V/208V 3ØY	18-30R 	18-30P 	8330 	8332-P 	2.465" Center
50A-120V/208V 3ØY	18-50R 	18-50P 	8350 	8352-P 	
60A-120V/208V 3ØY	18-60R 	18-60P 	8360 	8362-P 	

\*Isolated Ground.

**WARNING:** Do not use with single-gang wallboxes, single-gang mud rings or single-gang box extenders



Straight Blade Devices

Wallplates

2-Gang

30A, 50A and 60A Receptacle,  
2.465" dia. hole



Thermoset (Plastic) C-Series S/S  
80530-W SL701

See Wallplates section pages **S-9** and **S-10** for complete ordering information

Conductor Size and Material for Power Receptacles

Rating	AWG Size	Material
20A	#14 - #10	Copper, Copper-clad
30A	#10 - #6	Copper, Copper-clad, Aluminum
50A	#10 - #6	Copper, Copper-clad, Aluminum
60A	#8 - #4	Copper, Copper-clad, Aluminum

# Dual Power Attachment Plugs

30A, 50A | Commercial



## Dual Power Attachment Plugs

### Features and Benefits

- Tough thermoplastic shell for long life
- Shell and bottom are hinged in front for ease of assembly
- Solid brass blades with color-coded terminals simplify wiring
- Each dual combination plug supplied with 30A blades and flat 50A blade
- Dead front right angle construction
- Interchangeable blades eliminate need for stocking different devices
- Built-in rejection feature prevents closure if blades are incorrectly positioned
- Versatile cord clamp suitable for use with #14, #12, #10, #8 and #6 AWG round cord and #10/3 SRDT, #8/2-10/1 SRDT and #6/2-8/1 flat wire
- Wiring stripping gauge molded into plug cover
- Backed by a limited 10-year warranty

### Dual Power Attachment Plugs

<b>Rating</b>	30A-125V/50A-125V		
NEMA			
	5-30P	5-50P	
<b>Description</b>	<b>Color</b>	<b>Cat. No. Plug</b>	
Vinyl Angle Plug Interchangeable Blades, Cord Dia. Range .630"-1.050"	Black	930	
<b>Rating</b>	30A-250V/50A-250V		
NEMA			
	6-30P	6-50P	
<b>Description</b>	<b>Color</b>	<b>Cat. No. Plug</b>	
Vinyl Angle Plug Interchangeable Blades, Cord Dia. Range .630"-1.050"	Black	931	
<b>Rating</b>	30A-250V/50A-250V		
NEMA			
	10-30P	10-50P	
<b>Description</b>	<b>Color</b>	<b>Cat. No. Plug</b>	
Vinyl Angle Plug Interchangeable Blades, Cord Dia. Range .687"-1.050"	Black	287-T	
<b>Rating</b>	30A-125/250V/50A-125/250V		
NEMA			
	14-30P	14-50P	
<b>Description</b>	<b>Color</b>	<b>Cat. No. Plug</b>	
Vinyl Angle Plug Interchangeable Blades, Cord Dia. Range .750"-1.125"	Black	275-T	
<b>Rating</b>	30A-125V		
NEMA			
	TT-30P		
<b>Description</b>	<b>Color</b>	<b>Cat. No. Plug</b>	
Trailer Travel Vinyl Angle Plug for use with 7313 Receptacle, Cord Dia. Range .687"-.875"	Black	830-T	



930



931



287-T



275-T

Straight Blade Devices

Combination Devices

D

Traditional ..... D-2  
Decora® ..... D-4  
Combination Devices..... D-5  
SmartlockPro® GFCI Combination Devices..... D-6  
LED Sensor Guide Lights ..... D-7  
Decora® USB Charger Combination Devices..... D-8





## Traditional Combination Devices

Leviton's combination devices offer pleasing, practical designs that fit standard wallboxes. Switch/switch, switch/receptacle and switch/pilot light combinations are available. These devices come in a range of colors and are backed by a limited two-year warranty.

### Sample Traditional Devices



### Features and Benefits

- AC quiet switches have silver-cadmium oxide contacts and receptacles have double-wire contacts for maximum conductivity
- All devices have a grounding screw, except where noted
- Terminal screws accept up to #12 AWG copper or copper-clad wire
- Fit standard wallboxes
- Break-off tabs on devices with switches permit conversion to separate feeds
- Limited 2-year warranty

### Tamper-Resistant Receptacles

- Shutter mechanism inside the receptacle blocks access to the contacts unless a two-prong plug is inserted, helping ensure hairpins, keys, etc., will be locked out
- TR symbol on residential receptacle straps assures they meet the NEC requirement
- Heavy-duty construction offers long, trouble-free service life

**Color Choices** Traditional combination devices are offered in a wide range of colors. To order colors, add suffix to Cat. No.



White  
(-W)



Ivory  
(-I)



Light Almond  
(-T)



Black  
(-E)




Brown



### Related Products

Leviton carries a complete line of traditional switches. **See page B-2 in the Switches & Motor Controls section for more information.** Leviton carries a complete line of traditional receptacles. **See page C-3 in the Straight Blade Devices section for more information.**

## Traditional Combination Devices

15A, 20A Combination Devices  			
Rating		Switch: 15A-120VAC Receptacle: 15A-125V	Switch: 20A-120VAC Receptacle: 20A-125V
NEMA		 5-15R	 5-20R
Description	Color	Cat. No.	Cat. No.
Single Pole Switch/ Tamper-Resistant Receptacle*	White	T5225-W	—
	Ivory	T5225-I	—
	Light Almond	T5225-T	—
	Brown	T5225	—
Single Pole Switch/Receptacle*	White	5225-W	5335-W
	Ivory	5225-I	5335-I
	Light Almond	5225-T	—
	Black	—	5335-E
	Brown	5225	5335
Rating		15A-120/277VAC	20A-120/277VAC
Description	Color	Cat. No.	Cat. No.
Two Single Pole Switches, non-ground	White	5224-W	—
	Ivory	5224-I	—
	Brown	5224	—
Two Single Pole Switches*	White	5224-2W	5334-W
	Ivory	5224-2I	5334-I
	Light Almond	5224-2T	—
	Brown	5224-2	5334
Rating		Switch: 15A-120VAC Pilot Light: 1/25W-125VAC	Switch: 20A-120VAC Pilot Light: 1/25W-125VAC
NEMA		 5-15R	 5-20R
Description	Color	Cat. No.	Cat. No.
Single Pole Switch/ Pilot Light*	White	5226-W	—
	Ivory	5226-I	5336-I
	Light Almond	5226-T	—
	Brown	5226	5336
Rating		15A-120/277VAC	
Description	Color	Cat. No.	
3-Way Switch/Single Pole Switch*	White	5241-W	
	Ivory	5241-I	
	Light Almond	5241-T	
	Brown	5241	
Two 3-Way Switches*	White	5243-W	
	Ivory	5243-I	
	Light Almond	5243-T	
	Brown	5243	
Rating		Switch: 15A-120/277VAC Receptacle: 15A-125V	
Description	Color	Cat. No.	
3-Way Switch/ Receptacle*	White	5245-W	
	Ivory	5245-I	
	Brown	5245	

\*With ground screw



T5225-W



5224-W



5226-W



5241-I



## Decora® Combination Devices

Decora® combination devices offer switch/switch, switch/receptacle and switch/pilot light pairings in sleek packages suitable for the finest interiors. For the ultimate in convenience and safety, the Decora® Combination Switch/SmartlockPro® GFCI receptacles pair a single pole switch with a GFCI receptacle equipped with Leviton's pioneering true dead-face design.

### Sample Decora® Combination Devices



### Features and Benefits

- Elegant Decora® styling provides multiple controls in a single-gang wallbox
- Impact-resistant thermoplastic and double-wipe contacts
- Common shunted internally to all switches
- Limited 2-year warranty

#### Tamper-Resistant Receptacles

- Shutter mechanism inside the receptacle blocks access to the contacts unless a two- or three-prong plug is inserted
- TR symbol on residential receptacles assures they meet the latest NEC requirements
- Heavy-duty construction offers long, trouble-free service life

#### All SmartlockPro® GFCI Combination Devices

- TEST/RESET buttons match device color
- Dual function LED indicator light — provides indication of wiring error and power availability

#### SmartlockPro® GFCI/Sensor Guide Light

- Manual control of sensor light using the TEST/RESET buttons
- Long-lasting, energy efficient LEDs with 20-year life expectancy — no bulbs to replace
- Light sensor provides automatic ON/OFF features

#### SmartlockPro® GFCI/Switch

- Replaces standard switch/outlet combination devices in residential and light commercial installations
- Permits multiple wiring options that allow for GFCI protection of switched load and downstream receptacles

**Color Choices** Decora® combination devices are offered in a wide range of colors. To order colors, add suffix to Cat. No.



White  
(-W)



Ivory  
(-I)



Light Almond  
(-T)



Gray  
(-G/-GY)



Black  
(-E)



Brown  
(-/-B)



Red  
(-R)

**Decora® Combination Devices**

15A, 20A Combination Devices  			
Rating		Switch: 15A-120VAC Receptacle: 15A-125V	Switch: 20A-120VAC Receptacle: 20A-125V
NEMA		 5-15R	 5-20R
Description	Color	Cat. No.	Cat. No.
Single Pole Switch/ Tamper-Resistant Receptacle	White Ivory Light Almond Black	T5625-W T5625-I T5625-T T5625-E	— — — —
Single Pole Switch/Receptacle	White Ivory Light Almond Black Gray	5625-W 5625-I 5625-T 5625-E 5625-GY	5636-W 5636-I — — —
Rating		Switch: 15A-120VAC Pilot Light: 1/25W-125VAC	Switch: 20A-120VAC Pilot Light: 1/25W-125VAC
Description	Color	Cat. No.	Cat. No.
Single Pole Switch/ Pilot Light	White Ivory	5626-W 5626-I	— —
Rating		15A-120/277VAC	20A-120/277VAC
Description	Color	Cat. No.	Cat. No.
Two Single Pole Switches	White Ivory Light Almond Black Gray Brown	5634-W 5634-I 5634-T 5634-E 5634-GY 5634	5627-W 5627-I 5627-T — — 5627-B
3-Way Switch/Single Pole Switch	White Ivory Light Almond Black	5641-W 5641-I 5641-T 5641-E	— — — —
Two 3-Way Switches	White Ivory Light Almond	5643-W 5643-I 5643-T	5640-W 5640-I 5640-T
Rating		Switch: 15A-120VAC Pilot Light: 1/25W-125VAC	
Description	Color	Cat. No.	
3-Way Switch/ Receptacle	White Ivory Black	5645-W 5645-I 5645-E	— — —



Combination Devices

Continued on next page

Continued from previous page

**Decora® Combination Devices**

Combination Devices

15A, 20A Combination Devices			
Rating	Individual Switches: 15A-120V Device Total: 20A-120V		Individual Switches: 15A-120V Device Total: 20A-120V
Description	Color	Cat. No.	Cat. No.
Dual Rockers	White	1754-W	1754-2W
	Ivory	1754-I	—
	Light Almond	1754-T	—
Illuminated Dual Rockers (Light is ON when top rocker is OFF)	White	1754-LW	—
	Ivory	1754-LI	—
Three Rockers	White	1755-W	1755-2W
	Ivory	1755-I	1755-2I
	Light Almond	1755-T	—



1755-W

\*Warning: Although each individual rocker switch is rated up to 15A-120V, the total combined load for both duplex or all three triplex switches must not exceed 20A

**Decora® SmartlockPro® GFCI-Protected Combination Devices**

SmartlockPro® 15A, 20A GFCI-Protected Combination Devices		
Rating	15A-125V @ Receptacle, 20A-125V Feed-through Switch Rating 15A, 1800W @ 120VAC	
Description	Color	Cat. No.
Single Pole Switch and Tamper-Resistant SmartlockPro®	White	GFSW1-W
	Ivory	GFSW1-I
Slim GFCI-Protected Receptacle with Indicator Light	Light Almond	GFSW1-T



GFSW1-W

SmartlockPro® GFCI Receptacle with Professional Grade Lockout   Fed Spec			
Rating	15A-125V @ Receptacle 20A-125V Feed-Through		20A-125V @ Receptacle 20A-125V Feed-Through
Description	Color	Cat. No.	Cat. No.
SmartlockPro® Single Outlet Tamper-Resistant GFCI Protected Receptacle with Red Pilot Light	White	GFPL1-PLW	GFPL2-PLW
	Ivory	GFPL1-PLI	GFPL2-PLI
	Light Almond	GFPL1-PLT	GFPL2-PLT
	Gray	GFPL1-PLG	GFPL2-PLG
	Black	GFPL1-PLE	GFPL2-PLE
	Brown	GFPL1-PL	GFPL2-PL
	Red	GFPL1-PLR	GFPL2-PLR
Automatic ON/OFF Sensor LED Guide Light and Tamper-Resistant SmartlockPro® GFCI-Protected Receptacle with Indicator Light*	White	GFNL1-W	GFNL2-W
	Ivory	GFNL1-I	GFNL2-I
	Light Almond	GFNL1-T	GFNL2-T
	Black	GFNL1-E	—
	Hospital Grade Duplex GFCI with Guide Light and Tamper-Resistant SmartlockPro® GFCI-Protected Receptacle with Indicator Light with self-grounding clip	White	GFNL1-HGW
Ivory		GFNL1-HGI	GFNL2-HGI
Light Almond		GFNL1-HGT	GFNL2-HGT
Gray		GFNL1-HGG	GFNL2-HGG
Black		GFNL1-HGE	GFNL2-HGE
Brown		GFNL1-HG	GFNL2-HG
Red	GFNL1-HGR	GFNL2-HGR	



GFPL2-PLW



GFNL1-HGR

## Decora® LED Sensor Guide Lights

Our LED Sensor Guide Light Series unites Leviton's quality Decora® wiring devices with energy-saving LED guide lights for a smart combination. The Sensor LEDs turn ON and OFF automatically in switch/guide light or tamper-resistant receptacle/guide light combinations. A full LED guide light version is perfect for hallways and stairways.

### Features and Benefits

#### All Devices

- Impact-resistant face and body
- Long-lasting energy-efficient LED with long life expectancy — no bulbs to replace
- Light sensor provides automatic ON/OFF features
- All devices have a self grounding clip
- Fit standard wall boxes
- Back or side wired

#### Tamper-Resistant Receptacle/Guide Light

- Uses two LEDs
- Shutter mechanism inside the receptacle blocks access to the contacts unless a two-or -three prong plug is inserted, helping ensure foreign objects will be locked out
- Complies with section 406.12 of the NEC Code

#### Combination Switch/Guide Light

- Uses two LEDs
- Single pole
- Neutral required

#### Full LED Guide Light

- Uses three LEDs

### 15A LED Sensor Guide Lights

<b>Rating</b>	15A-125VAC	
NEMA	 5-15R	
<b>Description</b>	<b>Color</b>	<b>Cat. No.</b>
Decora® Tamper-Resistant Receptacle/LED Guide Light	White	T6525-W
	Ivory	T6525-I
Decora® Single Pole Switch/LED Guide Light	White	6526-W
	Ivory	6526-I
	Light Almond	6526-T
<b>Rating</b>	1W-120VAC	
<b>Description</b>	<b>Color</b>	<b>Cat. No.</b>
Decora® Full LED Guide Light	White	6527-W
	Ivory	6527-I
	Light Almond	6527-T



T6525-W



6527-W



#### Related Products

Leviton carries a complete line of Decora® switches. **See page B-16 in the Switches & Motor Controls section for more information.** Leviton carries a complete line of Decora® receptacles. **See page C-28 in the Straight Blade Devices section for more information.** Leviton carries a complete line of Decora® GFCIs. **See page E-3 in the GFCIs and AFCIs section for more information.**



## Decora® USB Charger Combination Devices

Keeping your smartphones, tablets and other electronic devices up and running is essential to staying connected to family, friends and business. Choose Leviton USB In-Wall Chargers for fast, efficient charging. With a variety styles and colors to choose from, Leviton USB In-Wall Chargers are ideal for residential and commercial applications including kitchens, bedrooms, home offices, college dormitories, airport lounges, hospitals, salons and spas, hotels, meeting rooms, cafes, restaurants and more.

### Sample USB Combination Devices



### Features and Benefits

#### USB Charger Devices

- Smart chip recognizes and optimizes the charging requirements of the connected device
- Compatible with most tablets and other electronic mobile devices
- Built-in overcurrent protection helps protect electronics from receiving too much power which can damage the device
- Internal thermo regulator prevents the electronics from overheating
- Tamper-Resistant receptacles meet the latest NEC requirements
- USB ports tested to meet the industry requirement to withstand over 10,000 insertions
- USB cable compatible with 3.1, 3.0, 2.0, 1.1
- Spec Grade

#### Dual Type-C™ with Power Delivery

- The most advanced USB in-wall charger on the market with up to 2X the charging power with PD-enabled devices
- Provides up to 30W (6A) on a single port
- Type-C™ is emerging as the standard port that provides faster charging

- Power Delivery is a technology that supplies a higher level of power than standard charging

#### Type A and Type-C™

- Type-C™ provides faster charging and is emerging as the standard port on many phones, tablets and laptops
- 5.1A charging current and total of 25+W of power
- Type-C™ Port can charge a maximum of 3A @ 5V
- Type A Port can charge a maximum of 2.4A @ 5V

#### Dual Type A

- 3.6A charging current and total of 18W of power

#### 4-Port Type A

- Four vertical Type A ports
- 4.2A charging current and total of 24W of power

#### Hospital Grade USB Chargers

- Self-grounding clip
- Extra heavy-duty impact-resistant polyester cover

*Continued on next page*

Continued from previous page

**Decora® USB Charger Combination Devices**

Dual Type-C with Power Delivery 			
Rating		USB Port: 6A (30W) Receptacle: 15A-125V	USB Port: 6A (30W) Receptacle: 20A-125V
Description	Color	Cat. No.	Cat. No.
Dual Type-C™ USB with Power Delivery (PD) In-Wall Charger with Duplex Tamper-Resistant Receptacle	White	T5635-W	T5835-W
	Ivory	T5635-I	T5835-I
	Light Almond	T5635-T	T5835-T
	Black	T5635-E	T5835-E
	Gray	T5635-G	T5835-G
	Brown	T5635-B	T5835-B

Type A and Type-C 			
Rating		USB Port: 5.1A (25+W) Receptacle: 15A-125V	USB Port: 5.1A (25+W) Receptacle: 20A-125V
Description	Color	Cat. No.	Cat. No.
Type A and Type-C™ USB In-Wall Charger with Duplex Tamper-Resistant Receptacle	White	T5633-W	T5833-W
	Ivory	T5633-I	T5833-I
	Light Almond	T5633-T	T5833-T
	Black	T5633-E	T5833-E
	Gray	T5633-GY	T5833-GY
	Brown	T5633-B	T5833-B
Hospital Grade Type A and Type-C™ USB In-Wall Charger with Duplex Tamper-Resistant Receptacle	White	T5633-HGW	T5833-HGW
	Ivory	T5633-HGI	T5833-HGI
	Light Almond	T5633-HGT	T5833-HGT
	Black	T5633-HGE	T5833-HGE
	Gray	T5633-HGY	T5833-HGY
	Brown	T5633-HG	T5833-HG
	Red	T5633-HGR	T5833-HGR

Dual Type A 			
Rating		USB Port: 5.1A (25+W) Receptacle: 15A-125V	USB Port: 5.1A (25+W) Receptacle: 20A-125V
Description	Color	Cat. No.	Cat. No.
Dual Type A USB In-Wall Charger with Duplex Tamper-Resistant Receptacle	White	T5632-W	T5832-W
	Ivory	T5632-I	T5832-I
	Light Almond	T5632-T	T5832-T
	Black	T5632-E	T5832-E
	Gray	T5632-GY	T5832-GY
	Brown	T5632-B	T5832-B
	Red	T5632-R	T5832-R
Hospital Grade Dual Type A USB In-Wall Charger with Duplex Tamper-Resistant Receptacle	White	T5632-HGW	T5832-HGW
	Ivory	T5632-HGI	T5832-HGI
	Light Almond	T5632-HGT	T5832-HGT
	Black	T5632-HGE	T5832-HGE
	Gray	T5632-HGG	T5832-HGG
	Brown	T5632-HG	T5832-HG
	Red	T5632-HGR	T5832-HGR



T5635-W



T5633-W



T5833-W



T5632-HGW



Continued on next page

Continued from previous page

## Decora® USB Charger Combination Devices

4-Port Type A 

Rating USB Port: 4.2A (24W)

Description	Color	Cat. No.
4-Port Type A USB In-Wall Charger	White	USB4P-W
	Ivory	USB4P-I
	Light Almond	USB4P-T
	Black	USB4P-E
	Gray	USB4P-GY



USB4P-W

**Related Products**

Leviton carries a complete line of Decora® switches. **See page B-16 in the Switches & Motor Controls section for more information.** Leviton carries a complete line of Decora® receptacles. **See page C-26 in the Straight Blade Devices section for more information.** Leviton carries a complete line of Decora® GFCIs. **See page E-3 in the GFCIs and AFCIs section for more information.**

Self-Test GFCI Receptacles .....	E-2
Commercial Grade .....	E-3
Spec Grade .....	E-4
Extra Heavy-Duty Industrial Grade .....	E-5
Leaded GFCIs .....	E-6
Combo Pilot Light .....	E-7
Extra Heavy-Duty Hospital Grade .....	E-8
NAFTA .....	E-9
DIN Rail .....	E-9
Lev-Lok® .....	E-10
AFCI Receptacles .....	E-13
Dual Function AFCI/GFCI Receptacles .....	E-16
GFCI Cord Sets .....	E-17
GFCI User Attachables .....	E-19
GFCI Panel Mount .....	E-20




## Tamper-Resistant and Non Tamper-Resistant Self-Test GFCI Receptacles


The SmartlockPro® Self-Test GFCIs contain the latest innovation in ground-fault protection by automatically conducting a periodic internal test to confirm that the GFCI is able to respond to a ground-fault. Easy to install, they take up to 25% less space in the wallbox vs. typical GFCIs and can fit into any box, even shallow ones. These slim GFCIs provide all the reset lockout benefits of our standard SmartlockPro® offering, and are available in tamper-resistant and non tamper-resistant versions. Constructed of resilient thermoplastic and able to withstand high torque levels, self-test GFCIs come in styles for every need, including a combination guide light/receptacle and a blankface device.

### GFTR1-W


Takes up to 25% less space in the wallbox vs. other GFCIs



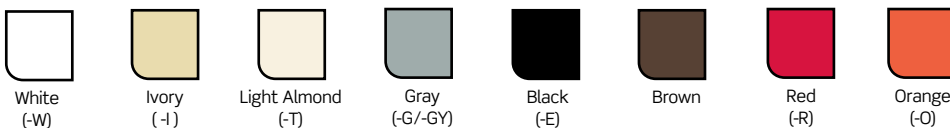
Older Model GFCI



SmartlockPro® GFCI



**Color Choices** GFCI receptacles are offered in a wide range of colors. To order colors, add suffix to Cat. No.





### SmartlockPro® Self-Test GFCIs

#### Features and Benefits

##### Self-Test

- Provides continuous ground-fault protection — detects and trips on actual ground-fault even when self-test is being conducted
- On initial power up, tests the GFCI within 3 seconds
- Auto-monitoring exceeds the UL requirement
- Auto adapts and shifts to more frequent testing if potential problem is detected
- Testing frequency regularly updates protection status
- Electronics are designed to minimize any false triggers

##### Standard

- Available in 15A and 20A versions
- Silver alloy contacts
- Impact-resistant thermoplastic cover and body
- One-piece T-design trip latch mechanism provides efficient operation
- Takes up 25% less space in the wallbox vs. other tamper-resistant GFCIs
- Terminals allow for easy wiring options — back and side wire capable
- External backwire clamps provide positive visual indication of wiring and exhibit very high holding force at standard torque levels
- Standard brass self-grounding clips (excluding WR versions)
- Patented bridge contact provides individual sets of contacts for GFCI receptacle face and downstream receptacles; no power to receptacle face if improperly wired (line-load reversed)
- Patented lockout feature for added safety prevents RESET if GFCI is not operating properly
- Status Indicator Light provides simple, intuitive feedback on power and protection status as well as indication of line/load reversal
- Advanced electronic design provides superior resistance to electrical surges and over-voltages
- Trip threshold meets or exceeds UL requirements for tripping time
- Improved immunity to high frequency noise reduces nuisance tripping
- Impact-resistant thermoplastic cover and body
- TEST and RESET button colors match device face
- Compatible with all Decora® devices and wallplates; available in select Decora® colors
- NAFTA compliant versions available
- Fed Spec Rated
- Backed by a limited 2-year warranty

##### Tamper-Resistant

- Shutter mechanism inside the receptacle blocks access to the contacts unless a two-prong or three-prong plug is inserted
- Complies with NEC® requirement mandating that all 15A and 20A receptacles installed in dwelling units be listed as tamper-resistant

##### Duplex Guide Light

- Sensor provides automatic ON/OFF based on ambient lighting
- Dual lens provides visible light with a variety of plugs or transformers
- Custom designed lenses with edge-mounted LEDs improve light dispersion
- Energy-efficient: uses approx. 1W of electricity — no bulbs to replace
- Saves space by eliminating the need to use an outlet for a plug-in night light

##### Weather-Resistant

- Designed for wet and damp locations to meet the requirements of NEC Section 406.8
- Stainless steel strap and screws
- Conformal coated PC board to protect critical components from moisture
- Cold impact resistant face and buttons
- UV stabilized plastics

##### Audible Alert

- Alarm sounds when GFCI trips, providing alert that power has been disconnected from load(s) plugged in or fed from the GFCI
- Indicator light provides visual status

##### Hospital Grade

- Extra heavy-duty impact-resistant PBT cover
- Passes stringent durability test required for use in healthcare facilities including plug retention and construction integrity

Continued on next page



# GFCI Receptacles





Tamper- and Non Tamper-Resistant | Commercial



Continued from previous page

## SmartlockPro® Self-Test GFCIs Spec Grade

E  
GFCIs and AFCIs

Back and Side Wired GFCI with Professional Grade Lockout  					
Rating	15A-125V @ Receptacle 20A-125V Feed-Through		20A-125V @ Receptacle 20A-125V Feed-Through		
NEMA	 5-15R		 5-20R		
Description	Color	Cat. No.	Cat. No.	Cat. No.	Cat. No.
		TR	Non-TR	TR	Non-TR
Duplex GFCI with LED Indicator Light (with self-grounding clip)	White	GFTR1-W	GFNT1-W	GFTR2-W	GFNT2-W
	Ivory	GFTR1-I	GFNT1-I	GFTR2-I	GFNT2-I
	Light Almond	GFTR1-T	GFNT1-T	GFTR2-T	GFNT2-T
	Gray	GFTR1-GY	GFNT1-GY	GFTR2-GY	GFNT2-GY
	Black	GFTR1-E	GFNT1-E	GFTR2-E	GFNT2-E
	Brown	GFTR1	GFNT1	GFTR2	GFNT2
	Red	—	—	—	GFNT2-R
Duplex Weather-Resistant/ Outdoor Grade GFCI with LED Indicator Light	White	GFWT1-W	GFWR1-W	GFWT2-W	GFWR2-W
	Ivory	GFWT1-I	—	GFWT2-I	—
	Light Almond	GFWT1-T	—	GFWT2-T	—
	Gray	GFWT1-GY	—	GFWT2-GY	—
	Black	GFWT1-E	GFWR1-E	GFWT2-E	GFWR2-E
Duplex GFCI with Guide Light, LED Indicator Lights (with self-grounding clip)	White	GFNL1-W	—	GFNL2-W	—
	Ivory	GFNL1-I	—	GFNL2-I	—
	Light Almond	GFNL1-T	—	GFNL2-T	—
	Black	GFNL1-E	—	—	—
Combination GFCI with Switch, LED Indicator Light (with self-grounding clip)	White	GFSW1-W	—	—	—
	Ivory	GFSW1-I	—	—	—
	Light Almond	GFSW1-T	—	—	—
Duplex GFCI with Audible Trip Alert (with self-grounding clip)	White	GFTA1-W	—	GFTA2-W	—
	Ivory	GFTA1-I	—	GFTA2-I	—
	Light Almond	GFTA1-T	—	GFTA2-T	—

TR: Tamper-Resistant

Blank Face Back and Side Wired GFCI with Professional Grade Lockout  		
Rating	20A-125V Feed-Through Switch Rated	
Description	Color	Cat. No.
Blank Face GFCI	White	GFRBF-W
with LED Indicator	Ivory	GFRBF-I
(with self-grounding clip)	Light Almond	GFRBF-T
	Black*	GFRBF-XE

\*Bulk pack only (50 pcs/MC)



GFTR2-W



GFWT1-W



GFNL1-W



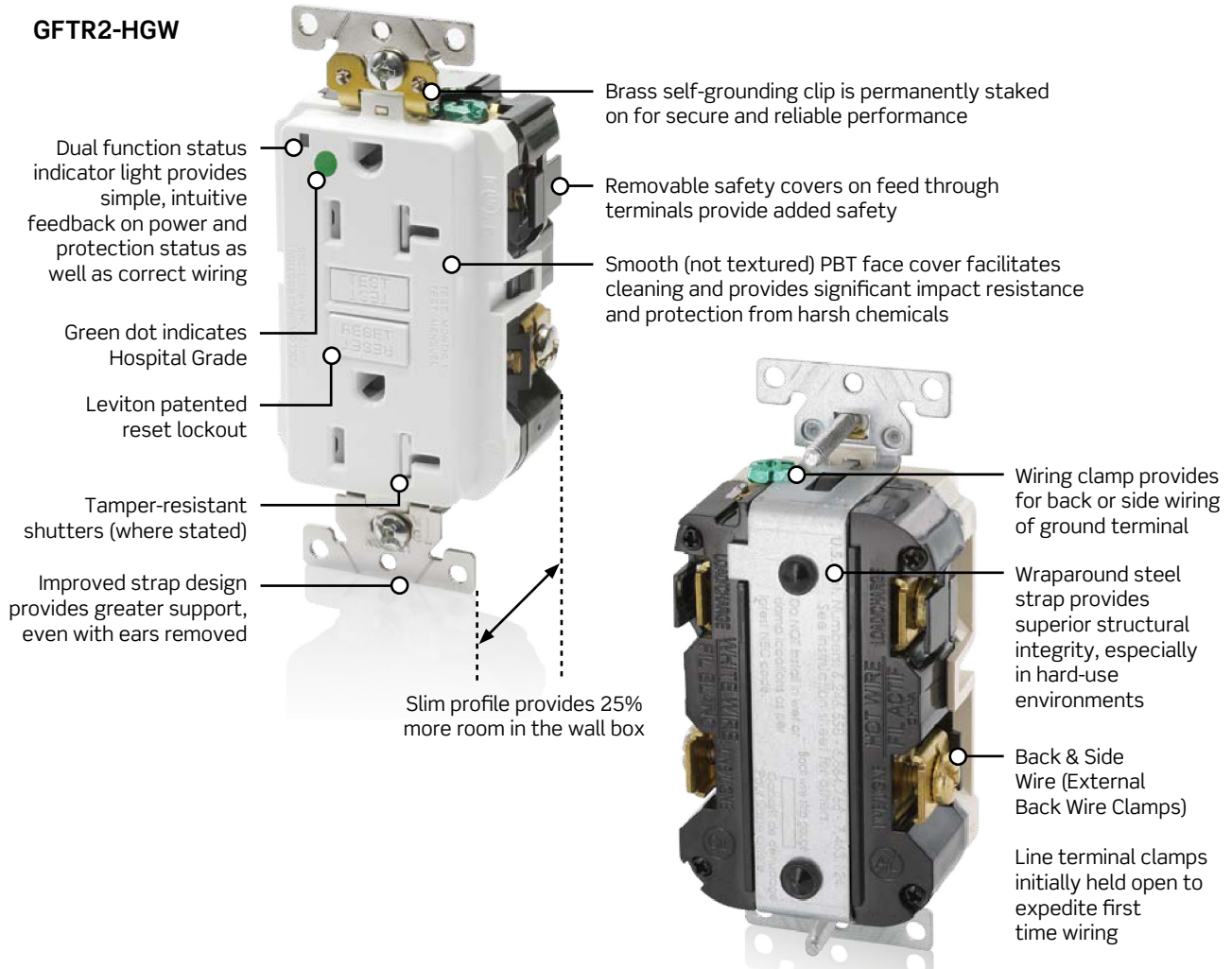
GFRBF-W



### Related Products

Leviton has a comprehensive line of outdoor weatherproof covers and boxes that are ruggedly constructed to withstand the elements. **See pages S-26 to S-32 in the Wallplates & Covers section for more information.**

## SmartlockPro® Extra Heavy-Duty Industrial Grade Self-Test GFCI Receptacles with Professional Grade Lockout



### Features and Benefits

- Patented bridge contact provides individual sets of contacts for GFCI receptacle face and downstream receptacles; no power to receptacle face if improperly wired (line-load reversal)
- Patented lockout feature for added safety prevents RESET if GFCI is not operating properly
- Provides continuous ground-fault protection — detects and trips on actual ground-fault even when self-test is being conducted
- Status Indicator Light provides simple, intuitive feedback on power and protection status as well as indication of line/load reversal
- Auto-monitoring exceeds the UL requirement. Auto adapts and shifts to more frequent testing if potential problem is detected. Testing frequency regularly updates protection status. Electronics are designed to minimize any false triggers
- Compatible with all Decora® devices and wallplates; available in select Decora® colors
- Tamper-resistant shutters meet NEC Article 406.12 requirements (where stated)
- Impact and chemical resistant PBT face for longerservice life
- Improved strap design provides greater support, even with ears removed
- Fed Spec
- Backed by a limited 2-year warranty

*Continued on next page*

Continued from previous page

### SmartlockPro® Extra Heavy-Duty Industrial Grade Self-Test GFCI Receptacles with Professional Grade Lockout

#### Features and Benefits

##### Isolated Ground GFCI

- Isolated ground terminal pre-wired for quick assembly

##### Pilot Light GFCI

- Long-lasting, energy efficient LEDs with 20-year life expectancy — no bulbs to replace
- High-visibility power indicator illuminates when power to the receptacle is present
- Ideal for equipment protection on dedicated branch circuits

##### Leaded

- Include #12 AWG TEW line and load leads plus a ground wire for broadest installation flexibility
- Terminals are enclosed for added safety

#### Back and Side Wired GFCI UL® Fed Spec

Rating	15A-125V @ Receptacle 20A-125V Feed-Through	20A-125V @ Receptacle 20A-125V Feed-Through	
NEMA	 5-15R	 5-20R	
Description	Color	Cat. No.	Cat. No.
Extra-Heavy Duty, Duplex GFCI	White	G5262-W	G5362-W
	Ivory	G5262-I	G5362-I
	Light Almond	G5262-T	G5362-T
	Gray	G5262-GY	G5362-GY
	Black	G5262-E	G5362-E
	Brown	G5262	G5362
	Red	G5262-R	G5362-R
Extra-Heavy Duty, Duplex GFCI, Tamper-Resistant	White	G5262-TW	G5362-TW
	Ivory	G5262-TI	G5362-TI
	Light Almond	G5262-TT	G5362-TT
	Gray	G5262-TGY	G5362-TGY
	Black	G5262-TE	G5362-TE
	Brown	G5262-T0	G5362-T0
	Red	G5262-TR	G5362-TR
Extra Heavy-Duty, Duplex GFCI, Tamper- and Weather-Resistant	White	G5262-WTW	G5362-WTW
	Ivory	G5262-WTI	G5362-WTI
	Light Almond	G5262-WTT	G5362-WTT
	Gray	G5262-WTG	G5362-WTG
	Black	G5262-WTE	G5362-WTE
	Brown	G5262-WT	G5362-WT
	Red	G5262-WTR	G5362-WTR
Extra-Heavy Duty, Two Marked Controlled Duplex GFCI, Tamper-Resistant	Green	—	G5362-2TN
Extra Heavy-Duty, Duplex GFCI, Tamper-Resistant, Isolated Ground	White	GFTR1-IGW	GFTR2-IGW
	Ivory	GFTR1-IGI	GFTR2-IGI
	Light Almond	GFTR1-IGT	GFTR2-IGT
	Gray	GFTR1-IGG	GFTR2-IGG
	Black	GFTR1-IGE	GFTR2-IGE
	Brown	GFTR1-IG	GFTR2-IG
	Red	GFTR1-IGR	GFTR2-IGR
	Orange	GFTR1-IGO	GFTR2-IGO



G5362-WTW



G5362-2TN



GFTR1-IGO

Continued on next page

Continued from previous page

Back and Side Wired GFCI   Fed Spec			
Rating		15A-125V @ Receptacle 20A-125V Feed-Through	20A-125V @ Receptacle 20A-125V Feed-Through
NEMA		5-15R	5-20R
Description	Color	Cat. No.	Cat. No.
Extra-Heavy Duty, Duplex GFCI, Tamper-Resistant, 3-Wire Lead	White	GFTR1-3LW	GFTR2-3LW
	Ivory	GFTR1-3LI	GFTR2-3LI
	Light Almond	GFTR1-3LT	GFTR2-3LT
	Gray	GFTR1-3LG	GFTR2-3LG
	Black	GFTR1-3LE	GFTR2-3LE
	Brown	GFTR1-3L	GFTR2-3L
	Red	GFTR1-3LR	GFTR2-3LR
Extra Heavy-Duty Duplex GFCI, Tamper-Resistant, 5-Wire Lead	White	GFTR1-5LW	GFTR2-5LW
	Ivory	GFTR1-5LI	GFTR2-5LI
	Light Almond	GFTR1-5LT	GFTR2-5LT
	Gray	GFTR1-5LG	GFTR2-5LG
	Black	GFTR1-5LE	GFTR2-5LE
	Brown	GFTR1-5L	GFTR2-5L
	Red	GFTR1-5LR	GFTR2-5LR
Extra Heavy-Duty, Single GFCI, Tamper-Resistant, with Pilot Light	White	GFPL1-PLW	GFPL2-PLW
	Ivory	GFPL1-PLI	GFPL2-PLI
	Light Almond	GFPL1-PLT	GFPL2-PLT
	Gray	GFPL1-PLG	GFPL2-PLG
	Black	GFPL1-PLE	GFPL2-PLE
	Brown	GFPL1-PL	GFPL2-PL
	Red	GFPL1-PLR	GFPL2-PLR



GFPL2-PLW



GFTR2-5LW

## Extra Heavy-Duty Hospital Grade SmartlockPro® Self-Test GFCI Receptacles

Back and Side Wired GFCI with Professional Grade Lockout   Fed Spec					
Rating		15A-125V @ Receptacle 20A-125V Feed-Through		20A-125V @ Receptacle 20A-125V Feed-Through	
NEMA		5-15R		5-20R	
Description	Color	Cat. No.	Cat. No.	Cat. No.	Cat. No.
		TR*	Non-TR**	TR*	Non-TR**
Extra Heavy-Duty, GFCI Duplex Receptacle with LED Indicator Light (with self-grounding clip)	White	GFTR1-HGW	GFNT1-HGW	GFTR2-HGW	GFNT2-HGW
	Ivory	GFTR1-HGI	GFNT1-HGI	GFTR2-HGI	GFNT2-HGI
	Light Almond	GFTR1-HGT	GFNT1-HGT	GFTR2-HGT	GFNT2-HGT
	Gray	GFTR1-HGG	GFNT1-HGG	GFTR2-HGG	GFNT2-HGG
	Black	GFTR1-HGE	GFNT1-HGE	GFTR2-HGE	GFNT2-HGE
	Brown	GFTR1-HG	GFNT1-HG	GFTR2-HG	GFNT2-HG
	Red	GFTR1-HGR	GFNT1-HGR	GFTR2-HGR	GFNT2-HGR
Extra Heavy-Duty, GFCI Duplex Receptacle with Guide Light and LED Indicator Lights (with self-grounding clip)	White	GFNL1-HGW	—	GFNL2-HGW	—
	Ivory	GFNL1-HGI	—	GFNL2-HGI	—
	Light Almond	GFNL1-HGT	—	GFNL2-HGT	—
	Gray	GFNL1-HGG	—	GFNL2-HGG	—
	Black	GFNL1-HGE	—	GFNL2-HGE	—
	Brown	GFNL1-HG	—	GFNL2-HG	—
	Red	GFNL1-HGR	—	GFNL2-HGR	—
Extra Heavy-Duty, Weather-Resistant Outdoor Grade GFCI Duplex Receptacle with LED Indicator Light	White	GFWT1-HGW	—	GFWT2-HGW	—
	Ivory	GFWT1-HGI	—	GFWT2-HGI	—
	Light Almond	GFWT1-HGT	—	GFWT2-HGT	—
	Gray	GFWT1-HGG	—	GFWT2-HGG	—
	Black	GFWT1-HGE	—	GFWT2-HGE	—
	Brown	GFWT1-HG	—	GFWT2-HG	—
	Red	GFWT1-HGR	—	GFWT2-HGR	—

\*TR versions are Tamper-Resistant and feature a shutter mechanism inside the receptacle that blocks access to the contacts unless a two-prong plug is inserted.

\*\*Non-TR versions are not Tamper-Resistant



GFNL1-HGR



GFNL2-HGW

### SPOTLIGHT

#### NAFTA/ARRA Compliant

Leviton is the smart choice for GFCIs, Lighting Controls, Occupancy/Vacancy Sensors, Relay Control Panels, Submeters and Entertainment Lighting products that meet NAFTA (North American Free Trade Agreement) or ARRA (American Recovery and Reinvestment Act) requirements. For an up-to-date, comprehensive listing of Leviton's NAFTA or ARRA compliant products go to [www.leviton.com/usa](http://www.leviton.com/usa).



#### Related Products

For more information on our Portable GFCI devices and User Attachable GFCIs **see section I, Temporary Power.**

## SmartlockPro® Self Test NAFTA Compliant GFCI Receptacles with Professional Grade Lockout

NAFTA Compliant SmartlockPro® Self-Test GFCIs are available for projects subject to the provisions of the North American Free Trade Agreement.

Back and Side Wired GFCI with Professional Grade Lockout   Fed Spec					
Rating		15A-125V @ Receptacle 20A-125V Feed-Through	20A-125V @ Receptacle 20A-125V Feed-Through		
NEMA		 5-15R	 5-20R		
Description	Color	Cat. No.	Cat. No.	Cat. No.	Cat. No.
		TR*	Non-TR*	TR*	Non-TR*
NAFTA Compliant Self-Test GFCI with LED Indicator Light (with self-grounding clip)	White	GFTR1-FW	GFNT1-FW	GFTR2-FW	GFNT2-FW
	Ivory	GFTR1-FI	GFNT1-FI	GFTR2-FI	GFNT2-FI
Extra Heavy-Duty Hospital Grade NAFTA Compliant Self-Test Duplex GFCI with LED Indicator Light (with self-grounding clip)	White	GFTR1-HFW	GFNT1-HFW	GFTR2-HFW	GFNT2-HFW
	Ivory	GFTR1-HFI	GFNT1-HFI	GFTR2-HFI	GFNT2-HFI
	Light Almond	GFTR1-HFT	GFNT1-HFT	GFTR2-HFT	GFNT2-HFT
	Gray	GFTR1-HFG	GFNT1-HFG	GFTR2-HFG	GFNT2-HFG
	Black	GFTR1-HFE	GFNT1-HFE	GFTR2-HFE	GFNT2-HFE
	Brown	GFTR1-HF	GFNT1-HF	GFTR2-HF	GFNT2-HF
	Red	GFTR1-HFR	GFNT1-HFR	GFTR2-HFR	GFNT2-HFR

\*Tamper-Resistant.  
\*\*Not Tamper-Resistant



GFTR2-HFR

## SmartlockPro® DIN Rail Self-Test GFCI Receptacles

### Features and Benefits

- Mounting clip provides easy installation in equipment cabinets
- GFCI has two terminals blocks, one for the line side and one for feed-thru
- Terminal block accepts #22-#12 AWG conductors
- 10kA SCCR
- GFCI receptacle is Fed Spec W-C 596 rated

Extra Heavy-Duty Industrial Specification Grade DIN Rail GFCI Module			
Rating		15A-125V 20A Feed-Through	20A-125V 20A Feed-Through
NEMA		 5-15R	 5-20R
Description	Color	Cat. No.	Cat. No.
Duplex Receptacle with Indicator Light	Black	GFNT1-DIN	GFNT2-DIN



GFNT1-DIN



### Related Products


For more information on our Decora Plus™ Industrial grade DIN Rail-Mount Duplex receptacles **see page C-29 in the Straight Blade Devices section.** For more information on our Surge Protective DIN Rail-Mount receptacles **see page G-31 in the Surge Protective Devices section.**



## Lev-Lok® SmartlockPro® Self-Test GFCI Receptacles

Leviton's Extra Heavy-Duty SmartlockPro® Self-Test GFCI modular receptacles are the perfect solution for those locations that require the added safety of ground-fault protection, such as restrooms and kitchens. Suitable for use in all 15A or 20A, 125V commercial applications, these devices are offered in standard and tamper-resistant duplex receptacle versions. With ideal time-saving benefits and excellent safety features like automatic GFCI testing after RESET and built-in end-of-life indication, Leviton's GFCI modular receptacles are the perfect choice for safety.

### MGFT2-W



## Lev-Lok® SmartlockPro® Self-Test GFCI Receptacles

### Features and Benefits

- Provides continuous ground-fault protection — detects and trips on actual ground-fault even when self-test is being conducted
- Constructed with impact-resistant PBT cover
- Large triple-wipe, brass “T” line contacts on 20A for superior contact and conductivity
- Status Indicator Light provides simple, intuitive feedback on power and protection status as well as indication of line/load reversal
- Electronics are designed to minimize any false triggers
- Right Angle Wiring module’s thin profile makes it easier to place GFCI receptacle in the box
- #12 AWG THHN wire leads, 6" length on MSTWL series wiring modules
- Wiring module locks and latches to the receptacle body providing double the connection security
- Receptacle to be installed only with Leviton MSTWL series wiring modules
- MSTWL wiring module sold separately

## SmartlockPro® Extra Heavy-Duty Industrial Specification Grade Self-Test Decora Plus™ GFCI Receptacles

2-Pole, 3-Wire Grounding 			
Rating		15A-125V	20A-125V
NEMA		 5-15R	 5-20R
Description	Color	Cat. No.	Cat. No.
Duplex	White	MGFN1-W	MGFN2-W
	Ivory	MGFN1-I	MGFN2-I
	Light Almond	MGFN1-T	MGFN2-T
	Gray	MGFN1-GY	MGFN2-GY
	Black	MGFN1-E	MGFN2-E
	Brown	MGFN1	MGFN2
	Red	MGFN1-R	MGFN2-R
Duplex, Tamper Resistant	White	MGFT1-W	MGFT2-W
	Ivory	MGFT1-I	MGFT2-I
	Light Almond	MGFT1-T	MGFT2-T
	Gray	MGFT1-GY	MGFT2-GY
	Black	MGFT1-E	MGFT2-E
	Brown	MGFT1	MGFT2
	Red	MGFT1-R	MGFT2-R



MGFT2-HGR

# GFCI Receptacles

Tamper- and Non Tamper-Resistant | Wiring Modules | Lev-Lok® | Industrial



E  
GFCIs and AFCIs

## SmartlockPro® Extra Heavy-Duty Hospital Grade Self-Test Decora Plus™ GFCI Receptacles

2-Pole, 3-Wire Grounding  Fed Spec			
Rating	15A-125V		20A-125V
NEMA	 5-15R		 5-20R
Description	Color	Cat. No.	Cat. No.
Duplex	White	MGFN1-HGW	MGFN2-HGW
	Ivory	MGFN1-HGI	MGFN2-HGI
	Light Almond	MGFN1-HGT	MGFN2-HGT
	Gray	MGFN1-HGG	MGFN2-HGG
	Black	MGFN1-HGE	MGFN2-HGE
	Brown	MGFN1-HG	MGFN2-HG
	Red	MGFN1-HGR	MGFN2-HGR
Duplex, Tamper Resistant	White	MGFT1-HGW	MGFT2-HGW
	Ivory	MGFT1-HGI	MGFT2-HGI
	Light Almond	MGFT1-HGT	MGFT2-HGT
	Gray	MGFT1-HGG	MGFT2-HGG
	Black	MGFT1-HGE	MGFT2-HGE
	Brown	MGFT1-HG	MGFT2-HG
	Red	MGFT1-HGR	MGFT2-HGR



MGFN1-HGI



MSTWL-A  
Wiring Module

## Lev-Lok® Wiring Modules


Lev-Lok® Receptacle Wiring Modules			
Device Type	Description	Color	Cat. No.
Receptacles	Stranded	White	MSTWL-A
	Stranded with Push-Wire Connectors	White	MSTWL-WST
	Stranded for Emergency Circuits	Red	MSTWL-R
	Stranded for Isolated Ground Circuits	Orange	MSTWL-IG
	Stranded with Push-Wire Connectors for Isolated Ground Circuits	Orange	MSTWL-WIG
	Solid	White	MSTWL-SDA
	Solid for Isolated Ground Circuits	Orange	MSTWL-SIG
	Solid with Push-Wire Connectors	White	MSTWL-WSD
	Stranded XHHW-2 Wire for Low Leakage Circuits*	White	MSTWL-XA**
	Stranded XHHW-2 Wire for Low Leakage Circuits	White	MSTWL-X1**
	Stranded XHHW-2 Wire for Low Leakage Circuits	White	MSTWL-XN**

\*With orange, brown and green wires.

\*\*Add suffix of 0 for 6", 1 for 12", 2 for 24" or 3 for 36" long leads; please allow 4 to 6 weeks for delivery

### SPOTLIGHT Self-Test


There is a new revision to the UL 943 standard effective June 29, 2015. This new standard requires all GFCI receptacle manufacturers to produce GFCIs with an auto-monitoring (self-test) feature that automatically conducts a periodic internal test to confirm the GFCI is able respond to a ground-fault. If a problem is detected during the self-test, the GFCI must automatically trip and deny power or provide a visual and/or audible indication. For more information visit [www.leviton.com/gfci](http://www.leviton.com/gfci).



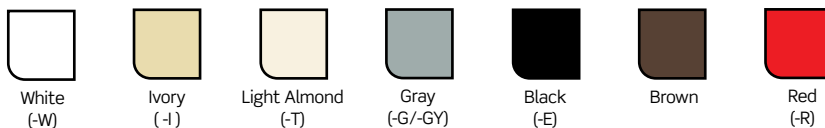
## AFCI Devices

SmartlockPro® Outlet Branch Circuit (OBC) AFCI Devices offer advanced technology to help protect against electrical fires. These devices are designed to interrupt power in the event potentially hazardous arcing is detected, which could originate from a number of sources including damaged wires and cords. Meeting the latest UL requirements for OBC AFCI outlets, they provide protection against series and parallel arcs. SmartlockPro® OBC AFCI devices feature Leviton's patented reset lockout and tamper-resistant technology. AFCI's are now required by the National Electrical Code® (NEC) in many areas of the home.

### AFTR1-W



**Color Choices** AFCI devices are offered in a wide range of colors. To order colors, add suffix to Cat. No.



### SmartlockPro® Outlet Branch Circuit AFCI Devices

#### Features and Benefits

- Use of TEST and RESET buttons is similar to traditional GFCI receptacles of which consumers have become familiar with. This translates into greater acceptance of the technology and a more user-friendly platform
- Meets or exceeds latest UL 1699A requirements for arc detection and tripping requirements on both series and parallel arcs
- Device design reduces nuisance tripping
- Impact-resistant thermoplastic cover and body
- TR symbol on the strap indicates the device's compliance with the latest NEC® requirements for tamper-resistant receptacles in residences and childcare facilities
- Superior resistance to electrical surges and over-voltages
- Expanded wiring options with nine back-wire holes (two for each line and load connection plus one for ground with an internal clamp)
- Silver alloy contacts
- Coordinates with all Decora® devices and wallplates; available in select colors
- Packed with coordinating wallplate (except AFRBF)
- Backed by a limited 2-year warranty

#### Blank Face

- May be used for outlet branch circuits where AFCI protection is desired but is located where an outlet is not needed
- May be used on circuits feeding lighting loads as well as other loads such as smoke detectors where a receptacle is not used
- Ideal for installation in locations to make AFCI protection "readily accessible" per NEC requirements

#### AFCI/Switch

- Combination AFCI and single pole switch
- Use for new circuits or modifications to existing circuits where a switch is the first outlet in a branch circuit

#### Lockout Action

- Automatically tests the AFCI every time the RESET button is depressed; the AFCI will not reset if the AFCI circuit is not functioning properly
- Leviton's patented reset/lockout technology prevents the AFCI from being reset in the event of a line-load reversal and stops power from being fed to the AFCI receptacle face or through to downstream devices; an illuminated green LED indicator on the AFCI's face should alert an installer to a line-load wiring reversal if the device is in the tripped state

### SmartlockPro® Outlet Branch Circuit AFCI Receptacles

Back and Side Wired AFCI w Reset/Lockout			
Rating		15A-125V @ Receptacle 20A-125V Feed-Through	20A-125V @ Receptacle 20A-125V Feed-Through
NEMA		 5-15R	 5-20R
Description	Color	Cat. No.	Cat. No.
Tamper-Resistant Outlet	White	AFTR1-W	AFTR2-W
Branch Circuit AFCI	Ivory	AFTR1-I	AFTR2-I
Receptacle with LED Indicator	Light Almond	AFTR1-T	AFTR2-T
	Gray	AFTR1-GY	AFTR2-GY
	Black	AFTR1-E	AFTR2-E
	Brown	AFTR1	AFTR2



AFTR1-W

Continued on next page

#### SPOTLIGHT Self-Test

There is a new revision to the UL 943 standard effective June 29, 2015. This new standard requires all GFCI receptacle manufacturers to produce GFCIs with an auto-monitoring (self-test) feature that automatically conducts a periodic internal test to confirm the GFCI is able respond to a ground-fault. If a problem is detected during the self-test, the GFCI must automatically trip and deny power or provide a visual and/or audible indication. For more information visit [www.leviton.com/gfci](http://www.leviton.com/gfci).



Continued from previous page

## SmartlockPro® Outlet Branch Circuit AFCI Receptacles

Heavy-Duty Hospital Grade Back and Side Wired AFCI w Reset/Lockout   Fed Spec			
Rating		15A-125V @ Receptacle 20A-125V Feed-Through	20A-125V @ Receptacle 20A-125V Feed-Through
NEMA		5-15R	5-20R
Description	Color	Cat. No.	Cat. No.
Tamper-Resistant Outlet Branch Circuit AFCI Receptacle with LED Indicator, Hospital Grade	White	AFTR1-HGW	AFTR2-HGW
	Ivory	AFTR1-HGI	AFTR2-HGI
	Light Almond	AFTR1-HGT	AFTR2-HGT
	Gray	AFTR1-HGG	AFTR2-HGG
	Black	AFTR1-HGE	AFTR2-HGE
	Brown	AFTR1-HG	AFTR2-HG
	Red	AFTR1-HGR	AFTR2-HGR



AFTR2-HGW

Combination AFCI/Switch, Back and Side Wired		
Rating		15A-125V Switch 20A-125V Feed-Through
Description	Color	Cat. No.
Outlet Branch Circuit	White	AFSW1-W
Combination AFCI/Switch	Ivory	AFSW1-I
with LED Indicator	Light Almond	AFSW1-T



AFSW1-W

Blank Face Back and Side Wired AFCI with Professional Grade Lockout		
Rating		20A-125V Feed-Through
Description	Color	Cat. No.
Blank Face Outlet Branch Circuit AFCI with LED Indicator	White	AFRBF-W
	Ivory	AFRBF-I
	Light Almond	AFRBF-T




AFRBF-W

### SPOTLIGHT

#### Captain Code's Guide to 2014 NEC® Code Changes

Created for electrical professionals with prior code knowledge, this intuitive guide focuses solely on the latest changes to the National Electrical Code. Complete with expert analysis and suggested product solutions the complete guide is available for free download at: [leviton.com/captaincode](http://leviton.com/captaincode) or register for free access to the interactive code portal at [captaincode.leviton.com](http://captaincode.leviton.com).





## SmartlockPro® Dual Function AFCI/GFCI Receptacles

The SmartlockPro® Dual Function AFCI/GFCI Receptacle offers advanced technology to help protect against electrical fires and electrical shock hazards. These devices are designed to interrupt power in the event that a potentially hazardous arc-fault or ground-fault is detected. The SmartlockPro® Dual Function AFCI/GFCI Receptacle offers a National Electrical Code® (NEC®) compliant option for AFCI/GFCI protection in residential kitchens and laundry areas for new construction, modifications or extensions, and replacement receptacles. It is also ideal as a replacement for ungrounded receptacles, satisfying NEC requirements for both AFCI and GFCI protection.

### Features and Benefits

- Meets NEC® requirements for AFCI and GFCI protection in residential kitchens and laundry areas for new circuits, circuit modifications or extensions and replacement receptacles
- Meets the latest UL standard for auto-monitoring (self-test) by periodically conducting an automatic internal test to confirm that GFCI protected power is available
- Patented reset lockout prevents reset if damaged and cannot respond to an arc-fault or ground-fault or line and load wires were reversed during installation
- Replaces a standard receptacle and has TEST and RESET buttons on face for localized testing and resetting
- Tamper-resistant to comply with the latest NEC® requirements
- Trip threshold meets or exceeds UL requirements for tripping time on ground-faults and on both series and parallel arcs for optimal safety
- Patented bridge contact design provides individual sets of contacts for receptacle face and downstream receptacles
- Improved immunity to high frequency noise reduces nuisance tripping
- Superior resistance to electrical surges and over-voltages enhancing reliability
- Status Indicator Light provides simple, intuitive feedback on power and protection status as well as indication of line/load reversal
- One-piece T-design trip latch mechanism provides efficient operation
- Impact-resistant thermoplastic cover and body for durability
- Expanded wiring options with nine back-wire holes (two for each line and load connection plus one for ground with an internal clamp) for easy installation
- Silver alloy contacts
- Packaged with coordinating wallplate

### SmartlockPro® Dual Function AFCI/GFCI Receptacles

#### Back and Side Wired AFCI/GFCI with Reset/Lockout

Rating	15A-125V @ Receptacle 20A-125V Feed-Through	20A-125V @ Receptacle 20A-125V Feed-Through	
NEMA	5-15R	5-20R	
Description	Color	Cat. No.	Cat. No.
Tamper-Resistant Dual Function AFCI/GFCI Receptacle with LED Indicator	White	AGTR1-W	AGTR2-W
	Ivory	AGTR1-I	AGTR2-I
	Light Almond	AGTR1-T	AGTR2-T
	Gray	AGTR1-G	AGTR2-G
	Black	AGTR1-E	AGTR2-E
	Brown	AGTR1-B	AGTR2-B



AGTR1-W



AGRB-W

#### Blank Face Back and Side Wired AFCI/GFCI with Professional Grade Lockout

Rating	20A-125V Feed-Through Switch Rated	
Description	Color	Cat. No.
Blank Face AFCI/GFCI with LED Indicator (with self-grounding clip)	White	AGRBF-W
	Ivory	AGRBF-I
	Light Almond	AGRBF-T

## GFCI Cord Sets

### Automatic and Manual Reset GFCI Devices


Leviton's automatic and manual reset GFCI devices are now sleeker and more rugged than ever. These fully OSHA compliant devices are also perfect for use in a variety of temporary power applications, such as recreation and marine vehicles, portable pools and generators, submersible pumps, vending machines and more.

#### Features and Benefits

- Rainproof, outdoor rated GFCI module
- Fully complies with NEC and OSHA regulations for construction sites
- Manual Reset Cord Sets (yellow body) will NOT automatically reset ON when power is applied or restored after a power interruption — RESET button must be actuated
- Automatic Reset Cord Sets (black body) will automatically reset ON when plugged in or when power is restored after a power interruption
- Power indicator light goes OFF if GFCI trips, power is interrupted, or GFCI is unplugged
- Open-neutral protection immediately trips the GFCI if the neutral conductor on the line side is opened, eliminating the possibility of the GFCI having a live hot leg
- Custom cord lengths and configurations available as special order
- Impact-resistant thermoplastic cover and body
- Water-resistant enclosure is sealed by ultrasonic welding
- Fully complies with NEC and OSHA regulations for construction sites
- UL/CSA listed cord sets and user-attachables; UL recognized power supply cords; complies with UL Standard 943 as a Class A GFCI
- CSA certified
- Backed by a limited 2-year warranty

#### GFA15-6C

Rainproof, polycarbonate, ultrasonically welded enclosure provides long service life and excellent resistance to harsh weather



Power Indicator light goes OFF if GFCI trips, power is interrupted or line cord is unplugged

Weather resistant cable

Continued on next page

Continued from previous page

### Automatic and Manual Reset GFCI Cord Sets and Power Supply Cords

E  
GFCIs and AFCIs

Automatic Reset GFCI Cord Sets and Power Supply Cords		
<b>Rating</b>		15A-120V
NEMA		5-15P 5-15R
Description	Color	Cat. No.
2 ft. Cord Set, Molded, Straight Blade Plug and Connector	Black	GFA15-2C
6 ft. Cord Set, Molded, Straight Blade Plug and Connector	Black	GFA15-6C
25 ft. Cord Set, Molded, Straight Blade Plug and Connector	Black	GFA15-25C
3 ft. Cord Set, Molded, Straight Blade Plug and Triple Tap Connector	Black	GFA15-3TC
37 ft. Power Supply Cord, Molded, Straight Blade Plug, No Connector	Black	GFA15-37E
<b>Rating</b>		20A-120V
NEMA		5-20P 5-20R
Description	Color	Cat. No.
3 ft. Cord Set, Molded, Straight Blade Plug and Connector	Black	GFA20-3C
37 ft. Power Supply Cord, Molded, Straight Blade Plug, No Connector	Black	GFA20-37E
<b>Rating</b>		20A-120V
NEMA		L5-20R L5-20P
Description	Color	Cat. No.
3 ft. Cord Set, Locking Plug and Connector	Black	GFA20-3LC



GFA15-3TC



GFA20-37E

Manual Reset GFCI Cord Sets		
<b>Rating</b>		15A-120V
NEMA		5-15P 5-15R
Description	Color	Cat. No.
3 ft. Cord Set, Molded, Straight Blade Plug and Connector, 12-3 SJTW Cord	Yellow	GFM15-3C
25 ft. Cord Set, Molded, Straight Blade Plug and Connector	Yellow	GFM15-25C
3 ft. Cord Set, Molded, Straight Blade Plug and Triple Tap Connector, 12-3 SJTW Cord	Yellow	GFM15-3TC
3 ft. Cord Set, Molded, Straight Blade Plug and Connector, 14-3 SJTW Cord, one end features a 14W47 Wetguard® Plug, other end features a 15W47 Wetguard® Connector	Yellow	GFM15-3WC
<b>Rating</b>		15A-120V
NEMA		5-20P 5-20R
Description	Color	Cat. No.
3 ft. Cord Set, Molded, Straight Blade Plug and Connector, 12-3 SJTW Cord	Yellow	GFM20-3C
3 ft. Cord Set, Molded, Straight Blade, Plug and Connector, 12-3 SJTW Cord, one end features a 14W33 Wetguard® Plug, other end features a 15W33 Wetguard® Connector	Yellow	GFM20-3WC



GFM20-3C

## GFCI User Attachables

### Features and Benefits

- UL 943 Class A GFCI operation with open-neutral protection
- May be pre-wired to cable of any specified length up to 50 feet
- Accept — #18 thru #12 cord sizes Type SJ or ST
- Power indicator light goes off if GFCI trips, power is interrupted or GFCI is unplugged
- Backed by a limited 2-year warranty

16693



16694







Polycarbonate, ultrasonically welded body provides long service life and excellent resistance to harsh weather

Accepts 12 AWG to 18 AWG 3-wire flexible cord (SJ or ST Type)

Terminal chamber sealed with silicon and foam rubber gaskets for superior protection against moisture

### User Attachable Devices

Right Angle GFCI Plug  			
Rating	15A-120V	20A-120V	
NEMA	 5-15P	 5-20P	
Description	Color	Cat. No.	Cat. No.
Automatic Reset	Black	16693*	16793*
Manual Reset	Yellow	16694*	16794*

\*Please add -1 to the Cat. No. for bulk pack of 30



16693

## GFCI Panel Mount

### Features and Benefits

- Provides UL 943 Class A GFCI protection (5mA±1mA)
- A “Hi/Lo” voltage detection RED indicator lights when power supply swells or drops at approximately 160V RMS / 70V RMS (+/-10%)
- Rated 20A-120VAC for down-stream loads; units can be easily added to equipment panels
- Rugged UV/impact-resistant polycarbonate housing in high-visibility yellow, with moisture-resistant TEST and RESET buttons
- Rainproof outdoor rated GFCI module
- Automatically resets ON after power interruption
- Open-neutral protection ensures that the GFCI will trip automatically if there's a break in the neutral conductor feeding power to the GFCI
- Meets OSHA requirements for construction sites
- Backed by a limited 2-year warranty

### Panel Mount GFCI with Hi/Lo Voltage Detection

Rating	20A-120V	
Description	Color	Cat. No.
Panel Mount GFCI	Yellow	46596-Y



46596-Y

### SPOTLIGHT

#### Temporary Power

Leviton offers a comprehensive line of temporary power products for the commercial, industrial and entertainment market segments. See Section J, our Temporary Power Section, for our full temporary power offering, or visit us online at [www.leviton.com/tempower](http://www.leviton.com/tempower).







## Locking Devices

# F

NEMA Locking Devices.....	F-2
15 Amp Locking Devices.....	F-5
20 Amp Locking Devices.....	F-7
30 Amp Locking Devices.....	F-10
Non-NEMA Locking Devices.....	F-14
15 Amp Non-NEMA Locking Devices.....	F-14
20 Amp Non-NEMA Locking Devices.....	F-15
30 Amp Non-NEMA Locking Devices.....	F-16
50 Amp Non-NEMA Locking Devices.....	F-17
Plug & Connector Boots.....	F-20
Power Interrupting Devices.....	F-21
Wetguard® Watertight Locking Plugs, Connectors, Inlets, Outlets and Receptacles.....	F-22
Wetguard® FD Box System.....	F-27
Wetguard® Switch Cover, Plate and Replacement Covers.....	F-30
Dustguard®.....	F-31
Rhino-Hide® NEMA Wiring Devices.....	F-32
Midget Locking Devices.....	F-34
Combo Locking & Straight Blade Receptacles...	F-35
Integrated Devices.....	F-36



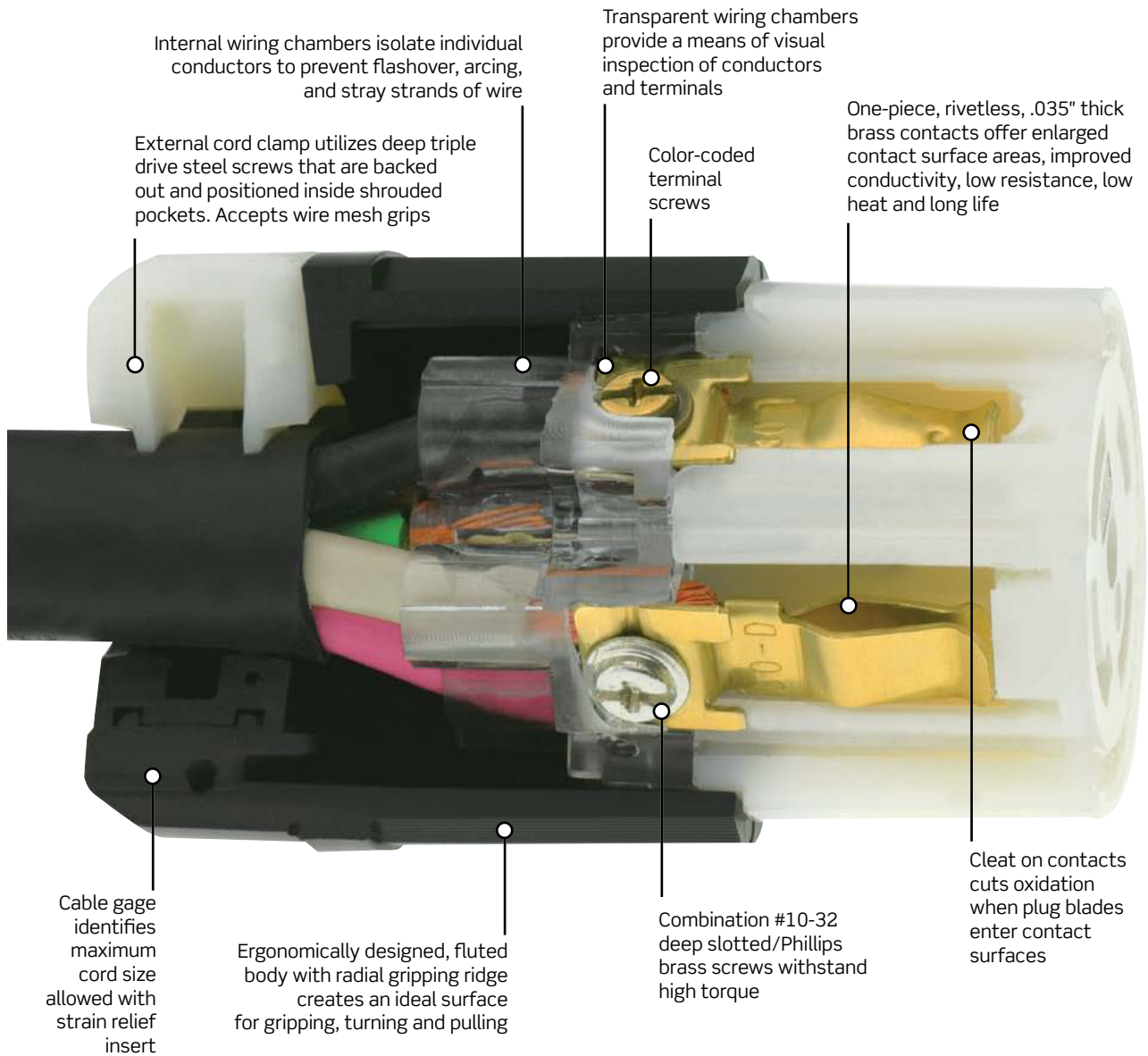


## NEMA Locking Devices


### Locking Devices for the Entire Spectrum of Industrial Applications

Leviton's industrial grade locking devices are built to provide unparalleled quality and superior performance in the most severe industrial settings. Leviton combines the best materials available with superior production standards to produce a broad selection of locking devices of unmatched flexibility and dependability.

#### Exposed Connector



## Exposed Plug



Shrouded pockets in cord clamp prevents slippage of screwdriver blade when tightening clamp screws.



Wire clamps move within individual chambers to provide positive clamp lock without cutting wire strands.



Captive terminal screws eliminate nuisance dropping and searching for missing screws.




Deep-funnelled, large wire wells guide conductors into termination position.

### Locking Flush Receptacles

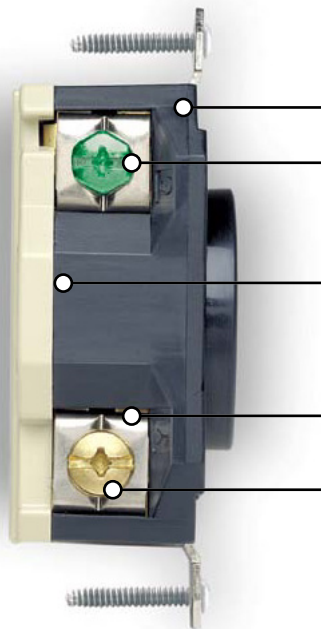
Engineered for maximum performance with a UL 94 V-0 flammability rating.

# V-O-MAX®

Sample Receptacles





- Extra thick .050" nickel-plated brass mounting strap
- Stamped-in agency certifications
- Molded-in amperage and voltage rating
- NEMA configuration
- Color-coded voltage rating
- Manufacturer
- Stability ribs
- Uni-body face
- Triple combination head mounting screws



- Molded-in terminal identification letters
- Triple combination mounting screws, multi-terminated design, accepts #8 to #14 solid or stranded conductors
- Seam between front cover and back cover is far from contact working area
- External nickel plated clamps accept #8 to #14 solid or stranded conductors for back and side wiring
- Oversized #10 brass Phillips/Robertson/straight slot drive terminal screw

*One-piece .040" thick brass, high-copper content contacts with nickel-plated clamp type terminals*

Contacts deeply seated in thick walled faced










Mechanically-secured all-brass ground path

# V-O-MAX®

FLUSH RECEPTACLES-UL V-0 RATING

Color-Coded Voltage Ratings

		
125V	250V	277VAC
		
125/250V	3ø250V	3ø480V
		
		600V

## 15A NEMA Locking Devices

### Industrial Grade Black & White® Locking Devices

#### Features and Benefits

##### Locking Plugs and Connectors

- Super tough nylon body resists damage from severe impact, abrasion and chemicals
- Ergonomic, fluted body design with radial grip ridge is ideal for gripping, turning and pulling
- Cord clamp does not have to be disassembled from body for wiring — accepts wire mesh connection strain reliefs
- One-piece, rivetless .035" thick brass connector contacts and solid brass plug blades provide maximum conductivity and long service life
- Power Indication™ 15A Locking Plugs & Connectors equipped with green neon bulb rated at 30,000 hours (24/7 for 3.5 years)
- Power Indication™ 20A and 30A Locking Plugs & Connectors equipped with green LED rated at 100,000 hours (24/7 for 10 years)

##### Flanged Inlets and Outlets

- Rugged nylon flange fits flush and won't crack in high abuse applications
- Individual deep-funneled chamfered wire wells guide each wire into rectangular chambers
- Wire clamps bundle stranded wire without cutting wire strands

##### Locking Flush Receptacles

- Rugged nylon body and cover for outstanding resistance to impacts and harsh chemicals
- Double-wipe phosphor-bronze power contacts

##### V-O-Max® Locking Flush Receptacles

- UL 94 V-0 flammability rating, the best rating of any material used in Industrial locking flush receptacles available today
- Extra-thick .050" nickel-plated brass mounting strap for high-abuse applications
- Designed for maximum durability: One-piece .040" brass, high copper-content contacts with nickel plated clamp-type terminals
- Color-coded voltage rating on face for easy identification

### 15A-125V

2-Pole, 2-Wire Non-Grounding		
Rating	15A-125V	
NEMA		
	L1-15P	L1-15R
Description	Cat. No.	Cat. No.
<b>Plugs and Connectors</b>	<b>Plug</b>	<b>Connector</b>
Black & White® Nylon Body	7545-C	7506-C
Flanged Outlet	—	7526-C
<b>Receptacles</b>		
Duplex Flush Receptacle	—	7540
Single Flush Receptacle	—	7535
Accessories		
Description	White	Black
Black & White® Plugs & Connector Cord Clamp Inserts	INS23-W	INS23-B



7545-C



INS23-W

# 15A NEMA Locking Devices

Black & White® | Industrial



Locking Devices

## Industrial Grade Black & White® Locking Devices

15A-125V, 250V and 277VAC

2-Pole, 3-Wire Grounding <sup>UL</sup> <sup>CS</sup>						
Rating	15A-125V		15A-250V		15A-277VAC	
NEMA						
	L5-15P	L5-15R	L6-15P	L6-15R	L7-15P	L7-15R
Description	Cat. No.	Cat. No.	Cat. No.	Cat. No.	Cat. No.	Cat. No.
<b>Plugs and Connectors</b>	<b>Plug</b>	<b>Connector</b>	<b>Plug</b>	<b>Connector</b>	<b>Plug</b>	<b>Connector</b>
Black & White® Nylon Body	4720-C	4729-C	4570-C	4579-C	4770-C	4779-C
All Black Nylon Body	4720-CB	4729-CB	—	4579-B	4770-B	4779-B
Yellow Nylon Body	4720-CY	4729-CY	4570-CY	4579-CY	4770-CY	4779-CY
Power Indication™	4720-PLC	4729-PLC	4570-PLC	4579-PLC	4770-PLC	4779-PLC
Black & White® Nylon Body						
Angle Locking Black & White® Nylon Body	4720-CA	—	4570-CA	—	4770-CA	—
<b>Inlets and Outlets</b>	<b>Inlet</b>	<b>Outlet</b>	<b>Inlet</b>	<b>Outlet</b>	<b>Inlet</b>	<b>Outlet</b>
Flanged Device	4716-C	4715-C	4586-C	4585-C	4786-C	4785-C
<b>Receptacles</b>						
Duplex Flush Receptacle, Self Grounding, Back and Side Wired	—	4700	—	4550	—	4750
Duplex Flush Receptacle, Isolated Ground, Back and Side Wired, 6" Green Ground Lead	—	4700-IG	—	4550-IG	—	4750-IG
Duplex Flush Receptacle w/2 Hot Feeds and 1 Neutral Return, Self Grounding, Back and Side Wired	—	4702-IIR	—	—	—	—
Duplex Flush Receptacle w/Split Feed — 2 Hot Feeds and 2 Neutral Returns, Self Grounding, Back and Side Wired	—	4703-IIR	—	—	—	—
Single Flush Receptacle	—	4710	—	4560	—	4760
Single Flush Receptacle, w/Short Strap	—	4710-SS	—	—	—	—
Single Flush Receptacle, Isolated Ground	—	4710-IG	—	4560-IG	—	4760-IG



4716-C



4560-IG



4700

### Wallplates and Covers

**302 Stainless Steel Single Receptacle**

1.41" Dia. Opening



84004-40

**302 Stainless Steel Duplex Receptacle**



84003-40

**Weatherproof Cover with Self Closing Lid for Flanged Inlets and Outlets\***

1.72" Dia. Opening, IP64, NEMA 3R — Includes Screws and Pre-assembled Gasket



WP1-G

WP1-EB

WP1-YL

\*For use with 15A Locking devices



#### Related Products

For more information on Weather-Resistant Boots for Locking Plugs and Connectors **see page F-20**. Find the right wallplate for any application. **See section S for Wallplates & Covers.**



## 20A NEMA Locking Devices

### Industrial Grade Black & White® Locking Devices

#### 20A-250V

2-Pole, 2-Wire Non-Grounding		
Rating	20A-250V	
NEMA	L2-20P	L2-20R
Description	Cat. No.	Cat. No.
<b>Plugs and Connectors</b>	<b>Plug</b>	<b>Connector</b>
Black & White® Nylon Body	7102-C	7101-C
Non-Polarized	7102-NP	—
<b>Receptacles</b>		
Single Flush Receptacle	—	7210-B



7102-C

#### 20A-125V, 250V and 277VAC

2-Pole, 3-Wire Grounding						
Rating	20A-125V		20A-250V		20A-277VAC	
NEMA	L5-20P	L5-20R	L6-20P	L6-20R	L7-20P	L7-20R
Description	Cat. No.	Cat. No.	Cat. No.	Cat. No.	Cat. No.	Cat. No.
<b>Plugs and Connectors</b>	<b>Plug</b>	<b>Connector</b>	<b>Plug</b>	<b>Connector</b>	<b>Plug</b>	<b>Connector</b>
Black & White® Nylon Body	2311	2313	2321	2323	2331	2333
All Black Nylon Body	2311-B	2313-B	—	2323-B	—	2333
Yellow Nylon Body	2311-CY	2313-CY	2321-CY	2323-CY	—	—
Power Indication™ Black & White® Nylon Body	2311-PLC	2313-PLC	2321-PLC	2323-PLC	2331-PLC	2333-PLC
Power Indication™ All Black Nylon Body	2311-PLB	2313-PLB	—	—	—	—
<b>Inlets and Outlets</b>	<b>Inlet</b>	<b>Outlet</b>	<b>Inlet</b>	<b>Outlet</b>	<b>Inlet</b>	<b>Outlet</b>
Flanged Device	2315	2316	2325	2326	2335	2336
<b>Receptacles</b>						
V-O-Max® Single Flush Receptacle	—	2310	—	2320	—	2330
V-O-Max® Single Flush Receptacle, Isolated Ground	—	2310-IG	—	2320-IG	—	2330-IG



2311



2313



2310



# 20A NEMA Locking Devices

Black & White® | Industrial



Locking Devices

## Industrial Grade Black & White® Locking Devices

### 20A-347VAC, 480VAC and 600VAC

2-Pole, 3-Wire Grounding						
Rating	20A-347VAC		20A-480VAC		20A-600VAC	
NEMA						
	L24-20P	L24-20R	L8-20P	L8-20R	L9-20P	L9-20R
Description	Cat. No.	Cat. No.	Cat. No.	Cat. No.	Cat. No.	Cat. No.
<b>Plugs and Connectors</b>	<b>Plug</b>	<b>Connector</b>	<b>Plug</b>	<b>Connector</b>	<b>Plug</b>	<b>Connector</b>
Black & White® Nylon Body	3721	3723	2341	2343	2351	2353
<b>Inlets and Outlets</b>	<b>Inlet</b>	<b>Outlet</b>	<b>Inlet</b>	<b>Outlet</b>	<b>Inlet</b>	<b>Outlet</b>
Flanged Device	—	3756	2345	2346	2355	2356
<b>Receptacles</b>						
V-O-Max® Single Flush Receptacle	—	3720	—	2340	—	2350
V-O-Max® Single Flush Receptacle, Isolated Ground	—	—	—	—	—	2350-IG



2341



2411

### 20A-125/250V, 3Ø 250V and 3Ø 480V

3-Pole, 3-Wire Non-Grounding						
Rating	20A-125/250V		20A-3Ø 250V		20A-3Ø 480V	
NEMA						
	L10-20P	L10-20R	L11-20P	L11-20R	L12-20P	L12-20R
Description	Cat. No.	Cat. No.	Cat. No.	Cat. No.	Cat. No.	Cat. No.
<b>Plugs and Connectors</b>	<b>Plug</b>	<b>Connector</b>	<b>Plug</b>	<b>Connector</b>	<b>Plug</b>	<b>Connector</b>
Black & White® Nylon Body	2361	2363	2371	2373	2381	2383
<b>Inlets and Outlets</b>	<b>Inlet</b>	<b>Outlet</b>	<b>Inlet</b>	<b>Outlet</b>	<b>Inlet</b>	<b>Outlet</b>
Flanged Device	2365	2366	2375	2376	2385	2386
<b>Receptacles</b>						
V-O-Max® Single Flush Receptacle	—	2360	—	2370	—	2380



2413

### 20A-125/250V, 3Ø 250V and 3Ø 480V

3-Pole, 4-Wire Grounding						
Rating	20A-125/250V		20A-3Ø 250V		20A-3Ø 480V	
NEMA						
	L14-20P	L14-20R	L15-20P	L15-20R	L16-20P	L16-20R
Description	Cat. No.	Cat. No.	Cat. No.	Cat. No.	Cat. No.	Cat. No.
<b>Plugs and Connectors</b>	<b>Plug</b>	<b>Connector</b>	<b>Plug</b>	<b>Connector</b>	<b>Plug</b>	<b>Connector</b>
Black & White® Nylon Body	2411	2413	2421	2423	2431	2433
<b>Inlets and Outlets</b>	<b>Inlet</b>	<b>Outlet</b>	<b>Inlet</b>	<b>Outlet</b>	<b>Inlet</b>	<b>Outlet</b>
Flanged Device	2415	2416	2425	2426	2435	2436
<b>Receptacles</b>						
V-O-Max® Single Flush Receptacle	—	2410	—	2420	—	2430
V-O-Max® Single Flush Receptacle, Isolated Ground	—	2410-IG	—	2420-IG	—	—











2433



2416

## 20A-3ØY 120/208V, 3ØY 277/480V and 3ØY 347/600V

4-Pole, 4-Wire Non-Grounding  						
Rating	20A-3ØY 120/208V		20A-3ØY 277/480V		20A-3ØY 347/600V	
NEMA						
	L18-20P	L18-20R	L19-20P	L19-20R	L20-20P	L20-20R
Description	Cat. No.	Cat. No.	Cat. No.	Cat. No.	Cat. No.	Cat. No.
<b>Plugs and Connectors</b> Black & White® Nylon Body	<b>Plug</b> 2441	<b>Connector</b> 2443	<b>Plug</b> 2451	<b>Connector</b> 2453	<b>Plug</b> 2461	<b>Connector</b> 2463
<b>Inlets and Outlets</b> Flanged Device	<b>Inlet</b> 2445	<b>Outlet</b> 2446	<b>Inlet</b> 2455	<b>Outlet</b> 2456	<b>Inlet</b> 2465	<b>Outlet</b> 2466
<b>Receptacles</b> V-O-Max® Single Flush Receptacle	—	2440	—	2450	—	2460



2451











2453



2516

## 20A-3Ø 120/208V, 3Ø 277/480V and 3Ø 347/600V

4-Pole, 5-Wire Grounding  						
Rating	20A-3Ø 120/208V		20A-3Ø 277/480V		20A-3Ø 347/600V	
NEMA						
	L21-20P	L21-20R	L22-20P	L22-20R	L23-20P	L23-20R
Description	Cat. No.	Cat. No.	Cat. No.	Cat. No.	Cat. No.	Cat. No.
<b>Plugs and Connectors</b> Black & White® Nylon Body	<b>Plug</b> 2511	<b>Connector</b> 2513	<b>Plug</b> 2521	<b>Connector</b> 2523	<b>Plug</b> 2531	<b>Connector</b> 2533
<b>Inlets and Outlets</b> Flanged Device	<b>Inlet</b> 2515	<b>Outlet</b> 2516	<b>Inlet</b> 2525	<b>Outlet</b> 2526	<b>Inlet</b> 2545	<b>Outlet</b> 2546
<b>Receptacles</b> V-O-Max® Single Flush Receptacle	—	2510	—	2520	—	2530
V-O-Max® Single Flush Receptacle, Isolated Ground	—	2510-IG	—	2520-IG	—	2530-IG

For NEMA L24-20 see page F-8

## Wallplates and Covers

302 Stainless Steel Single Receptacle	Weatherproof Cover with Self Closing Lid*	Weatherproof Cover with Self Closing Lid*	Weather-Resistant Thermoplastic Cover***
1.60" Dia. Opening	2.25" Dia. Opening	1.60" Dia. Opening	1.60" Dia. Opening Self-Closing Lid
			
84020-40	**WP2-G (Gray) **WP2-EB (Black) **WP2-YL (Yellow)	***7420-G (Gray) ***7420-EB (Black) ***7420-YL (Yellow)	4980-GY (Gray)

\*IP64 and NEMA 3R Rated.

Includes Pre-assembled Gasket and Screws.

\*\*For use with 20 and 30A 3, 4 and 5 Wire Locking Flanged Inlets and Outlets.

\*\*\*For use with 20A and 30A Single-Locking Receptacles



### Related Products

For more information on Weather-Resistant Boots for Locking Plugs and Connectors see page F-20. Find the right wallplate for any application. See section S for Wallplates & Covers.

# 30A NEMA Locking Devices

Black & White® | Industrial



## 30A NEMA Locking Devices

### Industrial Grade Black & White® Locking Devices

#### 30A-125V, 250V and 277VAC

2-Pole, 3-Wire Grounding  						
Rating	30A-125V		30A-250V		30A-277VAC	
NEMA						
	L5-30P	L5-30R	L6-30P	L6-30R	L7-30P	L7-30R
Description	Cat. No.	Cat. No.	Cat. No.	Cat. No.	Cat. No.	Cat. No.
Plugs and Connectors	Plug	Connector	Plug	Connector	Plug	Connector
Black & White® Nylon Body	2611	2613	2621	C2623	2631	2633
All Black Nylon Body	2611-B	2613-B	2621-B	C2623-B	—	—
Yellow Nylon Body	2611-CY	2613-CY	2621-CY	C2623-CY	—	—
Power Indication™ Black & White® Nylon Body	2611-PLC	2613-PLC	2621-PLC	C2623-PLC	2631-PLC	2633-PLC
Power Indication™ All Black Nylon Body	2611-PLB	2613-PLB	—	—	—	—
Inlets and Outlets	Inlet	Outlet	Inlet	Outlet	Inlet	Outlet
Flanged Device	2615	2616	2625F	2626F	2635	2636
Receptacles						
V-O-Max® Single Flush Receptacle	—	2610	—	2620	—	2630
V-O-Max® Single Flush Receptacle, Isolated Ground	—	2610-IG	—	2620-IG	—	2630-IG



2620



2621-B









2625F



2650

#### 30A-480VAC and 600VAC

2-Pole, 3-Wire Grounding  				
Rating	30A-480VAC		30A-600VAC	
NEMA				
	L8-30P	L8-30R	L9-30P	L9-30R
Description	Cat. No.	Cat. No.	Cat. No.	Cat. No.
Plugs and Connectors	Plug	Connector	Plug	Connector
Black & White Nylon Body	2641	2643	C2651	C2653
Inlets and Outlets	Inlet	Outlet	Inlet	Outlet
Flanged Device	2645	2646	2655	2656
Receptacles				
V-O-MAX® Single Flush Receptacle	—	2640	—	2650

## 30A-125/250V and 3Ø 250V

3-Pole, 3-Wire Non-Grounding				
Rating	30A-125/250V		30A-3Ø 250V	
NEMA	L10-30P	L10-30R	L11-30P	L11-30R
Description	Cat. No.	Cat. No.	Cat. No.	Cat. No.
<b>Plugs and Connectors</b>	<b>Plug</b>	<b>Connector</b>	<b>Plug</b>	<b>Connector</b>
Black & White® Nylon Body	2661	2663	2671	2673
<b>Inlets and Outlets</b>	<b>Inlet</b>	<b>Outlet</b>	<b>Inlet</b>	<b>Outlet</b>
Flanged Device	2665	2666	2675	2676
<b>Receptacles</b>				
V-O-Max® Single	—	2660	—	2670
Flush Receptacle				



2671



2676

## 30A-3Ø 480VAC and 3Ø 600VAC

3-Pole, 3-Wire Non-Grounding				
Rating	30A-3Ø 480VAC		30A-3Ø 600VAC	
NEMA	L12-30P	L12-30R	L13-30P	L13-30R
Description	Cat. No.	Cat. No.	Cat. No.	Cat. No.
<b>Plugs and Connectors</b>	<b>Plug</b>	<b>Connector</b>	<b>Plug</b>	<b>Connector</b>
Black & White® Nylon Body	2681	2683	2691	2693
<b>Inlets and Outlets</b>	<b>Inlet</b>	<b>Outlet</b>	<b>Inlet</b>	<b>Outlet</b>
Flanged Device	2685	2686	2695	2696
<b>Receptacles</b>				
V-O-Max® Single Flush Receptacle	—	2680	—	2690

### SPOTLIGHT Industrial Devices

Our industrial wiring devices are constructed for the most extreme environments, designed to ensure safe and reliable electrical performance that will decrease downtime and provide protection from harsh conditions while keeping safety top of mind. For more information visit [www.leviton.com/industrial](http://www.leviton.com/industrial).



# 30A NEMA Locking Devices







Black & White® | Industrial



F Locking Devices

## Industrial Grade Black & White® Locking Blade Devices

### 30A-125/250V and 3Ø 250V

3-Pole, 4-Wire Grounding  				
Rating	30A-125/250V		30A-3Ø 250V	
NEMA				
	L14-30P	L14-30R	L15-30P	L15-30R
Description	Cat. No.	Cat. No.	Cat. No.	Cat. No.
Plugs and Connectors	Plug	Connector	Plug	Connector
Black & White® Nylon Body	2711	2713	2721	2723
All Black	2711-B	2713-B	2721-B	2723-B
Yellow Nylon Body	—	2713-CY	—	—
Inlets and Outlets	Inlet	Outlet	Inlet	Outlet
Flanged Device	2715	2716	2725	2726
Receptacles				
V-O-Max® Single Flush Receptacle	—	2710	—	2720
V-O-Max® Single Flush Receptacle, Isolated Ground	—	2710-IG	—	2720-IG
All Black Flush Mount Locking Receptacle	—	2710-B	—	—









2711



2710

### 30A-3Ø 480VAC and 3Ø 600VAC

3-Pole, 4-Wire Grounding  				
Rating	30A-3Ø 480VAC		30A-3Ø 600VAC	
NEMA				
	L16-30P	L16-30R	L17-30P	L17-30R
Description	Cat. No.	Cat. No.	Cat. No.	Cat. No.
Plugs and Connectors	Plug	Connector	Plug	Connector
Black & White® Nylon Body	2731	2733	2741	2743
All Black	2731-B	2733-B	—	—
Inlets and Outlets	Inlet	Outlet	Inlet	Outlet
Flanged Device	2735	2736	2745	2746
Receptacles				
V-O-Max® Single Flush Receptacle	—	2730	—	2740
V-O-Max® Single Flush Receptacle, Isolated Ground	—	2730-IG	—	2740-IG
All Black Flush Mount Locking Receptacle	—	2730-B	—	—



2733



2736

## 30A-3ØY 120/208V, 3ØY 277/480V and 3ØY 347/600V

4-Pole, 4-Wire Non-Grounding						
Rating	30A-3ØY 120/208V		30A-3ØY 277/480V		30A-3ØY 347/600V	
NEMA	L18-30P	L18-30R	L19-30P	L19-30R	L20-30P	L20-30R
Description	Cat. No.	Cat. No.	Cat. No.	Cat. No.	Cat. No.	Cat. No.
<b>Plugs and Connectors</b> Black & White® Nylon Body	<b>Plug</b> 2751	<b>Connector</b> 2753	<b>Plug</b> 2761	<b>Connector</b> 2763	<b>Plug</b> 2771	<b>Connector</b> 2773
<b>Inlets and Outlets</b> Flanged Device	<b>Inlet</b> 2755	<b>Outlet</b> 2756	<b>Inlet</b> 2765	<b>Outlet</b> 2766	<b>Inlet</b> 2775	<b>Outlet</b> 2776
<b>Receptacles</b> V-O-Max® Single Flush Receptacle	—	2750	—	2760	—	2770



2813



2810

## 30A-3ØY 120/208V, 3ØY 277/480V and 3ØY 347/600V

4-Pole, 5-Wire Grounding						
Rating	30A-3ØY 120/208V		30A-3ØY 277/480V		30A-3ØY 347/600V	
NEMA	L21-30P	L21-30R	L22-30P	L22-30R	L23-30P	L23-30R
Description	Cat. No.	Cat. No.	Cat. No.	Cat. No.	Cat. No.	Cat. No.
<b>Plugs and Connectors</b> Black & White® Nylon Body	<b>Plug</b> 2811	<b>Connector</b> 2813	<b>Plug</b> 2821	<b>Connector</b> 2823	<b>Plug</b> 2831	<b>Connector</b> 2833
<b>Inlets and Outlets</b> Flanged Device	<b>Inlet</b> 2815	<b>Outlet</b> 2816	<b>Inlet</b> 2825	<b>Outlet</b> 2826	<b>Inlet</b> 2835	<b>Outlet</b> 2836
<b>Receptacles</b> V-O-Max® Single Flush Receptacle	—	2810	—	2820	—	2830
V-O-Max® Single Flush Receptacle, Isolated Ground	—	2810-IG	—	2820-IG	—	—

## Wallplates and Covers

302 Stainless Steel Single Receptacle	Weatherproof Cover with Self Closing Lid*	Weatherproof Cover with Self Closing Lid*	Weather-Resistant Thermoplastic Cover***
1.60" Dia. Opening	2.25" Dia. Opening	1.60" Dia. Opening	1.60" Dia. Opening Self-Closing Lid
84020-40	**WP2-G (Gray) **WP2-EB (Black) **WP2-YL (Yellow)	***7420-G (Gray) ***7420-EB (Black) ***7420-YL (Yellow)	4980-GY (Gray)

\*IP64 and NEMA 3R Rated.

Includes Pre-assembled Gasket and Screws.

\*\*For use with 20 and 30A 3, 4 and 5 Wire Locking Flanged Inlets and Outlets.

\*\*\*For use with 20A and 30A Single-Locking Receptacles



### Related Products

For more information on Weather-Resistant Boots for Locking Plugs and Connectors see page F-20. Find the right wallplate for any application. See section S for Wallplates & Covers.



## Non-NEMA Locking Devices

### Industrial Grade Black & White® Locking Devices

#### Features and Benefits

##### Locking Plugs and Connectors

- Super tough nylon body resists damage from severe impact, abrasion and chemicals
- Ergonomic, fluted body design with radial grip ridge is ideal for gripping, turning and pulling
- Cord clamp does not have to be disassembled from body for wiring — accepts all wire mesh connection strain reliefs
- One-piece, rivetless .035" thick brass connector contacts and solid brass plug blades provide maximum conductivity and long service life
- Power Indication™ 15A Locking Plugs & Connectors equipped with green neon bulb rated at 30,000 hours (24/7) for 3.5 years
- 50A devices, nylon housing provides excellent impact and chemical resistance

##### Flanged Inlets and Outlets

- Rugged nylon flange fits flush and won't crack in high abuse applications
- Individual deep-funneled chamfered wire wells guide each wire into rectangular chambers
- Wire clamps provide positive crimp lock without cutting wire strands
- 50A devices designed in a steel flanged cup for high abuse applications

##### Locking Flush Receptacles

- Rugged nylon body and cover for outstanding resistance to impact and harsh chemicals
- Double-wipe phosphor-bronze power contacts
- 50A devices have a metal shroud and nylon construction

## 15A Non-NEMA Locking Devices

### Non-NEMA 15A-125V/10A-250V

#### 3-Pole, 3-Wire Non-Grounding

Rating	15A-125V/10A-250V	
Non-NEMA		
Description	Cat. No.	Cat. No.
Locking Plug	7567-C	—
Locking Connector	—	7565-C
Locking Flanged Inlet	7556*	—
Locking Flanged Outlet	—	7557
Single Flush Receptacle	—	7582*



7567-C

\*Add (-G) for grounding devices.  
 Non-NEMA grounding devices are no longer UL Listed — for replacement use only.  
 Note: Cord Clamp Range: .240"-.700" #18-#10 AWG



#### Related Products

For more information on Weather-Resistant Boots for Locking Plugs and Connectors **see page F-20**. Find the right wallplate for any application. **See section S for Wallplates & Covers.**

## 20A Non-NEMA Locking Devices

### Industrial Grade Black & White® Locking Devices

#### Non-NEMA 20A-125/250V

3-Pole, 3-Wire Non-Grounding			
Rating		20A-125/250V	
Non-NEMA			
Description	Cat. No.	Cat. No.	
Locking Plug	9965-C*	—	
Locking Connector	—	7314-C*	
Locking Flanged Inlet	3325-C*	—	
Locking Flanged Outlet	—	3326-C	
Single Flush Receptacle, Black	—	7310-B*	

\*Add (-G) for grounding devices



3525-C



9965-C



7411

#### Non-NEMA 20A-3ØY 120/208V

4-Pole, 4-Wire Non-Grounding			
Rating		20A-3ØY 120/208V	
Non-NEMA			
Description	Cat. No.	Cat. No.	
Locking Plug	7411-C*	—	
Locking Connector	—	7413-C*	
Locking Flanged Inlet	7408-C*	—	
Locking Flanged Outlet	—	7409-C*	
Single Flush Receptacle, Black	—	7410-B*	

\*Add (-G) for grounding devices

#### Non-NEMA 20A-125VAC/DC/10A-600VAC

4-Pole, 5-Wire Grounding			
Rating		20A-125VAC/DC/10A-600VAC	
Non-NEMA			
Description	Cat. No.	Cat. No.	
Locking Plug, Black & White® Nylon Body	3521-C	—	
Locking Connector, Black & White® Nylon Body	—	3523-C	
Locking Flanged Inlet	3524-C	—	
Locking Flanged Outlet	—	3525-C	
Single Flush Receptacle	—	3520	

### Wallplates and Covers

302 Stainless Steel Single Receptacle	Weatherproof Cover with Self Closing Lid*	Weatherproof Cover with Self Closing Lid*	Weather-Resistant Thermoplastic Cover***
1.60" Dia. Opening	2.25" Dia. Opening	1.60" Dia. Opening	1.60" Dia. Opening Self-Closing Lid
84020-40	**WP2-G (Gray) **WP2-EB (Black) **WP2-YL (Yellow)	***7420-G (Gray) ***7420-EB (Black) ***7420-YL (Yellow)	4980-GY (Gray)

\*IP64 and NEMA 3R Rated.

Includes Pre-assembled Gasket and Screws.

\*\*For use with 20 and 30A 3, 4 and 5 Wire Locking Flanged Inlets and Outlets.

\*\*\*For use with 20A and 30A Single-Locking Receptacles

## 30A Non-NEMA Locking Devices Industrial Grade Black & White® Locking Devices

### Non-NEMA 30A-125/250V

3-Pole, 3-Wire Non-Grounding		
Rating	30A-125/250V	
Non-NEMA		
Description	Cat. No.	Cat. No.
Locking Plug	3331-C*	—
Locking Connector	—	3333*
Locking Flanged Inlet	3334-C	—
Locking Flanged Outlet	—	3335-C
Single Flush Receptacle	—	3330*

\*Add (-G) for grounding devices



3330



3333



3431-C



3431-C

### Non-NEMA 30A-3ØY 120/208V

4-Pole, 4-Wire Non-Grounding		
Rating	30A-3ØY 120/208V	
Non-NEMA		
Description	Cat. No.	Cat. No.
Locking Plug	3431-C*	—
Locking Connector	—	3433-C*
Locking Flanged Inlet	3434-C	—
Locking Flanged Outlet	—	3435-C
Single Flush Receptacle	—	3430*

\*Add (-G) for grounding devices

### SPOTLIGHT Industrial Devices

For over 107 years, Leviton has been helping businesses power their equipment safely, reliably, and efficiently. The Leviton line of rugged industrial electrical products comprises devices rated up to 1100A at 1000V, and includes devices with watertight and dust-tight ratings. For more information on Industrial devices visit us online at [www.leviton.com/industrial](http://www.leviton.com/industrial).



## 50A Non-NEMA Locking Devices

### Industrial Grade Black & White® Locking Devices

#### Non-NEMA 50A-250VDC/600VAC

2-Pole, 3-Wire Grounding			
Rating	50A-250VDC/600VAC		
Non-NEMA			
Description	Cat. No.	Cat. No.	
Locking Plug	3763C	—	
Locking Connector	—	3762C	
Locking Flanged Inlet	3777	—	
Single Locking Receptacle	—	3771	



3763C

3-Pole, 4-Wire Grounding				
Rating	50A-250VDC/600VAC		50A-250VDC/600VAC	
Non-NEMA				
Description	Cat. No.	Cat. No.	Cat. No.	Cat. No.
Locking Plug	7765C*	—	3765C	—
Locking Connector	—	7764C*	—	3764C
Locking Flanged Inlet	7958*	—	3775	—
Single Locking Receptacle	—	7379*	—	3769



3765C

\*For replacement use in existing installation only

### Wallplates and Covers

#### Weatherproof Cover with Self Closing Lid for 50A Receptacles

IP64 and NEMA 3R Rated—Includes Gasket and Screws

<p>7788-CR Yellow Lexan®</p>	<p>7770 Gray Metal</p>	<p>WP3-G (Gray) WP3-EB (Black) WP3-YL (Yellow)</p>	<p>WP4-G (Gray) WP4-EB (Black) WP4-YL (Yellow)</p>
------------------------------	------------------------	--	--



#### Related Products

For more information on Weather-Resistant Boots for Locking Plugs and Connectors **see page F-20**. Find the right wallplate for any application. **See section S for Wallplates & Covers.**

## Black & White® California Style CS Locking Devices

### Features and Benefits

#### 50A CS Locking Plugs and Connectors, Receptacles and Flanged Inlets

- Nylon housing for excellent impact resistance and secure gripping
- Color-coded wire entrance holes for simple, easy wiring
- Clamp-type wire terminals

### Non-NEMA 50A-125V, 250V and 480V

#### 2-Pole, 3-Wire Grounding

Rating	50A-125V		50A-250V		50A-480V	
Non-NEMA						
Description	Cat. No.	Cat. No.	Cat. No.	Cat. No.	Cat. No.	Cat. No.
Locking Plug	CS6361C	—	CS8265C	—	CS8465C	—
Locking Connector	—	CS6360C	—	CS8264C	—	CS8464C
Locking Flanged Inlet	CS6377	—	CS8275	—	CS8475	—
Single Locking Receptacle	—	CS6370	—	CS8269	—	CS8469



CS6365C



CS6364C



CS8375

### Non-NEMA 50A-125/250V, 3Ø 250V and 3Ø 480V

#### 2-Pole, 3-Wire Grounding

Rating	50A-125/250V		50A-3Ø 250V		50A-3Ø 480V	
Non-NEMA						
Description	Cat. No.	Cat. No.	Cat. No.	Cat. No.	Cat. No.	Cat. No.
Locking Plug	CS6365C	—	CS8365C	—	CS8165C	—
Locking Connector	—	CS6364C	—	CS8364C	—	CS8164C
Locking Flanged Inlet	CS6375	—	CS8375	—	CS8175	—
Single Locking Receptacle	—	CS6369	—	CS8369	—	CS8169

## Wallplates and Covers

### Weatherproof Cover with Self Closing Lid for 50A Receptacles

IP64 and NEMA 3R Rated—Includes Gasket and Screws



7788-CR Yellow Lexan®



7770 Gray Metal



WP3-G (Gray)  
WP3-EB (Black)  
WP3-YL (Yellow)







WP4-G (Gray)  
WP4-EB (Black)  
WP4-YL (Yellow)

## 50A Corrosion Resistant Devices

### Features and Benefits

- Stainless steel shrouds on receptacles and plugs for corrosion resistance
- Stainless steel receptacle mounting screws





### Non-NEMA 50A-125V

2-Pole, 3-Wire Grounding  		
Rating	50A-125V	
Non-NEMA		
	SS1	SS1
Description	Cat. No.	Cat. No.
Yellow Nylon Body and Cord Clamp	6361CR	6360CR
Locking Flanged Inlet	6377CR	—
Single Flush Receptacle	—	6370CR



6370CR  
(Front and Back)

### Non-NEMA 50A-125/250V

3-Pole, 4-Wire Grounding  		
Rating	50A-125/250V	
Non-NEMA		
	SS2	SS2
Description	Cat. No.	Cat. No.
Yellow Nylon Body and Cord Clamp	6365CR	6364CR
Locking Flanged Inlet	6375CR	—
Single Flush Receptacle	—	6369CR

Note: Cord Clamp Range: .650"-1.125" #10-#4 AWG



6377CR



6361CR

### Wallplates and Covers

#### Weatherproof Cover with Self Closing Lid for 50A Receptacles

IP64 and NEMA 3R Rated—Includes Gasket and Screws



7788-CR Yellow Lexan®



7770 Gray Metal



WP3-G (Gray)  
WP3-EB (Black)  
WP3-YL (Yellow)



WP4-G (Gray)  
WP4-EB (Black)  
WP4-YL (Yellow)



#### Related Products

For more information on Weather-Resistant Boots for Locking Plugs and Connectors **see page F-20**. Find the right wallplate for any application. **See section S for Wallplates & Covers.**



## Locking Plug and Connector Boots

### Thermoplastic Elastomer Construction

#### Features and Benefits

- Features triple seal action to protect locking plugs and connectors against dirt and moisture in harsh applications
- Plug and connector boots available in black and high-visibility yellow
- Fluted surface and grip-ring design provide a non-slip grip even in wet conditions
- Backed by a limited lifetime warranty

#### Boots for all 15A Industrial Locking Plugs and Connectors

Description	Cat. No.
Plug Boot, Black	6017-L
Plug Boot, High-Visibility Yellow	6017-LY
Connector Boot, Black	6018-L
Connector Boot, High-Visibility Yellow	6018-LY



6017-LY

#### Boots for 3-Wire 20A & 30A Industrial Locking Plugs and Connectors

Description	Cat. No.
3-Wire Plug Boot, Black	6031
3-Wire Plug Boot, High-Visibility Yellow	6031-Y
3-Wire Connector Boot, Black	6032
3-Wire Connector Boot, High-Visibility Yellow	6032-Y



6032



6033

#### Boots for 4 and 5-Wire 20A & 30A Industrial Locking Plugs and Connectors

Description	Cat. No.
4- & 5-Wire Plug Boot, Black	6033
4- & 5-Wire Plug Boot, High-Visibility Yellow	6033-Y
4- & 5-Wire Connector Boot, Black	6034
4- & 5-Wire Connector Boot, High-Visibility Yellow	6034-Y



6034

#### Boots and Covers for 50A Devices

Description	Cat. No.
Plug Boot, Black, IP55 Rated	7715-CR
Plug Boot, High-Visibility Yellow, IP55 Rated	7715-CRY
Connector Boot, Black, IP55 Rated	7717-CR
Connector Boot, High-Visibility Yellow, IP55 Rated	7717-CRY
Weather-Resistant Receptacle w/Flip Lid Cover, IP64 Rated, Yellow Lexan®	7788-CR
Cast Aluminum Gray Receptacle w/Flip Lid Cover, IP64 Rated	7770
Weatherproof Cover with Self Closing Lid, IP64 and NEMA 3R Rated, Panel Mount	WP3-G
	WP3-EB
	WP3-YL
Weatherproof Cover with Self Closing Lid, IP64 and NEMA 3R Rated, Device Mount	WP4-G
	WP4-EB
	WP4-YL







7715CR



7717CR

## Locking Power Interrupting Devices

### Non-NEMA 20A-125V

2-Pole, 3-Wire Grounding  		
Rating	20A-125V	
Non-NEMA		
Description	Cat. No.	Cat. No.
Locking Plug HOSPITAL USE ONLY	23004-LHG*	—
Single Flush Receptacle with Thermoset Body	—	23000-LHG
Locking Plug	23034-LA	—
Single Flush Receptacle	—	23030-L

\*UL and CSA listed.  
UL for "Hospital Use Only" applications in non-hazardous locations







23000-LHG



21415-LB

### Non-NEMA 30A-600VAC/20A-250VDC

3-Pole, 4-Wire Grounding  		
Rating	30A-600VAC/20A-250VDC	
Non-NEMA		
Description	Cat. No.	Cat. No.
Locking Plug	21415-LB	—
Locking Connector	—	21414-LB
Single Flush Receptacle	—	20403-L

## wetguard® Watertight Devices

Leviton's Wetguard® Products are the Most Versatile and Well-Engineered Watertight Wiring Devices on the Market.

A complete collection of watertight devices for demanding industrial environments including connectors, inlets, outlets, covers and rugged FD boxes that allows mounting of single-gang devices in multi-gang configurations.

### Watertight Electrical Connections

Wetguard® devices are designed for industrial applications where electrical connections are exposed to wet, dirty or dusty locations, both indoors and outside. They are UL and CSA listed and meet NEMA Type 4, 4X and 12 standards and are rated IP66 and IP67 to IEC Standards. A patented multi-point system forms an impenetrable barrier against dirt and moisture providing the security you need in your electrical connections.

### Corrosion-Resistant

Wetguard® devices feature corrosion-resistant electroless nickel-coated brass blades, contacts, terminal screws and wiring clamps, and stainless steel assembly screws — making them ideal for use in wet and corrosive environments.

### Withstands Abuse in Harsh Environments

Wetguard® devices are resistant to water, acids, alkalis, and many automotive and industrial lubricants and solvents. The plug and connector husk is molded to a bondable nylon body, providing a device that withstands physical abuse as well. In addition, the patented compression nut strain relief system ensures the integrity of the electrical connection and watertight seal.

### Wetguard® Group



## Wetguard® Watertight Locking Plugs, Connectors, Inlets, Outlets and Receptacles

### Features and Benefits

- Corrosion-resistant electroless nickel-coated brass blades, contacts, terminal screws and wiring clamps, and stainless steel assembly screws make these devices ideal for use in wet and corrosive environments
- EPTR rubber part provides outstanding resistance to wet and damp environments, extreme temperature variations, water, acids, alkalis, grease, oils and many automotive and industrial lubricants and solvents
- Plug and connector husk is molded to a bondable nylon body, providing a device that withstands physical abuse
- Interlocking “tongue and groove” construction seals out water, moisture and dirt when plugs are mated with connectors
- Multi-point sealing system utilizes nut, strain relief washer and rubber bushing to form a watertight cord grip seal
- Non-magnetic stainless steel fast-threading assembly screws won't interfere with sensitive equipment
- Connector “hood” closure cap seals device when not in use
- Most devices also available in black. Check for availability
- Devices are UL and CSA listed and have enclosure ratings of NEMA 4, 4X, 12 and IEC IP66, IP67 when mated or with cover closed
- Backed by a lifetime warranty

### Wetguard® Locking Plugs, Connectors, Inlets, Outlets and Receptacles

15A Wetguard® Locking Devices					
Rating		15A-125V	15A-125V	15A-250V	15A-277V
Configuration		2P 2W	2P 3W	2P 3W	2P 3W
NEMA					
		L1-15	L5-15	L6-15	L7-15
Description	Color	Cat. No.	Cat. No.	Cat. No.	Cat. No.
Plug	Yellow	24W04	24W47*	24W49	24W34
Plug Cap		14W*	14W*	14W*	14W*
Connector		25W04	25W47*	25W49	25W34
Connector Cap		50W50*	50W50*	50W50*	50W50*
Single Outlet		95W04-S	95W47-S	95W49-S	95W34-S
Duplex Outlet		85W04-D	85W47-D	85W49-D	85W34-D
Single Inlet		64W04	64W47	64W49	64W34
Connector for Single Inlet		74W04-C	74W47-C	74W49-C	74W34-C
Single Receptacle		—	47CM-10	45CM-60	47CM-60
Receptacle Cover w/Gasket		—	60W03*	60W03*	60W03*
Replacement Interior for Locking Plug	—	—	24W47-IN	—	—
Replacement Interior for Locking Connector	—	—	25W47-IN	—	—



24W04



50W50

NEMA configuration diagrams represent plug blade configuration.  
 \*Available in black. To order, add “-B” suffix to catalog number

Continued on next page

### SPOTLIGHT

#### What makes Wetguard® exceptional?

Our complete collection of Wetguard watertight wiring devices consists of plugs, connectors, inlets, outlets and FD boxes for use in demanding industrial locations. These devices are engineered to withstand abuse in indoor and outdoor wet and corrosive environments. For more information visit [www.leviton.com/wetguard](http://www.leviton.com/wetguard).



# Wetguard® Watertight Devices



15/10A and 20A | Plugs, Connectors, Inlets, Outlets & Receptacles | **Industrial**



Continued from previous page

## Wetguard® Locking Plugs, Connectors, Inlets, Outlets and Receptacles

F Locking Devices







15/10A and 20A Wetguard® Locking Devices			
Rating	15A-125V 10A-250V		15A-125V
Configuration	3P 2W		2P 3W
NEMA	 Non-NEMA		 L5-15
Description	Color	Cat. No.	Cat. No.
Plug	Yellow	24W07	26W07
Plug Cap		14W*	14W*
Connector		25W07	27W07
Connector Cap		50W50*	50W50*
Single Outlet		95W07-S	97W07-S
Duplex Outlet		85W07-D	87W07-D
Single Inlet		64W07	66W07
Connector for Single Inlet		74W07-C	76W07-C
Single Receptacle		—	—
Receptacle Cover w/Gasket		—	—



24W07



85W07-D

20A and 20/10A Wetguard® Locking Devices							
Rating	20A-125V	20A-250V	20A-277V	20A-347V	20A-125/250V	20A-250V 10A-600V	
Configuration	2P 3W	2P 3W	2P 3W	2P 3W	3P 3W	3P 3W	
NEMA	 L5-20	 L6-20	 L7-20	 L24-20	 Non-NEMA	 Non-NEMA	
Description	Color	Cat. No.	Cat. No.	Cat. No.	Cat. No.	Cat. No.	Cat. No.
Plug	Yellow	26W47*	26W48*	26W49	22W07	26W08	26W08-G
Plug Cap		26W*	26W*	26W*	26W*	26W*	26W*
Connector		27W47*	27W48*	27W49	23W07	27W08	27W08-G
Connector Cap		50W52*	50W52*	50W52*	50W52*	50W52*	50W52*
Single Outlet		97W47-S	97W48-S	97W49-S	93W07-S	97W08-S	—
Duplex Outlet		—	—	—	—	—	—
Single Inlet		66W47	66W48	66W49	68W29	66W08	—
Connector for Single Inlet		76W47-C	76W48-C	76W49-C	78W29-C	76W08-C	—
Single Receptacle		23CM-10	23CM-20	23CM-30	—	7310-B	—
Receptacle Cover w/Gasket		60W04*	60W04*	60W04*	—	60W04*	—
Replacement Interior for Locking Plug	—	26W47-IN	—	—	—	—	—
Replacement Interior for Locking Connector	—	27W47-IN	—	—	—	—	—



26W47



27W47

NEMA configuration diagrams represent plug blade configuration.  
\*Available in black. To order, add “-B” suffix to catalog number

Continued on next page

Continued from previous page

## Wetguard® Locking Plugs, Connectors, Inlets, Outlets and Receptacles

20A and 20/10A Wetguard® Locking Devices					
Rating	20A-125/250V	20A-3Ø 250V	20A-3Ø 480V	20A-3ØY 120/208V	
Configuration	3P 4W	3P 4W	3P 4W	4P 4W	
NEMA	L14-20	L15-20	L16-20	Non-NEMA	
Description	Color	Cat. No.	Cat. No.	Cat. No.	Cat. No.
Plug	Yellow	26W74	26W75*	26W76*	26W09
Plug Cap		26W*	26W*	26W*	26W*
Connector		27W74	27W75*	27W76*	27W09
Connector Cap		50W52*	50W52*	50W52*	50W52*
Single Outlet		97W74-S	97W75-S	97W76-S	97W09-S
Duplex Outlet		—	—	—	—
Single Inlet		66W74	66W75	66W76	66W09
Connector for Single Inlet		76W74-C	76W75-C	76W76-C	76W09-C
Single Receptacle		24CM-10	24CM-20	24CM-30	7410-B
Receptacle Cover w/Gasket		60W04*	60W04*	60W04*	60W04*
Replacement Male Insert	—	26W74-IN	—	—	—
Replacement Interior for Locking Plug	—	—	—	26W76-IN	—
Replacement Female Insert	—	27W74-IN	—	—	—
Replacement Interior for Locking Connector	—	—	—	27W76-IN	—
Rating	20A-3ØY 120/208V	20A-3ØY 277/480V	20A-3ØY 347/600V	20A-250V 10A-600V	
Configuration	4P 5W	4P 5W	4P 5W	4P 5W	
NEMA	L21-20	L22-20	L23-20	Non-NEMA	
Description	Color	Cat. No.	Cat. No.	Cat. No.	Cat. No.
Plug	Yellow	26W81*	26W82	26W83	26W10
Plug Cap		26W*	26W*	26W*	26W*
Connector		27W81*	27W82	27W83	27W10
Connector Cap		50W52*	50W52*	50W52*	50W52*
Single Outlet		97W81-S	97W82-S	97W83-S	97W10-S
Duplex Outlet		—	—	—	—
Single Inlet		66W81	66W82	66W83	66W10
Connector for Single Inlet		76W81-C	76W82-C	76W83-C	76W10-C
Single Receptacle		2510	2520	2530	—
Receptacle Cover w/Gasket		60W04*	60W04*	60W04*	60W04*

NEMA configuration diagrams represent plug blade configuration.  
\*Available in black. To order, add “-B” suffix to catalog number


Continued on next page



26W74



66W76



26W



27W81



### Related Products

See section C, **Straight Blade Devices** for our line of Straight Blade watertight wiring devices.



# Wetguard® Watertight Devices

30A | Plugs, Connectors, Inlets, Outlets & Receptacles | Industrial



Continued from previous page

## Wetguard® Locking Plugs, Connectors, Inlets, Outlets and Receptacles


Locking Devices

30A Wetguard® Locking Devices					
Rating	30A-125V	30A-250V	30A-277V	30A-125/250V	
Configuration	2P 3W	2P 3W	2P 3W	3P 3W	
NEMA					
	L5-30	L6-30	L7-30	Non-NEMA	
Description	Color	Cat. No.	Cat. No.	Cat. No.	Cat. No.
Plug	Yellow	28W47*	28W48*	28W49	28W08
Plug Cap		28W*	28W*	28W*	28W*
Connector		29W47*	29W48*	29W49	29W08
Connector Cap		50W54*	50W54*	50W54*	50W54*
Single Outlet		99W47-S	99W48-S	99W49-S	99W08-S
Single Inlet		68W47	68W48	68W49	68W08
Connector for Single Inlet		78W47-C	78W48-C	78W49-C	78W08-C
Single Receptacle		26CM-10	26CM-20	2630	3330
Receptacle Cover w/Gasket		60W05*	60W05*	60W05*	60W05*

Rating	30A-125/250V	30A-3Ø 250V	30A-3Ø 480V	30A-3ØY 600V	
Configuration	3P 4W	3P 4W	3P 4W	3P 4W	
NEMA					
	L14-30	L15-30	L16-30	L17-30	
Description	Color	Cat. No.	Cat. No.	Cat. No.	Cat. No.
Plug	Yellow	28W74	28W75	29W76*	28W77
Plug Cap		28W*	28W*	28W*	28W*
Connector		29W74	29W75	29W76*	29W77
Connector Cap		50W54*	50W54*	50W54*	50W54*
Single Outlet		99W74-S	99W75-S	99W76-S	99W77-S
Single Inlet		68W74	68W75	68W76	68W77
Connector for Single Inlet		78W74-C	78W75-C	78W76-C	78W77-C
Single Receptacle		27CM-10	27CM-20	2730	2740
Receptacle Cover w/Gasket		60W05*	60W05*	60W05*	60W05*
Replacement Male Insert	—	28W74-IN	—	—	—
Replacement Interior for Locking Plug	—	—	28W75-IN	28W76-IN	—
Replacement Female Insert	—	29W74-IN	—	—	—
Replacement Interior for Locking Connector	—	—	29W75-IN	29W76-IN	—

Rating	30A-3ØY 120/208V	30A-3ØY 120/208V	30A-3ØY 277/480V	30A-3ØY 347/600V	
Configuration	4P 4W	4P 5W	4P 5W	4P 5W	
NEMA					
	Non-NEMA	L21-30	L22-30	L23-30	
Description	Color	Cat. No.	Cat. No.	Cat. No.	Cat. No.
Plug	Yellow	28W09	28W81	28W82	28W83
Plug Cap		28W*	28W*	28W*	28W*
Connector		29W09	29W81	29W82	29W83
Connector Cap		50W54*	50W54*	50W54*	50W54*
Single Outlet		99W09-S	99W81-S	99W82-S	99W83-S
Single Inlet		68W09	68W81	68W82	68W83
Connector for Single Inlet		78W09-C	78W81-C	78W82-C	78W83-C
Single Receptacle		3430	2810	2820	2830
Receptacle Cover w/Gasket		60W05*	60W05*	60W05*	60W05*



28W47



29W48



99W76



50W54


NEMA configuration diagrams represent plug blade configuration. \*Available in black. To order, add "B" suffix to catalog number

## Wetguard® FD Box System

### Features and Benefits

- Compliant with UL and CSA standards
- Rated to NEMA 4, 4X, 12 and IEC IP66 when used with Leviton Wetguard® devices
- Available in one-, two- and three-gang configurations
- Constructed of PVC with unthreaded conduit with reducers and plugs for conduit openings

### 3-Gang FD Box FDBX3-Y (Exploded View)



Stainless steel device mounting plates with an 8-inch long, 12 AWG ground wire lead for use with strap-mounted devices

Patent-pending "modular" frame design allows the combining of a variety of single-gang devices in multi-gang configurations without the need for dedicated two-, and three-gang cover plates

1" diameter unthreaded conduit openings, reducers for 3/4" and 1/2" PVC conduit and plugs for unused openings

TPV gasket on all Wetguard® covers assures maximum watertight and dust-tight seal between device cover and frame

TPV gasket assures maximum watertight and dust-tight seal between frame and box

External flange with mounting holes for surface mounting.

Continued on next page

Continued from previous page

### FD Box System

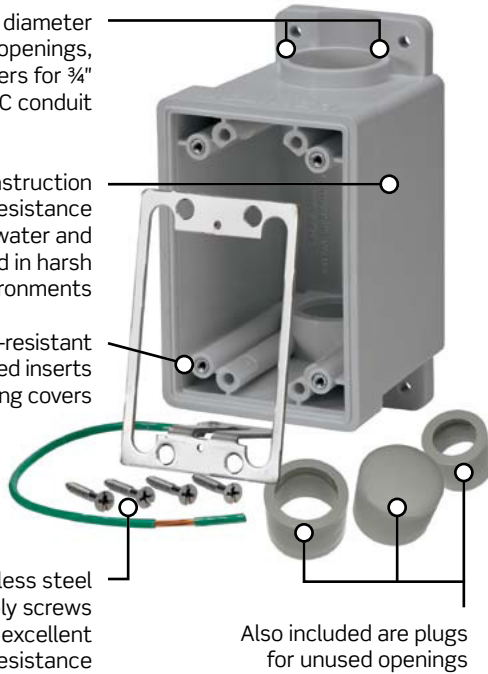
#### FDBX1-GY

Boxes feature 1" diameter unthreaded conduit openings, and include reducers for 3/4" and 1/2" PVC conduit

Rigid PVC construction provides excellent resistance to impact, water and chemicals found in harsh industrial environments

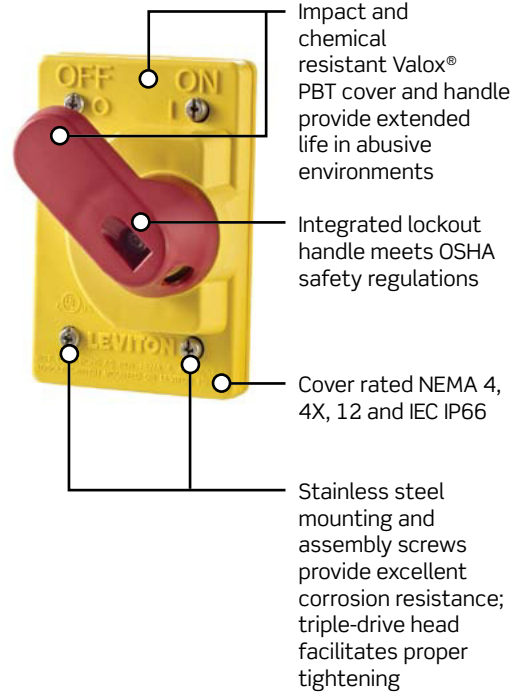
Corrosion-resistant brass threaded inserts for mounting covers

Stainless steel assembly screws provide excellent corrosion resistance



Also included are plugs for unused openings

#### COVER-S



Impact and chemical resistant Valox® PBT cover and handle provide extended life in abusive environments

Integrated lockout handle meets OSHA safety regulations

Cover rated NEMA 4, 4X, 12 and IEC IP66

Stainless steel mounting and assembly screws provide excellent corrosion resistance; triple-drive head facilitates proper tightening

Valox® is a registered trademark of SABIC

### FD Box System

Description	Box Volume	Conduit Openings	Cat. No. Yellow	Cat. No. Gray
Single-Gang FD Box with plugs and reducers	26.0 cu in/426 cu cm	2	FDBX1-Y	FDBX1-GY
Two-Gang FD Box with plugs and reducers	67.3 cu in/1103 cu cm	4	FDBX2-Y	FDBX2-GY
Three-Gang FD Box with plugs and reducers	109.1 cu in/1788 cu cm	6	FDBX3-Y	FDBX3-GY

All boxes are shipped with ground plate assembled to box. Single-gang box image shows ground plate removed for clarity




## Stainless Steel FD Box System

### FDSS1 and FDSS2 with 99W83-S & COVER-S

Available in single-gang and two-gang configurations

Welded 304 stainless steel construction provides resistance against heat, chemical corrosion and physical abrasion



Boxes are suitable for use in wet and damp locations

Electropolished finish provides a smoother surface for ease of cleaning and improved sterilization

Single-gang Wetguard® devices fit in any frame position and provide excellent protection from water and dust ingress

Stainless Steel FD Box System		
Description	Box Volume	Cat. No.
Single-Gang Stainless Steel FD Box	37.2 cu in/610 cu cm	FDSS1
Two-Gang Stainless Steel FD Box	87.3 cu in/1431 cu cm	FDSS2
3/4" Stainless Steel Hub	—	SSHUB



FDSS1



FDSS2



## Switch Cover, Plate and Replacement Covers

Switch Covers, Plate and Replacement Covers		
Cat. No.	Color	Description
COVER-S	Yellow	Single Gang Switch Cover and Gasket for any 15A-40A Toggle Switch, including Leviton
COVER-GS	Gray	Manual Motor Starters
WTCVD*	Yellow	Wetguard® Replacement Cover and Gasket for Wetguard® Duplex Outlets Only
WTCVS-15	Yellow	Wetguard® Replacement Cover and Gasket for 15A and 20A Straight and 15A Locking Single Inlets and Outlets
WTCVS-20	Yellow	Wetguard® Replacement Cover and Gasket for all 20A Locking Single Inlets and Outlets
WTCVS-30	Yellow	Wetguard® Replacement Cover and Gasket for all 30A Locking Single Inlets and Outlets
WP459	Yellow	Wetguard® Blank Plate and Gasket
60W03	Yellow	Wetguard® Cover and Gasket for 15A and 20A Straight Blade and 15A Locking Box Mount Single Flush Receptacles
60W04	Yellow	Wetguard® Cover and Gasket for 20A Locking Box Mount Single Flush Receptacles
60W05	Yellow	Wetguard® Cover and Gasket for 30A Locking Box Mount Single Flush Receptacles

\*Not for use with standard duplex devices



COVER-GS




WTCVS-15



60W03



WP459



WTCVD

## Severe Duty Dustguard®

Dustguard® plugs and connectors feature resistance to the damaging effects of dirt, dust, metal filings and other airborne particulate matter that can seriously degrade electrical performance. They share many of the superior design features of Wetguard® plugs and connectors, offering a reliable source of electrical power where extended mechanical and electrical life are specified but moisture-resistance is not required.

### Features and Benefits

- Tongue and groove design of front module and TPV body assures tight fit in husk and offers excellent barrier against dirt and dust
- Rubber membrane seal for secure cord grip; creates a barrier and keeps contaminants from entering the device interior
- Santoprene™ TPV husk exterior offers excellent resistance to cracking and fading from sunlight exposure, repels moisture and fluids, and endures extreme temperature variations
- Fast-threading assembly screws, keyed wiring module and husk, self-centering strain relief clamps and deep-funneled wiring wells provide for simple and fast assembly

## 15 Amp Locking Devices

### Dustguard® Locking Plugs and Connectors



2447

#### 15A Locking 2-Pole, 3-Wire Devices

Amp	Volt	NEMA Configuration	Cat. No. Plug	Cat. No. Connector
15	125	L5-15 	2447	2547

NEMA configuration diagrams represent plug blade configuration



#### Related Products

See page C-71 in the Straight Blade Devices section for Straight Blade Dustguard® devices.



## Rhino-Hide® NEMA Wiring Devices

### Rugged Connectors for Extreme Environments

Rhino-Hide® NEMA wiring devices are the only connectors in this class to carry a true watertight/submersible rating, making them suitable for the wettest environments, including those where plugs and connectors may be subject to immersion in mud or water. The high-performance TPV material used in plugs and connectors offers superior resistance (as compared with ordinary rubber) to water, chemicals and UV exposure for long-lasting performance.

#### Plug, Connector & Receptacle



#### Features and Benefits

- Submersible, watertight, and dust-tight for outdoor and other wet environments; rated to NEMA Enclosure Type 3R, 4, 4X, 6, 6P, 12, 13 and IP66/IP67/IP68/IP69K (high-pressure steam cleaning); ABS certified — suitable for marine environments
- Threaded connections make these devices ideal in high-vibration environments such as oil-drilling and mining operations
- Coated aluminum components provide superior corrosion resistance to bare aluminum, especially in salt-air environments, which extends service life of the device and facilitates easier installation and removal of threaded components
- Nickel-plated brass electrical contacts provide superior electrical performance and corrosion resistance for extended service life
- Devices are compatible with other manufacturers' devices as well as standard NEMA configured devices
- Available in seven voltage/ampere configurations

Continued on next page

Continued from previous page

## Rhino-Hide® NEMA Wiring Devices

### Features and Benefits

#### Receptacles

- The only submersible receptacle in its class
- Industry exclusive self-closing cover automatically seals receptacle when not in use — cover cannot be lost or left off
- Industry exclusive integral hasp provides OSHA lockout/tagout capabilities for added safety
- Wire pigtails make it faster and easier to install
- Mounts to common FS/FD cast device boxes
- Black oxide coated stainless steel assembly screws prevent corrosion from exposure and galvanic activity between screws and receptacle flange

#### Plugs & Connectors

- Plugs and connectors are submersible when mated or with protective cap installed (connector only)
- High-performance TPV components withstand extreme temperatures, are UV stabilized and resistant to water, oils, and other chemicals
- Industry exclusive variable adjust, watertight strain relief system speeds assembly and provides more reliable performance than conventional rubber boot type systems
- Machined aluminum components are hard anodized to prevent corrosion and pitting
- Stainless steel assembly hardware resists corrosion
- Coated wire rope cover lanyard on connector is more durable than conventional beaded chain type lanyards, minimizing the chances of lost covers that result in damage from exposure to the elements
- Available with black or yellow bodies

### NEMA Locking Devices — 15A and 20A

Amp	Volt	NEMA Configuration	Cat. No.				
			Blade Type	Body Color	Plug*	Connector*	Receptacle
15	125	L5-15	Locking	Black	LNR80-5E	LNR86-5E	LNR96-5
15	250	L6-15	Locking	Black	LNR80-6E	LNR86-6E	LNR96-6
15	277	7-15	Locking	Black	LNR80-7E	LNR86-7E	LNR96-7

\*To order yellow bodied plugs and connectors, replace "E" at end of catalog number with "Y"



Receptacle



Plug and Connector

## Midget Locking Devices

### Features and Benefits

- Offers a smaller form factor for limited-space applications
- Locking plugs and connectors feature heavy-duty nylon construction for top performance in the environmental extremes of grueling industrial settings
- Flanged inlets and outlets are built to endure hard use with rugged nylon flanges that assure a smooth, flush fit and outstanding resistance to cracking and breaking
- Backed by a lifetime warranty

### 15A-125V

#### 2-Pole, 2-Wire Non-Grounding

Rating		15A-125V	
NEMA			
	ML1	ML1	
Description	Cat. No. Plug	Cat. No. Connector	
Locking	ML1-P	ML1-C	
Angle	ML1-AP	ML1-AC	
Inlets and Outlets	Inlet	Outlet	
Nylon Flange	ML1-PB	ML1-PER	



ML1-P

#### 2-Pole, 3-Wire Grounding

Rating		15A-125V	
NEMA			
	ML2	ML2	
Description	Cat. No. Plug	Cat. No. Connector	
Locking	ML2-P	ML2-C	
Angle	ML2-AP	ML2-AC	
Inlets and Outlets	Inlet	Outlet	
Nylon Flange	ML2-PB	ML2-PER	



ML2-AP



ML2-AP

### 15A-125/250V

#### 3-Pole, 3-Wire Non-Grounding

Rating		15A-125/250V	
NEMA			
	ML3	ML3	
Description	Cat. No. Plug	Cat. No. Connector	
Locking	ML3-P	ML3-C	
Angle	ML3-AP	ML3-AC	
Inlets and Outlets	Inlet	Outlet	
Nylon Flange	ML3-PB	ML3-PER	



ML3-P

## Combination Locking and Straight Blade Duplex Receptacles

### Features and Benefits

- Impact-resistant black thermoplastic nylon face and body
- Smooth face does not collect dirt
- Large, triple-wipe brass “T” contacts for superior contact and conductivity
- Triple-combination terminal screws
- Back and side wire options accept #10-#14 AWG stranded or solid wire
- Backed by a limited 10-year warranty

### 15A-125V

**2-Pole, 3-Wire Back and Side Wired, Grounding**

Rating	15A-125V
NEMA	L5-15R      5-15R
Description	Cat. No.
Duplex Combination Locking & Straight Blade Receptacle with Common Feed	4792
2 Hot Feeds, 1 Neutral Return	4794-1R
Split Feed — 2 Hot Feeds, 2 Neutral Returns	4795-2R



4792

### Wallplates and Covers

#### 302 Stainless Steel



84003-40

302 Stainless Steel

#### Thermoplastic



80703-E (Black)

Other Colors Available



#### Wallplates

Find the right wallplate for any application. **See section S for Wallplates & Covers.**

## Integrated Power Inlets and Outlets with Weather-Resistant Covers

### Features and Benefits

- Engineered to IP 64 and NEMA 3R protection ratings
- Suitable for industrial indoor and outdoor use
- Gray, glass-filled thermoplastic cover and white, nylon device
- Glass-filled thermoplastic cover and plate provide outstanding impact resistance and durability
- Dual gaskets, one under plate and one under lid, for weather-resistant fit
- Stainless steel external hardware resists corrosive effects of moisture
- Large thumb-tab makes it easy to open cover with gloved hand
- Mounts to panels or FS/FD boxes
- UL Listed and CSA Certified for wet locations with cover closed
- Backed by a limited 2-year warranty

### 15A-125V and 15A-250V

#### 2-Pole, 3-Wire

Rating	15A-125V		15A-250V	
NEMA				
	L5-15P	L5-15R	L6-15P	L6-15R
Description	Cat. No. Inlet	Cat. No. Outlet	Cat. No. Inlet	Cat. No. Outlet
Standard Wire Wells	4716-CWP	4715-CWP	4586-CWP	4585-CWP



4715-CWP

### SPOTLIGHT

#### Food Processing

We know how important it is to ensure reliable electrical performance that will decrease downtime and protect equipment from washdown and corrosion. We're committed to helping food processing facilities run safely and efficiently. For more information visit [www.leviton.com/foodprocessing](http://www.leviton.com/foodprocessing).





# Surge Protective Devices (SPDs)

G

Surge Protective Devices .....	G-2
Type 1/Type 2 .....	G-4
Type 2 .....	G-6
Type 3 Point-of-Use .....	G-19
Receptacles .....	G-20
Strips .....	G-23
Plug-Ins .....	G-27
Type 4 UL Recognized Components .....	G-29
Low Voltage: Power and Data Protection .....	G-33



**LEVITON**<sup>®</sup>

Surge Protective Device

CAT. NO.  
32120-DY3

UL™ 1449 VPR RATING:  
700Vpk L-N  
700Vpk N-G  
1000Vpk L-L  
1200Vpk L-G

WYE OR  
R 220V DELTA  
/60 Hz  
A. SCCR: 100KA  
-G: 150V, L-L: 254V, L-G: 300V

LINE 1      LINE 2      LINE 3  
PROTECTION STATUS

GREEN LIGHT OUT / FLASHING RED LIGHT  
AUDIBLE BEEP = CIRCUIT DAMAGE,  
REPLACE IMMEDIATELY

**FAULT**

Enclosure Type NEMA 3R



## Surge Protective Devices (SPDs)

### What is UL 1449?

Underwriters Laboratories' safety and performance standard for surge protection equipment is composed of three main features.

#### 1. Secondary Surge Arresters:

These are typically mounted outdoors and prior to service entrance equipment. This ensures that line side devices will be manufactured with safety related protection similar to load side devices.

#### 2. Nominal Discharge Current Rating (IN):

This allows users to compare a surge protective device's durability.

#### 3. Voltage Protection Rating (VPR):

This test is performed at 3000 Amps as opposed to 500 Amps in order to show improved performance to obtain recommended VPR levels of surge protection.



Type 1 SPDs



Type 2 SPDs



Type 3 SPDs



Type 4 SPDs

### Understanding the Terminology

The requirements for SPDs are identified by Type 1, 2, 3, 4 or 5 depending upon where the SPD will be incorporated within the power distribution system.

**Type 1 SPDs:** Typically mounted on the line side of the main service entrance. Protects against external surges caused by lightning or utility capacitor bank switching. Type 1 devices can automatically be used in Type 2 applications, so that is why we often refer to them as Type 1/Type 2.

**Type 2 SPDs:** Generally serves a branch circuit and protects against residual lightning energy, motor driven surges and other internally generated surges.

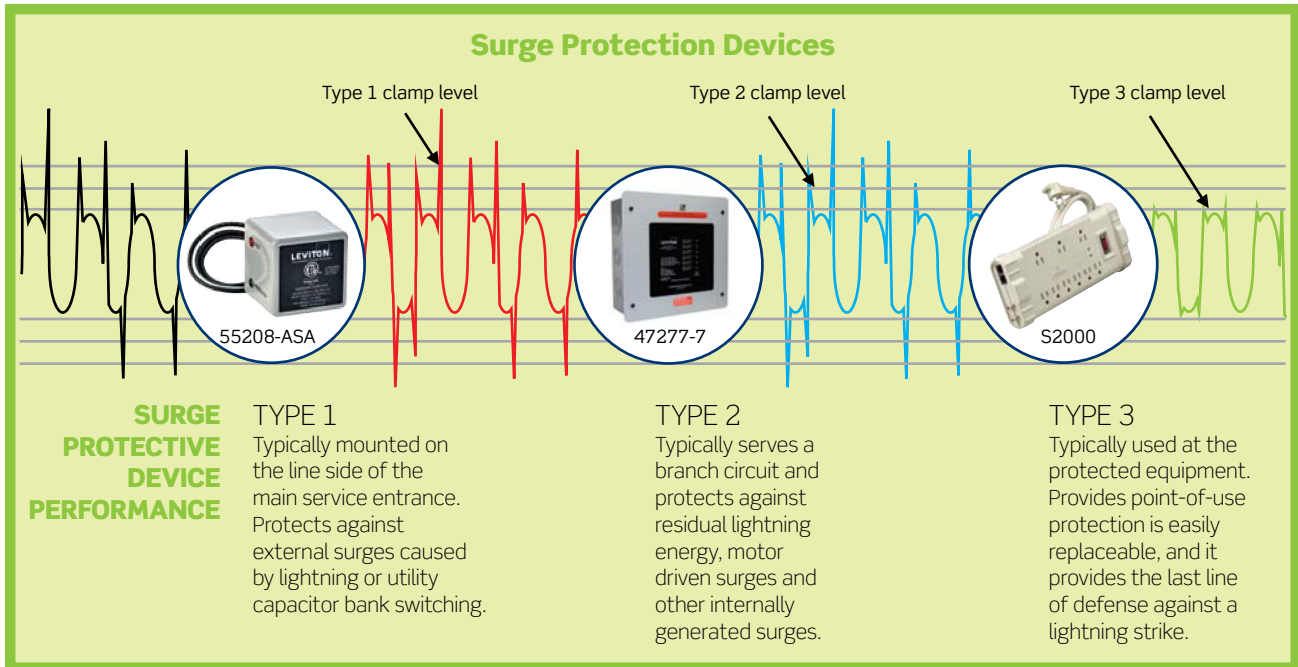
**Type 3 SPDs:** Often used at the protected equipment. Provides point-of-use protection, easily replaceable and it provides the last line of defense against a lightning strike.

**Type 4 SPDs:** Component assemblies consisting of one or more Type 5 components together with a disconnect (integral or external) or a means of complying with the limited current tests in UL 1449.

**Type 5 SPDs:** Discrete component surge suppressors connected by its leads or provided with an enclosure with mounting means and wiring terminations.

## Surge Protection Network Implementation

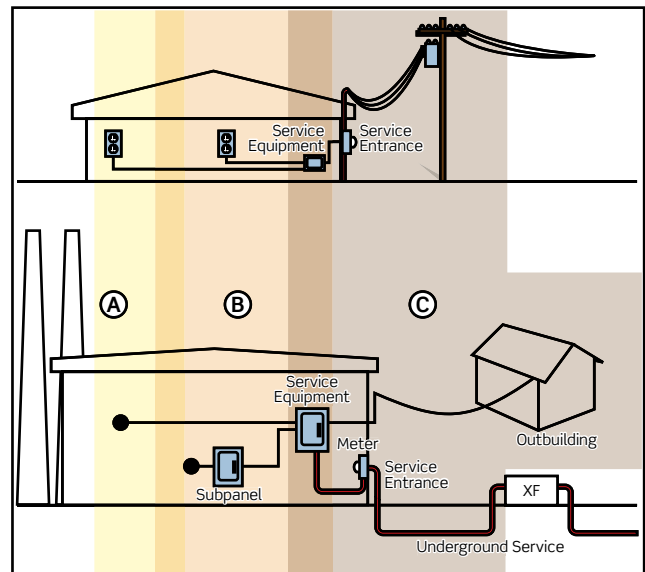
In order to achieve optimum protection for your equipment, it is essential to utilize a distributed surge suppression strategy. Installing surge protective devices (SPDs) will knock down high-energy transients at the building entrance and/or sub-panel so that the surge is manageable for the smaller SPDs that protect point-of-use equipment. Leviton offers a comprehensive selection of devices to implement the most effective surge protection network.



## Standardization

The SPD Types (Type 1, 2, 3, 4) are the UL, NEC and IEEE attempt to harmonize with the IEC 61643-1 standard that uses Class 1, 2 and 3 designators. The sole reason that UL did not use Class 1, 2 and 3 is that North, Central and South America lean towards the IEEE documents, which use an 8 x 20µs surge waveform instead of the 10x350µs surge waveform, as it more accurately reflects the conditions experienced during a lightning strike. Since the test is different, the name had to be different. The drawing to the right identifies category A, B and C as defined in the IEEE Trilogy of Standards. Category C ranges from the transformer secondary to just inside the building entrance. Category B includes all of the branch or sub-panels and Category A includes the receptacles and point-of-use devices such as cord-connected or plug-in surge devices.

**Note:** There is purposeful overlap between the categories as it is not a demarcation line but a transition. The figure to the right is from IEEE C62.41.2, which is the Recommended Practice on Characterization of Surges in Low-Voltage (1000V and Less) AC Power Circuits.



# Type 1/Type 2 Surge Protective Devices

55000 Series | 51120-3R



Surge Protective Devices (SPDs)

## Type 1/Type 2 Surge Protective Devices

### 55000 Series, 51120-3R and Type 1/Type 2 Surge Protective Devices

Typically mounted on the line side of the main service entrance. Protects against external surges caused by lightning or utility capacitor bank switching. Type 1 devices can automatically be used in Type 2 applications, so that is why we often refer to them as Type 1/Type 2.

#### Features and Benefits

##### 55000 Series Modules

- NEMA Type 3R enclosure for indoor or outdoor use
- Indicator lights showing protection status
- Provided with #10 AWG stranded, 18 in. long pigtail leads
- Limited Lifetime Product Warranty
- Connected equipment coverage up to \$10,000\*

##### 51120-3R Panel

- Standard J-Box enclosure with pre-punched standard knock-outs can be easily surface mounted in typical frame construction
- Indicator lights showing protection status
- Provided with #12 AWG stranded, 28 in. long cord
- May also be used in Type 2 applications
- Connected equipment coverage up to \$25,000\*

##### 51110 Panel Mount

- Indicator lights showing protection status
- UL1449 Edition rated
- Compatible with home automation systems
- 150 maximum continuous operating voltage (MOV) rating allows for tolerance to line voltage swells
- 10-Year limited warranty
- Connected equipment coverage up to \$25,000\*

\*Certain restrictions apply

#### Type 1 Secondary Surge Arresters

Cat. No.	Description	Voltage (VAC) Configuration	Max Surge Current, Per Mode (Per Phase)
55240-ASA	Module	120/240V Single Phase	50kA (100kA)
55208-ASA	Module	120/208V 3Ø WYE, 240V 3Ø Delta	50kA (100kA)
55480-ASA	Module	277/480V 3Ø WYE, 480V 3Ø Delta	50kA (100kA)
51120-3R	Panel Mount	120/240V Single Phase	50kA (100kA)
51110-SRG	Panel Mount	120/240V Single Phase	48kA (96kA)



55208-ASA



51120-3R



51110-SRG

#### SPOTLIGHT

##### Surge Protection

Need assistance? To learn more about how to implement an effective surge protective network have a Surge Protection Expert contact you. For more information visit [www.leviton.com/surge](http://www.leviton.com/surge).



### Specifications for 55000 Series, 51120-3R and Type 1/Type 2 SPDs

Cat. No.	55240-ASA	55208-ASA	55480-ASA	51120-3R	51110-SRG
<b>Electrical Specifications</b>					
Voltage	120/240V Single phase	120/208V 3Ø WYE, 240V 3Ø Delta	277/480V 3Ø WYE, 480V 3Ø Delta	120/240V Single phase	120/240V Single phase
Frequency	50/60Hz	50/60Hz	50/60Hz	50/60Hz	50/60Hz
Surge Technology	TPMOV	TPMOV	TPMOV	TPMOV	MOV
Amperage	—	—	—	—	—
Recommended Circuit Breaker Rating	—	—	—	—	20A, 120/240V
<b>Performance Data</b>					
Maximum Continuous Operating Voltage (MCOV)	150V	150V	320V	150V (L-N)/300V(L-L)	150V
Nominal Discharge Current (I <sub>n</sub> )	20kA	20kA	20kA	20kA	
Maximum Surge Current, per Mode (per Phase)	50kA (100kA)	50kA (100kA)	50kA (100kA)	50kA (100kA)	48kA (96kA)
Voltage Protection Rating (VPR) Clamping	600V(L-N) 800V(L-L)	600V(L-N) 800V(L-L)	800V(L-N) 700V(L-L)	500V(L-N) 800V(L-L)	400V(L-N, L-G, N-G) 600V(L-N, L-G, N-G)
<b>Warranty</b>					
Product Warranty	Limited Lifetime	Limited Lifetime	Limited Lifetime	Limited Lifetime	Limited Lifetime
Connected Equipment Coverage	Up to \$10,000*	Up to \$10,000*	Up to \$10,000*	Up to \$25,000*	Up to \$25,000*

\*As part of the True Whole House Surge Protection Warranty.

\*\*200 Amp only when using Murray Cat. No. RH173CRF meter socket; otherwise 175 Amp

## Type 2 Surge Protective Devices

Permanently connected SPDs intended for installation on the load side of the service equipment overcurrent device; including SPDs located at the branch panel.

**52277-7CS, 51110-SRG and 42120**



### Quick Reference — Type 2 Surge Panels

Type 2 Surge Protective Devices						
V/Phase Cat. No.	Max Surge Current Per Mode (Per Phase)	Nominal Discharge Current (I <sub>n</sub> )	Replaceable Modules	NEMA Enclosure	Surge Counter	Noise Filtering
<b>120V and 120/240V, Single-Phase</b>						
52120-M1	100kA (200kA)	20kA	Yes	Type 12	No	Yes
52120-M2	100kA (200kA)	20kA	Yes	Type 12	No	Yes
52120-CM2	100kA (200kA)	20kA	Yes	Type 12	Yes	Yes
52120-M2H	100kA (200kA)	20kA	Yes	Type 12	No	Yes
32120-1	80kA (160kA)	3kA	No	Type 3R	No	Yes
42120-1	80kA (160kA)	3kA	No	Type 3R	No	Yes
51120-1	50kA (100kA)	3kA	No	Type 1	No	Yes
51110-SRG	48kA (96kA)	3kA	No	Type 4X	No	No

N/A: Not applicable as these units do not have line-to-ground (L-G) surge protection

Continued on next page

Continued from previous page

Type 2 Surge Protective Devices						
V/Phase Cat. No.	Max Surge Current Per Mode (Per Phase)	Nominal Discharge Current (I <sub>N</sub> )	Replaceable Modules	NEMA Enclosure	Surge Counter	Noise Filtering
<b>120/208V, Three-Phase WYE</b>						
47120-7	200kA (400kA)	10kA	No	Type 1	No	Yes
47120-4X7	200kA (400kA)	10kA	No	Type 4X	No	Yes
57120-M3	150kA (150kA)	20kA	Yes	Type 12	No	Yes
57120-CM3	150kA (150kA)	20kA	Yes	Type 12	Yes	Yes
52120-7MS	100kA (200kA)	20kA	Yes	Type 12	No	Yes
52120-7CS	100kA (200kA)	20kA	Yes	Type 12	Yes	Yes
52120-7M3	100kA (200kA)	20kA	Yes	Type 12	No	Yes
52120-7C3	100kA (200kA)	20kA	Yes	Type 12	Yes	Yes
52120-M3	100kA (100kA)	20kA	Yes	Type 12	No	Yes
52120-CM3	100kA (100kA)	20kA	Yes	Type 12	Yes	Yes
37120-7	100kA (200kA)	5kA	No	Type 1	No	Yes
51120-3	50kA (50kA)	3kA	No	Type 1	No	Yes
<b>120/208V, Three-Phase WYE or 208V, Three-Phase Delta or 220V, Three-Phase Delta</b>						
32120-DY3	80kA (80kA)	3kA	No	Type 3R	No	Yes
42120-DY3	80kA (80kA)	3kA	No	Type 3R	No	Yes
<b>120/240/120V, Three-Phase Hi-leg Split Phase Delta</b>						
52412-DS3	100kA (100kA)	20kA	Yes	Type 12	No	Yes
32412-DS3	80kA (80kA)	3kA	No	Type 3R	No	Yes
42412-DS3	80kA (80kA)	3kA	No	Type 3R	No	Yes
<b>220/380V, Three-Phase WYE or 277/480V, Three-Phase WYE or 240V, Three-Phase Delta or 480V, Three-Phase Delta</b>						
32277-DY3	80kA (80kA)	3kA	No	Type 3R	No	Yes
42277-DY3	80kA (80kA)	3kA	No	Type 3R	No	Yes
<b>240V, Three-Phase Delta</b>						
57240-DM3	150kA (150kA)	20kA	Yes	Type 12	No	Yes
52240-DM3	100kA (100kA)	20kA	Yes	Type 12	No	Yes
<b>277/480V, Three-Phase WYE</b>						
47277-7	200kA (400kA)	10kA	No	Type 1	No	Yes
47277-4X7	200kA (400kA)	10kA	No	Type 4X	No	Yes
57277-M3	150kA (150kA)	20kA	Yes	Type 12	No	Yes
57277-CM3	150kA (150kA)	20kA	Yes	Type 12	Yes	Yes
52277-7MS	100kA (200kA)	20kA	Yes	Type 12	No	Yes
52277-7CS	100kA (200kA)	20kA	Yes	Type 12	Yes	Yes
52277-7M3	100kA (200kA)	20kA	Yes	Type 12	No	Yes
52277-7C3	100kA (200kA)	20kA	Yes	Type 12	Yes	Yes
52277-M3	100kA (100kA)	20kA	Yes	Type 12	No	Yes
52277-CM3	100kA (100kA)	20kA	Yes	Type 12	Yes	Yes
37277-7	100kA (200kA)	5kA	No	Type 1	No	Yes
<b>480V, Three-Phase Delta</b>						
57480-DM3	150kA (150kA)	20kA	Yes	Type 12	No	Yes
52480-DM3	100kA (100kA)	20kA	Yes	Type 12	No	Yes
<b>347/600V, Three-Phase WYE or 600V, Three-Phase Delta</b>						
32347-DY3	80kA (80kA)	---	No	Type 3R	No	Yes
42347-DY3	80kA (80kA)	---	No	Type 3R	No	Yes
<b>347/600V, Three-Phase WYE</b>						
57347-M3	150kA (150kA)	---	Yes	Type 12	No	Yes
<b>600V, Three-Phase Delta</b>						
57600-DM3	150kA (150kA)	---	Yes	Type 12	No	Yes

N/A: Not applicable as these units do not have line-to-ground (L-G) surge protection



### 52000/57000 Series Type 2 Surge Panels

Leviton's 52000 and 57000 Series panel mounted surge protective devices provide a good mix of value, performance and features for main service or branch panel applications in industrial, commercial and residential environments.

The parallel-operated design ensures continuous power even if surge protection is disabled. They feature indicator lights, a status relay and audible alarm for monitoring power and surge suppression, and replaceable surge modules for simplified maintenance after a destructive surge event.

#### Features and Benefits

##### 52000 and 57000 Series Service/Branch Panel Protection

- Service/branch panel protection for commercial, industrial and residential applications
- Parallel-operated design ensures continuous power even if surge protection is disabled
- Protection for up to 100,000A (52000 Series) or 150,000A (57000 Series) of surge current per mode
- Loss of phase detection status
- AC Sine Wave tracking provides enhanced EMI/RFI filtering
- NEMA Type 12 enclosure resists dirt, dust and light splashing water
- Models available with Surge Counter or Integral Disconnect Switch
- Limited lifetime product warranty with free replacement modules\*

\*Certain restrictions apply



57277-CM3



52120-M2

52000/57000 Series Type 2 Surge Panels				
Cat. No.	Description	Voltage (VAC) Configuration	Max Surge Current per Mode (per phase)	Replacement Modules
52120-M1	2-Mode Surge Protection Panel	120 Single-phase, 2-wire + gnd	100kA (200kA)	(1) 2120, (1) 8120-GN
52120-M2	3-Mode Surge Protection Panel	120/240 Single-phase, 3-wire + gnd	100kA (200kA)	(2) 2120, (1) 8120-GN
52120-CM2	3-Mode Surge Protection Panel, with Surge Event Counter	120/240 Single-phase, 3-wire + gnd	100kA (200kA)	(2) 2120, (1) 8120-GN
52120-M2H	3-Mode Surge Protection Panel, DHC & X10® compatible	120/240 Single-phase, 3-wire + gnd	100kA (200kA)	(2) 2120-M2H, (1) 8120-GN
52120-M3	4-Mode Surge Protection Panel	120/208 3Ø WYE, 4-wire + gnd	100kA (200kA)	(3) 2120, (1) 8120-GN
52120-CM3	4-Mode Surge Protection Panel, with Surge Event Counter	120/208 3Ø WYE, 4-wire + gnd	100kA (200kA)	(3) 2120, (1) 8120-GN
52120-7CS	7-Mode Surge Protection Panel with Surge Event Counter and Integral Disconnect Switch	120/208 3Ø WYE, 4-wire + gnd	100kA (200kA)	(3) 120-7M3 (1) 8120-GN
52120-7MS	7-Mode Surge Protection Panel with Integral Disconnect Switch	120/208 3Ø WYE, 4-wire + gnd	100kA (200kA)	(3) 120-7M3 (1) 8120-GN
52120-7M3	7-Mode Surge Protection Panel	120/208 3Ø WYE, 4-wire + gnd	100kA (200kA)	(3) 120-7M3, (1) 8120-GN
52120-7C3	7-Mode Surge Protection Panel, with Surge Event Counter	120/208 3Ø WYE, 4-wire + gnd	100kA (200kA)	(3) 120-7M3, (1) 8120-GN
52240-DM3	3-Mode Surge Protection Panel	240 3Ø Delta, 3-wire + gnd	100kA (200kA)	(3) 2240
52277-M3	4-Mode Surge Protection Panel	277/480 3Ø WYE, 4-wire + gnd	100kA (200kA)	(3) 2277, (1) 8320-GN
52277-CM3	4-Mode Surge Protection Panel, with Surge Event Counter	277/480 3Ø WYE, 4-wire + gnd	100kA (200kA)	(3) 2277, (1) 8320-GN
52277-7CS	7-Mode Surge Protection Panel with Surge Event Counter and Integral Disconnect Switch	277/480 3Ø WYE, 4-wire + gnd	100kA (200kA)	(3) 277-7M3 (1) 8320-GN
52277-7MS	7-Mode Surge Protection Panel with Integral Disconnect Switch	277/480 3Ø WYE, 4-wire + gnd	100kA (200kA)	(3) 277-7M3 (1) 8320-GN
52277-7M3	7-Mode Surge Protection Panel	277/480 3Ø WYE, 4-wire + gnd	100kA (200kA)	(3) 277-7M3, (1) 8320-GN
52277-7C3	7-Mode Surge Protection Panel, with Surge Event Counter	277/480 3Ø WYE, 4-wire + gnd	100kA (200kA)	(3) 277-7M3, (1) 8320-GN
52480-DM3	3-Mode Surge Protection Panel	480 3Ø Delta, 3-wire + gnd	100kA (200kA)	(3) 2480
52412-DS3	4-Mode Surge Protection Panel	120/240/120 Split Phase Delta, 4-wire + gnd	100kA (200kA)	(2) 2120, (1) 2412, (1) 8120-GN
57120-M3	4-Mode Surge Protection Panel	120/208 3Ø WYE, 4-wire + gnd	150kA (300kA)	(3) 7120, (1) 8120-GN
57120-CM3	4-Mode Surge Protection Panel, with Surge Event Counter	120/208 3Ø WYE, 4-wire + gnd	150kA (300kA)	(3) 7120, (1) 8120-GN
57240-DM3	3-Mode Surge Protection Panel	240 3Ø Delta, 3-wire + gnd	150kA (300kA)	(3) 7240
57277-M3	4-Mode Surge Protection Panel	277/480 3Ø WYE, 4-wire + gnd	150kA (300kA)	(3) 7277, (1) 8320-GN
57277-CM3	4-Mode Surge Protection Panel, with Surge Event Counter	277/480 3Ø WYE, 4-wire + gnd	150kA (300kA)	(3) 7277, (1) 8320-GN
57480-DM3	3-Mode Surge Protection Panel	480 3Ø Delta, 3-wire + gnd	150kA (300kA)	(3) 7480
57347-M3	4-Mode Surge Protection Panel	347/600 3Ø WYE, 4-wire + gnd	150kA (300kA)	(3) 7347, (1) 8385-GN
57600-DM3	4-Mode Surge Protection Panel	600 3Ø Delta, 3-wire + gnd	150kA (300kA)	(3) 7600

Continued on next page

# Type 2 Surge Protective Devices

## 52000/57000 Series



Continued from previous page

### Specifications for 57000 Series Type 2 Surge Panels

Cat. No.	57120-M3 57120-CM3	57240-DM3	57277-M3 57277-CM3	57480-DM3	57347-M3	57600-DM3	
<b>Electrical Specifications</b>							
Voltage	120/208VAC 3-phase WYE	240VAC 3-phase WYE	277/480VAC 3-phase WYE	480VAC 3-phase WYE	347/600VAC 3-phase WYE	600VAC 3-phase Delta	
Frequency	50/60Hz	50/60Hz	50/60Hz	50/60Hz	50/60Hz	50/60Hz	
Surge Technology	40mm MOV	40mm MOV	40mm MOV	40mm MOV	40mm MOV	40mm MOV	
Recommended Circuit Breaker Rating	30A, 120V	30A, 240V	30A, 277V	30A, 480V	30A, 600V	30A, 600V	
<b>Performance Data</b>							
Nominal Discharge Current Rating (I <sub>n</sub> )	20kA	20kA	20kA	20kA	N/A	N/A	
Maximum Continuous Operating Voltage (MCOV)	L-N	150V	—	320V	—	390V	385V
	L-G	300V	—	640V	—	—	—
	N-G	150V	—	320V	—	—	—
	L-L	300V	320V	640V	640V	680V	680V
Voltage Protection Rating (VPR)	L-N	1000V	—	1500V	—	1500V*	1000V*
	L-G	1500V	—	2500V	—	—	—
	N-G	800V	—	1200V	—	1000V*	1000V*
	L-L	1500V	1500V	2500V	2000V	2000V*	2000V*
Maximum Surge Current, per Mode (per Phase)	150kA (150kA)	150kA (150kA)	150kA (150kA)	150kA (150kA)	150kA (150kA)	150kA (150kA)	
Protection Mode	4 mode	3 mode	4 mode	3 mode	4 mode	4 mode	
Short Circuit Current Rating (SCCR)	100kA	100kA	100kA	100kA	100kA	100kA	
EMI/RFI Noise Rejection	-20 to -40dB (@ 1.5K-1.2MHz)						
<b>Warranty</b>							
Product Warranty	Limited lifetime						
Replacement Module Warranty	Limited lifetime**						

\*Surge Voltage Rating (SVR).

\*\*Certain restrictions apply

#### SPOTLIGHT

#### Surge Protection

Need assistance? To learn more about how to implement an effective surge protective network have a Surge Protection Expert contact you. For more information visit [www.leviton.com/surge](http://www.leviton.com/surge).



### Specifications for 52000 Series Type 2 Surge Panels

Cat. No.	52120-M1	52120-M2 52120-CM2	52120-M2H	52120-M3 52120-CM3	52120-7M3 52120-7C3 52120-7CS 52120-7MS	52240-DM3	52277-M3 52277-CM3	52277-7M3 52277-7C3 52277-7CS 52277-7MS	52480-DM3	52412-DS3	
<b>Electrical Specifications</b>											
Voltage	120VAC	120/240VAC	120/240VAC	120/208VAC 3-phase WYE	120/208VAC 3-phase WYE	240VAC 3-phase Delta	277/480VAC 3-phase WYE	277/480VAC 3-phase WYE	480VAC 3-phase Delta	120/240/ 120VAC 3-phase Hi-Leg Delta	
Frequency	50/60Hz	50/60Hz	50/60Hz	50/60Hz	50/60Hz	50/60Hz	50/60Hz	50/60Hz	50/60Hz	50/60Hz	
Surge Technology	40mm MOV	40mm MOV	40mm MOV	40mm MOV	40mm MOV	40mm MOV	40mm MOV	40mm MOV	40mm MOV	40mm MOV	
Recommended Circuit Breaker Rating	30A, 120V	30A, 120/240V	30A, 120/240V	30A, 120/208V	30A, 120/208V	30A, 240V	30A, 277V/480V	30A, 277/480V	30A, 480V	30A, 120/240V	
<b>Performance Data</b>											
Maximum Continuous Operating Voltage (MCOV)	L-N	150V	150V	150V	150V	150V	—	320V	320V	—	L-N: 150V H-N: 320V
	L-G	300V	300V	300V	300V	150V	—	640V	320V	—	L-G: 300V H-G: 470V
	N-G	150V	150V	150V	150V	150V	—	320V	320V	—	150V
	L-L	—	300V	300V	300V	300V	320V	640V	640V	550V	L-L: 300V H-L: 470V
Voltage Protection Rating (VPR)	L-N	1000V	1000V	1000V	1000V	1000V	—	1500V	1500V	—	L-N: 1000V H-N: 1500V
	L-G	1500V	1500V	900V	1500V	1200V	—	2500V	1500V	—	L-G: 1500V H-G: 2000V
	N-G	700V	700V	700V	700V	800V	—	1200V	1200V	—	700V
	L-L	—	1500V	1500V	1500V	1500V	1500V	2500V	2500V	2000V	L-L: 1500V H-L: 2500V
Protection mode	2 mode	3 mode	3 mode	4 mode	7 mode	3 mode	4 mode	7 mode	3 mode	4 mode	
Maximum surge current, per mode (per phase)	100kA (100kA)	100kA (100kA)	100kA (100kA)	100kA (100kA)	100kA (200kA)	100kA (100kA)	100kA (100kA)	100kA (200kA)	100kA (100kA)	100kA (100kA)	
Short Circuit Current Rating (SCCR)	100kA	100kA	100kA	100kA	100kA	100kA	100kA	100kA	100kA	100kA	
Nominal discharge rate (I <sub>n</sub> )	20kA	20kA	20kA	20kA	20kA	20kA	20kA	20kA	20kA	20kA	
EMI/RFI Noise Rejection	-20dB to -40dB (50KHz-10MHz)										
Diagnostics	Real time protection status LEDs & audible alarm										
Remote Monitoring	Dry contacts-N.O./N.C. form C rated at 7Amps @ 240VAC or 30VDC										
<b>Warranty</b>											
Product Warranty	Limited lifetime										
Replacement Module Warranty	Limited lifetime*										

\*Certain restrictions apply

# Type 2 Surge Protective Devices

37000 and 47000 Series



Surge Protective Devices (SPDs)

## 37000 and 47000 Series Type 2 Surge Panels

Leviton's 37000 and 47000 Series panel mounted surge protective devices provide seven-mode protection in WYE-configured, 3-phase AC systems. These devices are designed for installation at the service entrance, at branch panels, or as dedicated transient surge protection for critical equipment.

### Features and Benefits

#### 37000 and 47000 Series for Commercial and Industrial Applications

- Can be used in commercial and industrial applications
- Protection for up to 100,000A (37000 Series) or 200,000A (47000 Series) of surge current per mode
- Loss of phase detection status
- Models available in NEMA Type 1 enclosures for indoor applications and Type 4X enclosures (47000 series only) for outdoor applications
- Seven-Mode Protection (each phase to neutral, each phase to ground and neutral to ground)
- Real-time diagnostics monitor power and suppression status for each phase and provide both LED indicators and audible alarm
- Equipped with dry contacts for remote monitoring
- Limited lifetime product warranty



37120-7



47277-7

### 37000 and 47000 Series Type 2 Surge Panels

Cat. No.	Description	Voltage (VAC) Configuration	Max Surge Current, Per Mode (Per Phase)
37120-7	7-Mode Surge Protection Panel	120/208 3Ø WYE, 4-wire + gnd	100kA (200kA)
37277-7	7-Mode Surge Protection Panel	277/480 3Ø WYE, 4-wire + gnd	100kA (200kA)
47120-7	7-Mode Surge Protection Panel	120/208 3Ø WYE, 4-wire + gnd	200kA (400kA)
47120-4X7	7-Mode Surge Protection Panel in Type 4X enclosure	120/208 3Ø WYE, 4-wire + gnd	200kA (400kA)
47277-7	7-Mode Surge Protection Panel	277/480 3Ø WYE, 4-wire + gnd	200kA (400kA)
47277-4X7	7-Mode Surge Protection Panel in Type 4X enclosure	277/480 3Ø WYE, 4-wire + gnd	200kA (400kA)

### Specifications for 37000 and 47000 Series Type 2 Surge Panels

Cat. No.	37120-7	37277-7	47120-7	47120-4X7	47277-7	47277-4X7
<b>Electrical Specifications</b>						
Voltage	120/208VAC 3-phase WYE	277/480VAC 3-phase WYE	120/208VAC 3-phase WYE	120/208VAC 3-phase WYE	277/480VAC 3-phase WYE	277/480VAC 3-phase WYE
Frequency	50/60Hz	50/60Hz	50/60Hz	50/60Hz	50/60Hz	50/60Hz
Surge Technology	40mm MOV	40mm MOV	40mm MOV	40mm MOV	40mm MOV	40mm MOV
Recommended Circuit Breaker Rating	30A, 120/208V	30A, 277/480V	30A, 120/208V	30A, 120/208V	30A, 277/480V	30A, 277/480V
<b>Performance Data</b>						
Nominal Discharge Rating (I <sub>n</sub> )	5kA	5kA	10kA	10kA	10kA	10kA
Maximum Continuous Operating Voltage (MCOV)	L-L	280V	640V	280V	280V	640V
	L-N	140V	320V	140V	140V	320V
	L-G	140V	320V	140V	140V	320V
	N-G	130V	300V	130V	130V	300V
Voltage Protection Rating (VPR)	L-L	1200V	2000V	1000V	1000V	1800V
	L-N	800V	1200V	700V	700V	1200V
	L-G	900V	1500V	900V	900V	1500V
	N-G	700V	1200V	700V	700V	1200V
Maximum Surge Current, per Mode (per Phase)	100kA (200kA)	100kA (200kA)	200kA (400kA)	200kA (400kA)	200kA (400kA)	200kA (400kA)
Protection Mode	7 mode					
Short Circuit Current Rating (SCCR)	10kA					
Noise Filtering	-40dB @ 10K-10MHz					
Diagnostics	Real time protection status LEDs & audible alarm					
<b>Warranty</b>						
Product Warranty	Limited lifetime					

#### SPOTLIGHT Surge Protection

Need assistance? To learn more about how to implement an effective surge protective network have a Surge Protection Expert contact you. For more information visit [www.leviton.com/surge](http://www.leviton.com/surge).





# Type 2 Surge Protective Devices

32000 and 42000 Series



Surge Protective Devices (SPDs)

## 32000 and 42000 Series Type 2 Surge Panels

One of our most popular series, Leviton's 32000 and 42000 surge protection panels provide protection for up to 80kA of surge current per mode. They feature noise filtering, visual and audible indication of surge protection status and dry contacts for remote monitoring, all in a compact enclosure.

### Features and Benefits

#### 32000 and 42000 Series Panel Mount Surge Protective Devices

- Provide protection for up to 80kA of surgecurrent per mode
- 32000 Series features reduced noise filtering for optimum compatibility with home controls
- 42000 Series incorporates enhanced noise filtering and sine wave tracking for superior protection
- Loss of phase detection status
- Three-phase models can be wired for either WYE or Delta AC systems
- Equipped with indicator lights and audible alarm for monitoring power and surge suppression status
- NEMA Type 3R enclosure for indoor/outdoor applications
- Optional flush mount collar available (42001-FMC)
- Limited lifetime product warranty



42120-1 with 42001-FMC  
Flush Mount Collar



42120-1

### 32000 and 42000 Series Type 2 Surge Panels

Cat. No.	Description	Voltage (VAC) Configuration	Max Surge Current, Per Mode (Per Phase)
32120-1	4-Mode Surge Protection Panel	120/240 Single-phase, 2-wire + gnd	80kA (80kA)
32120-DY3	7-Mode Surge Protection Panel	120/208 3Ø WYE, 4-wire + gnd; 208 3Ø Delta, 3-wire + gnd; 220 3Ø Delta, 3-wire + gnd	80kA (80kA)
32277-DY3	7-Mode Surge Protection Panel	220/380 3Ø WYE, 4-wire + gnd; 277/480 3Ø WYE, 4-wire + gnd; 240 3Ø Delta, 3-wire + gnd; 480 3Ø Delta, 3-wire + gnd	80kA (80kA)
32412-DS3	7-Mode Surge Protection Panel	120/240/120 3Ø Hi-leg Split Phase Delta, 4-wire + gnd	80kA (80kA)
42120-1	4-Mode Surge Protection Panel	120/240 Single-phase, 2-wire + gnd	80kA (80kA)
42120-DY3	7-Mode Surge Protection Panel	120/208 3Ø WYE, 4-wire + gnd; 208 3Ø Delta, 3-wire + gnd; 220 3Ø Delta, 3-wire + gnd	80kA (80kA)
42277-DY3	7-Mode Surge Protection Panel	220/380 3Ø WYE, 4-wire + gnd; 277/480 3Ø WYE, 4-wire + gnd; 240 3Ø Delta, 3-wire + gnd; 480 3Ø Delta, 3-wire + gnd	80kA (80kA)
42412-DS3	7-Mode Surge Protection Panel	120/240/120 3Ø Hi-leg Split Phase Delta, 4-wire + gnd	80kA (80kA)
32347-DY3	4-mode Surge Protection Panel	347/600 3Ø WYE, 4-wire + gnd or 3Ø Delta, 3-wire + gnd	80kA (80kA)
42347-DY3	4-mode Surge Protection Panel	347/600 3Ø WYE, 4-wire + gnd or 3Ø Delta, 3-wire + gnd	80kA (80kA)
42001-FMC	Flush Mount Collar for all 32000 and 42000 Series Panels	—	—

### 51120 Series Type 2 Surge Panels

Leviton's 51120 Series panel mount surge protective devices are designed for use in homes and apartment buildings at the service entrance, electrical utility meter, or other branch panel locations. They are also ideal for use in pumping stations, radio towers and light commercial buildings where protection from high-energy, high-voltage transients is desired.

#### Features and Benefits

##### 51120 Series Panel Mount Surge Protective Devices

- Can be used in commercial and residential applications
- Single high-energy solid-state semiconductor surge suppression circuitry per phase
- Real-time diagnostic visual indicator shows power and suppression status for each protected phase
- Standard J-Box enclosure with pre-punched standard knock-outs can be easily surface mounted in typical frame construction
- Feature a low VPR to ensure protection of sensitive electronic devices including LCD TVs and computers
- Compatible with Leviton Decora Home Controls
- Limited Lifetime Product Warranty
- Connected equipment coverage up to \$25,000 for the 51120-1



51120-1

#### 51120 Series Type 2 Surge Panels

Cat. No.	Description	Voltage (VAC) Configuration	Max Surge Current, Per Mode (Per Phase)
51120-1	2-Mode Surge Protection Panel	120/240 Single-phase, 2-wire + gnd	50kA (50kA)
51120-3	3-Mode Surge Protection Panel	120/208 3Ø WYE, 4-wire + gnd	50kA (50kA)

*Continued on next page*

# Type 2 Surge Protective Devices

32000/42000, 51120-1 and 51120-3 Series



Continued from previous page

## Specifications for 32000/42000, 51120-1 and 51120-3 Series Type 2 Surge Panels

Cat. No.	51120-1	51120-3	32120-1 42120-1	32120-DY3 42120-DY3	32277-DY3 42277-DY3	32412-DS3 42412-DS3	32347-DY3 42347-DY3	
<b>Electrical Specifications</b>								
Voltage	120/240VAC Single phase	120/208VAC 3-phase WYE	120/240VAC Single phase	120/208V 3Ø WYE	277/408V 3Ø WYE	120/240/120V 3Ø Hi-Leg Delta	347/600V 3Ø WYE, 660V 3Ø Delta	
Surge Technology	40mm MOV	40mm MOV	40mm MOV	40mm MOV	40mm MOV	40mm MOV	40mm MOV	
Frequency	50/60Hz	50/60Hz	50/60Hz	50/60Hz	50/60Hz	50/60Hz	50/60Hz	
Recommended Circuit Breaker Rating	20A, 120/24V	20A, 120/208V	20A, 120/240V	30A, 120/208V	30A, 277/480V	30A, 120/240V	30A, 347/600V	
<b>Performance Data</b>								
Maximum Continuous Operating Voltage (MCOV)	L-N	150V	150V	150V	150V	320V	150V	385V
	L-G	—	—	300V	300V	640V	300V	—
	N-G	—	—	150V	150V	320V	150V	—
	L-L	300V	300V	254V	254V	552V	254V	770V
Voltage Protection Rating (VPR)	L-N	800V	800V	800V	700V	1200V	800V	1200V
	L-G	—	—	2500V	—	—	—	—
	N-G	—	—	700V	700V	1200V	700V	1000V**
	L-L	1200V	1200V	1000V	1000V	1800V	1000V	2000V**
Nominal Discharge Rating (I <sub>n</sub> )	3kA	3kA	3kA	3kA	3kA	3kA	N/A	
Maximum Surge Current, per Mode (per Phase)	50kA (50kA)	50kA (50kA)	80kA (80kA)	80kA (80kA)	80kA (80kA)	80kA (80kA)	80kA (80kA)	
Short Circuit Current Rating (SCCR)	10kA	10kA	100kA	100kA	100kA	100kA	100kA	
EMI/RFI Noise Rejection	-6dB to -28dB (@ 100KHz- 100MHz)	-6dB to -28dB (@ 100KHz- 100MHz)	32000 Series: -20 to -40dB (@ 1.5K-1.2MHz) 42000 Series: -30 to -40dB (@ 10K-10MHz)					
<b>Warranty</b>								
Product Warranty	Limited lifetime							
Connected Equipment Coverage	Up to \$25,000*	—						

\*As part of the True Whole House Surge Protection Warranty.

\*\*Surge Voltage Rating (SVR)

### SPOTLIGHT

#### Surge Protection

Need assistance? To learn more about how to implement an effective surge protective network have a Surge Protection Expert contact you. For more information visit [www.leviton.com/surge](http://www.leviton.com/surge).



### 51110 Series Type 2 Surge Panels

Leviton's 51110 Series residential surge protection panels are designed for mounting at the service entrance in homes, apartments and condominiums. They offer advanced surge protection for modern electronics and appliances, reducing the risk of damage from spikes and surges entering the property through AC power lines.

#### Features and Benefits

##### 51110 Series Panel Mount Surge Protective Devices

- Real-time diagnostic visual indicator shows power and suppression status for each protected phase
- UL 1449 3rd Edition rated
- Loss of Phase Detection
- DHC Power Line Carrier compatible
- 150 maximum continuous operating voltage (MOV) rating allows for tolerance to line voltage swells
- Backed by a limited 10-year warranty



51110-1



51110-SRG

#### 51110 Series Type 2 Surge Panels

Cat. No.	Description	Voltage (VAC) Configuration	Max Surge Current, Per Mode (Per Phase)
51110-1	4-Mode Surge Protection Panel	120/240 Single-phase, 2-wire + grd	48kA (96kA)
51110-SRG	4-Mode Surge Protection Panel, NEMA 4X	120/240 Single-phase, 2-wire + grd	48kA (96kA)

*Continued on next page*

# Type 2 Surge Protective Devices

51110-SRG



Continued from previous page

## Specifications for 51110 Type 2 Surge Panels

G  
Surge Protective Devices (SPDs)

Cat. No.		51110-SRG
<b>Electrical Specifications</b>		
Voltage		120/240VAC Single phase
Surge Technology		MOV
Frequency		50/60Hz
Recommended Circuit Breaker Rating		20A, 120/240V
<b>Performance Data</b>		
Maximum	L-N	150V
Continuous	L-G	150V
Operating	N-G	150V
Voltage (MCOV)	L-L	300V
Voltage	L-N	600V
Protection	L-G	600V
Rating	N-G	600V
(VPR)	L-L	1000V
Nominal Discharge Rating ( $I_{n}$ )		3kA
EMI/RFI Noise Rejection		-6dB to -28dB (@ 100kHz-100MHz)
Maximum Surge Current, per Mode (per Phase)		48kA (96kA)
Short Circuit Current Rating (SCCR)		10kA

### SPOTLIGHT

#### Surge Protection

Need assistance? To learn more about how to implement an effective surge protective network have a Surge Protection Expert contact you. For more information visit [www.leviton.com/surge](http://www.leviton.com/surge).



## Type 3 Point-of-Use

### Type 3 Surge Protective Devices

Type 3 SPDs are point of utilization SPDs, installed at a minimum conductor length of 10 meters (30 feet) from the electrical service panel to the point of utilization. Examples include cord connected, direct plug-in, receptacle type and SPDs installed at the utilization equipment being protected. The distance (10 meters) is exclusive of conductors provided with or used to attach SPDs.

#### Surge Protective Receptacles & Power Strips



**Color Choices** Surge protective devices are offered in a wide range of colors. To order colors, add suffix to Cat. No.



White (-W)



Ivory (-I)



Light Almond (-T)



Gray (-G/-GY)



Black (-E)



Brown



Red (-R)



Blue (-B)



Orange (-O)



## Type 3 Surge Protective Receptacles

Leviton offers the broadest selection of surge protective receptacles in the industry. The low cost of these receptacles, combined with their ease of installation, means they can be placed anywhere you have a standard electrical outlet.

So with a small investment, you have the assurance that your equipment is well protected — whether it's a heart monitor in the emergency room, a computer in your office, or the big screen TV in your living room.

### Features and Benefits

#### Type 3 Surge Protective Receptacles

- Available in 15A, 125V and 20A, 125V ratings
- Tamper-resistant versions have a shutter mechanism that prevents incidental contact with energized contacts
- Indicator light provides visual indication that equipment is being protected
- Single, duplex and Four-In-One versions
- EMI/RFI noise filtering
- Available audible alarm for hidden locations (can be silenced)
- Wide variety of color options aid in identifying different types of equipment or applications
- Back and side-wired design with durable metal mounting strap
- Point-of-use protection for up to 18,000A of surge current total

### Commercial/Industrial Grade Type 3 Surge Protective Receptacles

#### Decora® Tamper-Resistant Surge Protective Receptacles

Amp	Outlet Configuration	Brown	Ivory	White	Gray	Red	Blue	Black	Orange	Lt. Almond	Features
15A	Duplex	T5280	T5280-I	T5280-W	T5280-GY	—	T5280-B	T5280-E	—	T5280-T	■
15A	Duplex	—	T7280-I	T7280-W	—	—	T7280-B	T7280-E	—	T7280-T	■ ◆
15A	Duplex	—	T8280-I	T8280-W	—	T8280-R	T8280-B	—	—	T8280-T	● ■ ◆
20A	Duplex	T5380	T5380-I	T5380-W	T5380-GY	—	T5380-B	T5380-E	—	—	■
20A	Duplex	—	T7380-I	T7380-W	—	—	T7380-B	T7380-E	—	—	■ ◆
20A	Duplex	—	T8380-I	T8380-W	T8380-GY	T8380-R	T8380-B	—	—	—	● ■ ◆

#### Decora® Surge Protective Receptacles

Amp	Outlet Configuration	Brown	Ivory	White	Gray	Red	Blue	Black	Orange	Lt. Almond	Features
15A	Duplex	5280	5280-I	5280-W	5280-GY	—	5280-B	—	—	5280-T	■
20A	Duplex	5380	5380-I	5380-W	5380-GY	—	5380-B	—	—	—	■
15A	Duplex	5280-IG	5280-IGI	5280-IGW	—	—	5280-IGB	—	5280-IGO	—	■ ▼
20A	Duplex	5380-IG	5380-IGI	5380-IGW	5380-IGG	—	5380-IGB	—	5380-IGO	—	■ ▼
15A	Duplex	—	7280-I	7280-W	—	—	7280-B	—	—	7280-T	■ ◆
20A	Duplex	—	7380-I	7380-W	—	—	7380-B	—	—	—	■ ◆

#### Four-In-One Surge Protective Receptacles

Amp	Outlet Configuration	Brown	Ivory	White	Gray	Red	Blue	Black	Orange	Lt. Almond	Features
15A	Four-In-One	—	5480-I	5480-W	5480-GY	5480-R	5480-BU	—	—	—	■
20A	Four-In-One	—	5490-I	5490-W	5490-GY	—	5490-BU	—	—	—	■
15A	Four-In-One	—	—	—	—	—	—	—	5480-IG	—	■ ▼
20A	Four-In-One	—	5490-IGI	—	—	—	5490-IGB	—	5490-IG	—	■ ▼

**Key:**

- ▼ Isolated Ground
- ◆ Audible Alarm
- Indicator Light
- Hospital Grade

## Hospital Grade Type 3 Surge Protective Receptacles

### Decora® Surge Protective Receptacles

Amp	Outlet Configuration	Outlet Configuration									Features
		Brown	Ivory	White	Gray	Red	Blue	Black	Orange	Lt. Almond	
15A	Duplex	8280	8280-I	8280-W	—	8280-R	8280-B	—	—	8280-T	■ ◆ ●
20A	Duplex	8380	8380-I	8380-W	8380-GY	8380-R	8380-B	—	—	—	■ ◆ ●
20A	Single	—	8381-I	—	—	—	—	—	—	—	■ ◆ ●
15A	Duplex	—	8280-IGI	8280-IGW	—	—	8280-IGB	—	8280-IGO	—	▼ ■ ◆ ●
20A	Duplex	—	8380-IGI	8380-IGW	8380-IGG	—	8380-IGB	—	8380-IGO	—	▼ ■ ◆ ●
20A	Single	—	8381-IGI	—	—	—	—	—	—	—	▼ ■ ◆ ●

### Four-In-One Surge Protective Receptacles

Amp	Outlet Configuration	Outlet Configuration									Features
		Brown	Ivory	White	Gray	Red	Blue	Black	Orange	Lt. Almond	
15A	Four-In-One	—	8480-I	8480-W	—	8480-R	—	—	—	—	■ ●
20A	Four-In-One	—	8490-I	8490-W	—	8490-R	—	—	—	—	■ ●
15A	Four-In-One	—	8480-IGI	8480-IGW	—	—	8480-IGB	—	—	—	▼ ■ ●
20A	Four-In-One	—	8490-IGI	—	—	—	8490-IGB	—	8490-IG	—	▼ ■ ●

**Key:**

- ▼ Isolated Ground
- ◆ Audible Alarm
- Indicator Light
- Hospital Grade



T5280-T



T7380-B



T5380-I



T7280-W



8490-R

## Specifications for Type 3 Surge Protective Receptacles

Specs for Type 3 Surge Protective Receptacles	
<b>Electrical Specifications</b>	
Dielectric Voltage	Withstands 2000V per UL498
Current Limiting	Full rated current
Temperature Rise	Max 30C after 250 cycles OL at 200% rated current
<b>Performance Data</b>	
Maximum Continuous Operating Voltage (MCOV)	150V rms
Joules Rating	720
Nominal Discharge Current (I <sub>n</sub> )	3kA (Meets Type 2 & Type 3 requirements)
Maximum Surge Current, Per Mode	L-N: 18kA, L-G: 9kA, N-G: 9kA
Noise Rejection	-30dB at 500kHz-30MHz
Voltage Protection Rating (VPR)	L-N: 600V, L-G: 700V, N-G: 600V
Short Circuit Current Rating (SCCR)	5kA
Diagnostics	Indicator light, audible alarm (on select versions)
<b>Warranty</b>	
Product Warranty	10-year limited

# Type 3 Surge Protective Devices

Lev-Lok® 15A, 20A Receptacles



Surge Protective Devices (SPDs)



## Lev-Lok® Surge Protective Receptacles

### Features and Benefits

- Available in 15A, 125V and 20A, 125V ratings
- Indicator light provides visual indication that equipment is being protected
- EMI/RFI Noise Filtering
- Audible alarm to indicate loss of surge protection (can be silenced)
- Wide variety of color options aid in identifying different types of equipment or applications
- Point-of-use protection for up to 18,000A of surge current total

### Hospital Grade 15A and 20A, 125V





Rating	15A-125V	20A-125V	
NEMA	 5-15R	 5-20R	
Description	Color	Cat. No.	Cat. No.
Duplex, Tamper-Resistant with Indicator Light & Audible Alarm	White	MT828-W	MT838-W
	Ivory	MT828-I	MT838-I
	Light Almond	MT828-T	MT838-T*
	Gray	MT828-GY*	MT838-GY
	Black	MT828-E*	MT838-E*
	Brown	MT828*	MT838*
	Blue	MT828-B	MT838-B
	Red	MT828-R	MT838-R



MT828-W

### Commercial/Industrial Grade 15A and 20A, 125V



Rating	15A-125V	20A-125V	
NEMA	 5-15R	 5-20R	
Description	Color	Cat. No.	Cat. No.
Duplex, Tamper-Resistant with Indicator Light	White	MT528-W	MT538-W
	Ivory	MT528-I	MT538-I
	Light Almond	MT528-T	MT538-T*
	Gray	MT528-GY	MT538-GY
	Black	MT528-E	MT538-E
	Brown	MT528*	MT538
	Blue	MT528-B	MT538-B
	Red	MT528-R	MT538-R*
Duplex, Tamper-Resistant with Indicator Light & Audible Alarm	White	MT728-W	MT738-W
	Ivory	MT728-I	MT738-I
	Light Almond	MT728-T	MT738-T*
	Gray	MT728-GY*	MT738-GY
	Black	MT728-E	MT738-E*
	Brown	MT728*	MT738*
	Blue	MT728-B	MT738-B
	Red	MT728-R*	MT738-R*

\*Available upon request; minimum quantities apply

## Type 3 Surge Protective Power Strips

### Medical Grade Power Strips

Leviton's family of medical grade power strips are designed explicitly for use in health care facilities, including patient care areas as defined by NEC (2011) Article 517. These devices also satisfy electrical safety requirements specified in NFPA 99 (2012): Health Care Facilities Code, allowing facility managers to ensure that their facilities are compliant with this safety regulation.

#### Features and Benefits

- UL 60601-1, UL 1363A, and UL 60950-1 compliant to meet all major safety regulations required for health care facilities
- All outlets are hospital grade, ensuring dependable performance
- Surge-protective models are UL 1449 3rd edition compliant, providing the ultimate protection against voltage surges that can damage or diminish the performance of sensitive electronic equipment
- NAFTA Compliant
- Heavy duty steel construction withstands the rigors of demanding environments
- Built-in overload protection shuts off the strip in case of excess power draw, and can be returned to service with the simple push of a button
- Locking safety covers are splash-resistant and protect from incidental contact with unused outlets
- Indicator lights provide visual confirmation of power and surge protection (where applicable)
- Limited lifetime warranty

#### Stock Medical Grade Power Strips

Description	Current Rating	AC Power Cord Length	Number of Outlets	Cat. No.
Surge Protected Medical Grade Power Strips	15A (12A max continuous load)	7 ft.	2	5302M-1S7
		7 ft.	4	5304M-1S7
		7 ft.	6	5306M-1S7
		15 ft.	2	5302M-1S5
		15 ft.	4	5304M-1S5
	20A (16A max continuous load)	7 ft.	2	5302M-2S7
		7 ft.	4	5304M-2S7
		7 ft.	6	5306M-2S7
		15 ft.	2	5302M-2S5
		15 ft.	4	5304M-2S5
Medical Grade Power Strips	15A (12A max continuous load)	7 ft.	2	5302M-1N7
		7 ft.	4	5304M-1N7
		7 ft.	6	5306M-1N7
		15 ft.	2	5302M-1N5
		15 ft.	4	5304M-1N5
		15 ft.	6	5306M-1N5
	20A (16A max continuous load)	7 ft.	2	5302M-2N7
		7 ft.	4	5304M-2N7
		7 ft.	6	5306M-2N7
		15 ft.	2	5302M-2N5
		15 ft.	4	5304M-2N5
		15 ft.	6	5306M-2N5



5306M-1S7



5304M-1S5

\*Minimum quantities apply.  
All items available with flying leads; surge-protected strips available with audible alarm as a special order — contact your Leviton sales representative for details

Continued on next page

# Type 3 Surge Protective Devices

Medical Grade Bracket | 5100 and 5300 Series Surge Strips



Continued from previous page

## Specifications for Medical Grade Power Strips

	Non-Surge Protected	Surge Protected	Non-Surge Protected	Surge Protected
<b>Cat. No.</b>	5302M-1N7	5302M-1S7	5302M-2N7	5302M-2S7
	5304M-1N7	5304M-1S7	5304M-2N7	5304M-2S7
	5306M-1N7	5306M-1S7	5306M-2N7	5306M-2S7
	5302M-1N5	5302M-1S5	5302M-2N5	5302M-2S5
	5304M-1N5	5304M-1S5	5304M-2N5	5304M-2S5
	5306M-1N5	5306M-1S5	5306M-2N5	5306M-2S5
<b>Electrical Specifications</b>				
Amperage	15A (12A max continuous load)		20A (16A max continuous load)	
Voltage	125V		125V	
Frequency	60Hz		60Hz	
<b>Performance Data</b>				
Maximum Leakage Current	<100µA		<100µA	
<b>Warranty</b>				
Product Warranty	Limited lifetime		Limited lifetime	

G Surge Protective Devices (SPDs)

### Medical Grade Power Strip Mounting Bracket

#### Description

Compatible with Leviton Medical Grade Power Strips. Durable powder coated aluminum, with adjustable Mounting Clamps that fit any diameter pole from .875" to 1.25"

#### Cat. No.

5300M-BKT



5300M-BKT

## 5100 and 5300 Series Type 3 Surge Protective Strips

Leviton's 5100 and 5300 Series surge protected power strips offer superior protection for any commercial, industrial, or hospital application. Our industrial strips feature robust construction, including durable metal housings, while our commercial grade strips feature a durable thermoplastic housing. They are available in two performance levels to address surge protection needs in a variety of commercial and industrial environments. Our hospital version strips feature tamper-resistant hospital grade receptacles.

### Features and Benefits

#### 5100 and 5300 Series, 6-Outlet Surge Protective Strips

- Multi-line protection (L-N, L-G, N-G)
- 6 surge protected outlets
- LEDs indicate power and protection status
- Onboard resettable circuit breaker
- Limited lifetime product warranty
- Limited lifetime connected equipment protection policy



5100-PS



5100-IPS



5300-HTS

### 5100 and 5300 Series Type 3 Surge Protective Strips

5100 and 5300 Series Type 3 Surge Strips								
Cat. No.	Application	Maximum Input Current	Joules	Alarm	Enclosure	On/Off Switch	Cord Length	
5100-PS	Commercial	15 Amp	720	—	ABS Plastic	Yes	6 Feet	
5100-S15	Commercial	15 Amp	720	—	ABS Plastic	Yes	15 Feet	
5300-PS	Commercial	15 Amp	1520	—	ABS Plastic	Yes	6 Feet	
5300-S15	Commercial	15 Amp	1520	—	ABS Plastic	Yes	15 Feet	
5100-IPS	Industrial	15 Amp	1330	Audible at protection loss	Steel	Yes	6 Feet	
5100-IS2	Industrial	20 Amp	900	Audible at protection loss	Steel	Yes	6 Feet	
5300-IPS	Industrial	15 Amp	1330	Audible at protection loss	Steel	Yes	6 Feet	
5300-H15	Hospital	15 Amp	952	—	Steel	No	15 Feet	
5300-HTS	Hospital	15 Amp	952	—	Steel	No	6 Feet	
5300-HT2	Hospital	20 Amp	952	—	Steel	No	6 Feet	

### Specifications for 5100 and 5300 Series Type 3 Surge Strips

Cat. No.	5100-IPS	5100-IS2	5300-IPS	5300-H15	5300-HTS	5300-HT2	5100-PS 5100-S15	5300-PS 5300-S15	
<b>Series</b>	<b>Industrial/Hospital</b>						<b>Commercial</b>		
<b>Electrical Specifications</b>									
Amperage	15A	20A	15A	15A	15A	20A	15A	15A	
Voltage	125VAC	125VAC	125VAC	125VAC	125VAC	125VAC	125VAC	125VAC	
Frequency	50/60Hz	50/60Hz	50/60Hz	50/60Hz	50/60Hz	50/60Hz	50/60Hz	50/60Hz	
Surge Technology	MOV	MOV	MOV	MOV	MOV	MOV	MOV	MOV	
<b>Performance Data</b>									
Maximum Continuous Operating Voltage (MCOV)	150V	150V	130V	150V	150V	150V	150V	130V	
Joules	1330J	900J	1330J	952J	952J	952J	720J	1520J	
Maximum Surge Current, per Mode (L-N)	84kA	45kA	84kA	51kA	51kA	51kA	36kA	96kA	
Noise Filtering	-5 to -25dB (@ 500K-100MHz)	-5 to -25dB (@ 50K-100MHz)	-5 to -25dB (@ 50K-100MHz)	-5 to -25dB (@ 50K-100MHz)	-5 to -25dB (@ 50K-100MHz)	-5 to -25dB (@ 50K-100MHz)	-5 to -25dB (@ 500K-100MHz)	-5 to -25dB (@ 50K-100MHz)	
Voltage Protection Rating (VPR)	L-N	600V	600V	500V	500V	500V	500V	500V	
	L-G	600V	700V	600V	700V	700V	600V	600V	
	N-G	600V	700V	600V	700V	700V	700V	500V	
<b>Warranty</b>									
Product Warranty	Limited lifetime								



# Type 3 Surge Protective Devices

S1000 and S2000 Series Surge Strips



Surge Protective Devices (SPDs)

## S1000 and S2000 Series Type 3 Surge Protective Strips

Leviton's S1000 and S2000 Series surge protected strips provide superior protection for everyday use in professional work areas and home offices, protecting computers, peripherals and other electronic devices from damaging surges, voltage transients and noise spikes.

### Features and Benefits

#### S1000 and S2000 Series Surge Protective Strips

- Diagnostic LEDs for surge protection, polarity, and ground
- Resettable circuit breaker and internal fusing circuit protection
- Audible alarm indicates loss of surge protection
- Multi-line protection (L-N, L-G, N-G)
- VELCRO® Brand fasteners
- Mounting template provided for easy installation
- Optional coax and Telco surge protection
- All units feature right angle NEMA 5-15P plug
- Limited lifetime product warranty and connected equipment protection policy



S1000-PS



S2000-PS

### S1000 and S2000 Series Type 3 Surge Protective Strips

Cat. No.	Maximum Input Current	Joules	Data Protection	Enclosure	Number of Outlets	Cord Length
S1000-PS	15 Amp	1010J	—	ABS plastic	6	6 Feet
S1000-S15	15 Amp	1010J	—	ABS plastic	6	15 Feet
S1000-PTC	15 Amp	1010J	RJ-11, Coax	ABS plastic	6	6 Feet
S2000-PS	15 Amp	2020J	—	ABS plastic	9	6 Feet
S2000-S15	15 Amp	2020J	—	ABS plastic	9	15 Feet
S2000-PTC	15 Amp	2020J	RJ-45, Coax	ABS plastic	9	6 Feet

## Specifications for S1000 and S2000 Series Type 3 Surge Strips

Cat. No.	S1000-PS, S1000-S15, S1000-PTC	S2000-PS, S2000-S15, S2000-PTC
<b>Electrical Specifications</b>		
Amperage	15A	15A
Voltage	120V	120V
Frequency	50/60Hz	50/60Hz
Surge Technology	MOV	MOV
<b>Performance Data</b>		
Maximum Continuous Operating Voltage (MCOV)	150V	150V
Joules	1010J	2020J
Maximum Surge Current, per Mode (L-N)	25kA	62.5kA
Voltage Protection Rating (VPR)	L-N: 600V L-G: 700V N-G: 700V	500V 700V 700V
Noise Filtering	-8 to -25dB (@ 100K-100MHz)	-10 to -20dB (@ 5M-100MHz)
<b>Warranty</b>		
Product Warranty	Limited lifetime	Limited lifetime
Connected Equipment Warranty	Limited lifetime	Limited lifetime

VELCRO® is a registered trademark of Velcro BVBA. Used with permission

### Type 3 Surge Protective Plug-Ins

#### 3500 Series Type 3 Wall-Mount Surge Protective Units

Leviton's plug-in surge units plug directly into a standard wall outlet to provide surge protection for up to six devices. They are ideal for immediate surge protection in tight spaces such as behind desks, book cases, sofas, and media equipment.

#### Features and Benefits

##### 3500 Series Wall-Mount Surge Protectors

- 6 surge protected outlets
- Noise filtering for reduced EMI
- Multi-line protection (L-N, L-G, and N-G)
- Illuminated LED confirms surge protection; audible alarm at protection loss
- Available in standard, telecommunications and CATV versions
- Backed by a limited 10-year warranty/lifetime limited connected equipment warranty



3500-P



3500-PC



3500-PT

#### 3500 Series Type 3 Wall-Mount Surge Protective Units

Cat. No.	Data Line Protection
3500-P	None
3500-PC	Coax
3500-PT	Telco

*Continued on next page*

#### SPOTLIGHT

#### Surge Protection

Need assistance? To learn more about how to implement an effective surge protective network have a Surge Protection Expert contact you. For more information visit [www.leviton.com/surge](http://www.leviton.com/surge).



# Type 3 Surge Protective Devices

## 3500 Series Wall-Mount Surge Plug-Ins



Continued from previous page

### Specifications for 3500 Series Type 3 Wall-Mount Surge Protective Units

Cat. No.	3500-P	3500-PC	3500-PT
<b>Electrical Specifications</b>			
Amperage	15A	15A	15A
Voltage	120V	120V	120V
Frequency	50/60Hz	50/60Hz	50/60Hz
Surge Technology	MOV	MOV	MOV
<b>Performance Data</b>			
Maximum Continuous Operating Voltage (MCOV)	130V	130V	130V
Joules	570J	570J	570J
Maximum Surge Current, per Mode	36kA	36kA	36kA
Voltage Protection Rating (VPR)	L-N	600V	600V
	L-G	700V	700V
	N-G	700V	700V
Noise Filtering	-10 to -45dB (@ 50KHz-100MHz)	-10 to -45dB (@ 50KHz-100MHz)	-10 to -45dB (@ 50KHz-100MHz)
<b>Warranty</b>			
Product Warranty	10-year limited	10-year limited	10-year limited
Connected Equipment Warranty	Limited lifetime	Limited lifetime	Limited lifetime

#### SPOTLIGHT

#### Surge Protection

Need assistance? To learn more about how to implement an effective surge protection network have a Surge Protection Expert contact you. For more information visit [www.leviton.com/surge](http://www.leviton.com/surge).



## Type 4 UL Recognized Components

### Type 4 Surge Protective Devices

Type 4 SPDs are component assemblies consisting of one or more Type 5 components — discrete component surge suppressors, such as MOVs that may be mounted on a PWB, connected by its leads or provided within an enclosure with mounting means and wiring terminations — together with a disconnect (integral or external).

### 3800 Series Type 4 Surge Protective Devices

Leviton's 3800 Series surge protective devices are designed to provide wired-in surge protection for devices in industrial and commercial equipment cabinets. These devices are suitable for 125VAC applications. Available in standard equipment or DIN Rail-Mount with terminal block for connections, or standard equipment mount with 6" long wire leads for termination and remote LED

#### Features and Benefits

##### 3800 Series UL Recognized Components

- MOV-based suppression circuitry provides optimum clamping
- Type 4 Surge Protective Devices (SPD) evaluated for use in Type 2 SPD applications
- Tested to ANSI/IEEE C62.41 and C62.45 standards for category A & B applications
- Terminal-Block accepts 14 AWG or 12 AWG conductors
- Manufactured to ISO 9001 standards
- Backed by a limited 10-year warranty



3800-DIN



3800-WM



3800-OEM

#### 3800 Series Type 4 Surge Protective Devices

Cat. No.	Description
3800-DIN	Terminal Block Connection, DIN Rail-Mounted
3800-WM	Terminal Block Connection
3800-OEM	Pigtail Connection w/ 6" lead

*Continued on next page*

# Type 4 Surge Protective Devices

UL Recognized Components



Continued from previous page

## Specifications for 3800 Series Type 4 Surge Protective Devices

Cat. No.	3800-DIN, 3800-WM, 3800-OEM
<b>Electrical Specifications</b>	
Amperage	N/A
Voltage	125VAC
Frequency	50/60Hz
Surge Technology	MOV
<b>Performance Data</b>	
Maximum Continuous Operating Voltage (MCOV)	150V
Joules Rating	680J
Nominal Discharge Current ( $I_{n}$ )	3kA
Maximum Surge Current, per Mode (per Phase)	L-N: 24kA, L-G: 12kA (36kA)
Voltage Protection Rating (VPR)	L-N: 700V, L-G: 800V, N-G: 700V
Noise Filtering	-10 to -15dB (@ 100K-100MHz)
Protection Modes	3
<b>Warranty</b>	
Product Warranty	10-year limited

### SPOTLIGHT

#### Surge Protection

Need assistance? To learn more about how to implement an effective surge protective network have a Surge Protection Expert contact you. For more information visit [www.leviton.com/surge](http://www.leviton.com/surge).



### Type 4 DIN Rail-Mount Receptacles

The DIN Rail Series provide mounting in equipment cabinets where convenient plug-in surge protection is needed. Available in 120V single and duplex outlet configurations.

#### Features and Benefits

##### Single or Duplex Receptacles

- Provide MOV-based normal mode and common mode L-N, L-G, N-G surge protection
- Hospital grade receptacle ensures a secure plug-to-receptacle connection
- LED indicator light goes off when surge protection is lost
- Audible alarm with disable/quiet switch also indicates loss of surge protection
- Outlet continues to provide power to connected load in the event of a loss of protection

### DIN Rail-Mount Receptacles — Type 4

#### DIN Rail-Mount Receptacles

Cat. No.	Description
3880-DIN	Hospital Grade Surge Protective Duplex Receptacle, Single-phase, DIN Rail-Mount

*Continued on next page*



3880-DIN



#### Related Products

For more information on our Decora Plus™ Industrial grade DIN Rail-Mount Duplex receptacles **see page C-31 in the Straight Blade Devices section.** For more information on our Industrial grade DIN Rail GFCI receptacles **see page E-9 in the GFCIs and AFCIs section.**



# Type 4 Surge Protective Devices

## DIN Rail-Mount Receptacles



Continued from previous page

### Specifications for DIN Rail-Mount Receptacles — Type 4

Cat. No.	3880-DIN
<b>Electrical Specifications</b>	
Amperage	15A
Volts	120VAC
Dielectric Voltage	Withstands 2000V per UL498
Current Limiting	Full rated current
Temperature Rise	Max 30C after 250 cycles OL at 200% rated current
<b>Performance Data</b>	
Maximum Continuous Operating Voltage (MCOV)	150V
Joules Rating	560J
Nominal Discharge Current ( $I_n$ )	3kA
Maximum Surge Current, per Mode (per Phase)	9kA (18kA)
Noise Filtering	-20 to -40dB
Voltage Protection Rating (VPR)	L-N: 500V, L-G: 600V, N-G: 600V
Short Circuit Current Rating (SCCR)	N/A
Diagnostics	Indicator light, audible alarm
Protection Modes	3
<b>Warranty</b>	
Product Warranty	10-year limited

#### SPOTLIGHT

#### Surge Protection

Need assistance? To learn more about how to implement an effective surge protective network have a Surge Protection Expert contact you. For more information visit [www.leviton.com/surge](http://www.leviton.com/surge).



## Low Voltage: Power and Data Protection

### 3800 Series Low Voltage Data Line Surge Protective Modules

Leviton's 3800 Series DC surge protective devices are designed for mounting in standard equipment cabinets where surge suppression is desired for the enclosed equipment. Compact black-box styling coordinates with other mounted equipment. The MOV-based suppression circuitry provides optimum clamping. Available in standard equipment mount and DIN Rail-Mount configurations.

#### Features and Benefits

##### 3800 Series Low-Voltage UL Recognized Components

- MOV-based suppression circuitry provides optimum clamping
- Wired-in equipment cabinet surge protection for 12V, 24V and 48VDC applications
- Terminal block connections for 22AWG to 14AWG conductors
- Manufactured to ISO 9001:2000 standards
- Backed by a limited 10-year warranty

### 3800 Series Low Voltage Power Surge Protective Modules

#### 3800 Low Voltage Data Line Surge Protective Modules

Cat. No.	Voltage Rating	Connection
3812-DIN	12VDC	Terminal Block, DIN Rail-Mount
3824-DIN	24VDC	Terminal Block, DIN Rail-Mount
3824-WM	24VDC	Terminal Block, Standard Equipment Mount
3848-DIN	48VDC	Terminal Block, DIN Rail-Mount
3848-WM	48VDC	Terminal Block, Standard Equipment Mount
3848-OEM	48VDC	Pigtail Connection, Standard Equipment Mount



3848-OEM



3848-WM



3848-DIN

### Specifications for 3800 Series Low Voltage Data Line Surge Protective Modules

Cat. No.	3812-DIN	3824-DIN, 3824-WM	3848-DIN, 3848-WM, 3838-OEM
<b>Performance Data</b>			
Maximum DC Operating Voltage	13.2VDC	26.4VDC	52.8VDC
Breakdown Voltage 100V/μsec	14.7-19.8V	33.1-38.2V	51.8-71.8V
Maximum Surge Current 10 x 1000μsec	10A	10A	10A
Maximum Capacitance	4.8μf	4.8μf	4.8μf
UL497B Clamping	21V	37V	71V
<b>Warranty</b>			
Product Warranty	10-year limited	10-year limited	10-year limited

### 3400/3800 Series Low-Voltage Data Line Surge Protective Modules

Leviton's 3400/3800 Series surge protection modules are designed to provide application-specific surge protection for factory automation and industrial control devices. They are available in various DC voltage configurations, connection types and mounting styles.

#### Features and Benefits

##### 3400/3800 Series Modules

- Designed for mounting in standard equipment cabinets
- Wired-in surge protection for PLCs and other data networking devices
- Withstands surges at PLC devices in harsh industrial and high EMI environments
- Low clamping voltage
- Manufactured to ISO 9001:2000 standards
- Backed by a limited 10-year warranty



3420-35    3803-485

#### 3400/3800 Series Low Voltage Data Line Surge Protective Modules

Cat. No.	Description	Voltage Rating	Application
3420-9	SPD with 3-Pin Header Connector, Surface Mount	9.6VDC	Devices operating on Allen-Bradley 4-20ma Signal Loop networks and other related protocols, 9V
3420-35	SPD with 3-Pin Header Connector, Surface Mount	38.5VDC	Devices operating on Allen-Bradley 4-20ma Signal Loop networks and other related protocols, 35V
3803-485	SPD with 6-Pin Header Connector, Surface Mount	9.6VDC	Devices operating on Allen-Bradley DH-485 networks and other related protocols
3803-DHP	SPD with 3-Pin Header Connector, Surface Mount	9.6VDC	Devices operating on Allen-Bradley "Blue Hose" networks and other related protocols

#### Specifications for 3400/3800 Series Low Voltage Data Line Surge Protection Modules

Cat. No.	3420-9	3420-35	3803-485	3803-DHP
<b>Performance Data</b>				
Maximum DC Operating Voltage	(-)4.5 to 4.5	30VDC (V+ to G)	(-)4.5 to 4.5	(-)4.5 to 4.5
Clamping Voltage	12Vpk	48Vpk	12Vpk	12Vpk
Maximum Surge Current	1kA	1kA	1kA	1kA
Maximum Capacitance	53pF (L-G), 53pF (L-L)	53pF (L-G), 53pF (L-L)	53pF (L-G), 53pF (L-L)	14.48pF (L-G), 7.48pF (L-L)
<b>Warranty</b>				
Product Warranty	10-year limited	10-year limited	10-year limited	10-year limited

North American Rated Plugs, Connectors

Inlets & Receptacles ..... H-2

North American Rated Accessories ..... H-11

Mechanical Interlocks ..... H-16

International Rated Plugs, Connectors

Inlets & Receptacles ..... H-21

Clock Diagram ..... H-32

Catalog Numbering System ..... H-33

IP Ratings ..... H-34

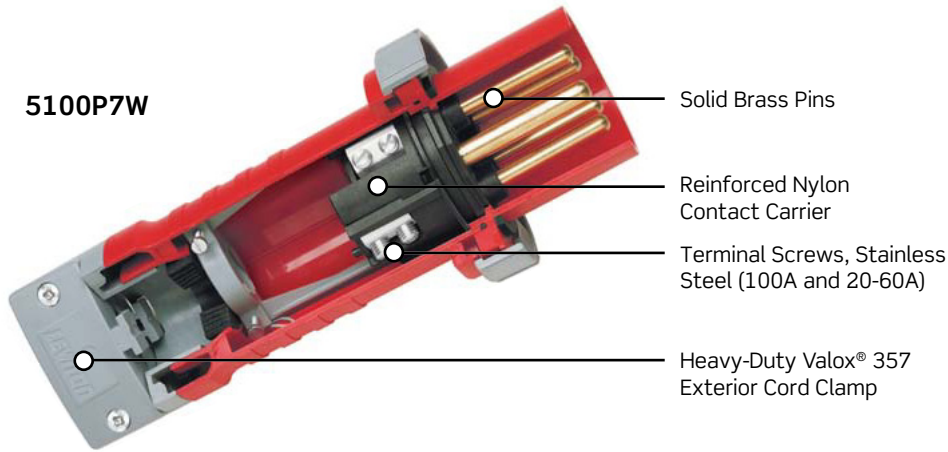




### North American Rated Devices

The Watertight Line. Superior Connection...Superior Protection

#### 5100P7W




- Solid Brass Pins
- Reinforced Nylon Contact Carrier
- Terminal Screws, Stainless Steel (100A and 20-60A)
- Heavy-Duty Valox® 357 Exterior Cord Clamp




Accepts liquid-tight conduit with adapter accessory (**page H-15**)

#### 5100C7W




- Watertight Chloroprene Onion Skin Grommet
- Rear Terminals, Raised Lettering Identification
- Calibrated, Self-Adjusting Contacts
- Front Terminals, Raised Lettering Identification
- Super-Durable Valox® 357 Housing and external cord clamp




#### Super Tough Housing

- Provides maximum protection from abuse and environment
- Heavy-wall molding of Valox® 357 resists impact, heat, flame and chemicals
- Superior performance in low-to-high ambient temperature extremes (-40°C to 60°C)
- Excellent UV stability for superior outdoor performance (UL1682)
- V-0 flammability rating
- Fully insulated
- Color-coded by voltage for easy identification



#### External Cord Clamp

- Protects terminals from strain
- Accommodates a wide variety of cord sizes
- Excellent impact strength
- Excellent UV stability for superior outdoor performance (UL1682)
- V-0 flammability rating
- Accepts wire mesh strain relief



#### Internal Cord Clamp

- Secondary method for eliminating strain on terminals and conductors
- True IEC 60309-1 & 60309-2 acceptance
- Constructed of sturdy thermoplastic for tough environments
- Removes easily for user convenience



#### Spring Loaded Cover, Cover Arm, & Locking Rings

- Rings lock plug to connector
- Spring loaded cover closes automatically
- "Performance grade" Stainless Steel cover spring for superior corrosion-resistance and long life
- Excellent UV stability for outdoor use
- V-0 flammability rating
- Interior arm design in 60 and 100 amp helps eliminate breakage



#### Gasket/Grommet

- Prevents moisture, dust, and contaminants from entering housing or pin/contact carrier
- Solid chloroprene for positive seal and excellent chemical/corrosion-resistance
- Onion skin design on grommet provides precise watertight fit, eliminating the need to choose from multiple grommets that may not fit the cable jacket precisely

Valox® is a registered trademark of SABIC


## Features and Benefits

- Rugged housing, made of superior performance Valox® 357, provides maximum corrosion protection and makes the device more resistant to impact, abuse and temperature extremes. V-0 flame rated and superior UV stability
- Contact carrier resists arcing and internal heat build up; 60A and 100A contact/pin carriers are made of reinforced nylon for even greater strength and temperature resistance
- Zinc-coated steel terminal screws on 20A and 30A devices
- Brass terminal screws on 60A devices
- Dependable, clean brass construction for long life, reliable electrical contact, maximum conductivity, and corrosion resistance
- Watertight chloroprene onion skin grommet provides a precise, reliable seal at the cable entry point
- Ground, neutral and phase terminals are clearly identified by color coding or letters and numbering on both front and back sides
- Multiple contact points assure a continuously reliable electrical connection
- Engineered to IP67 watertight and IP69K high-pressure, high-temperature washdown standards
- North American Rated Devices 20A, 30A, 60A and 100A
- Meets North American IEC 60309-1 and 60309-2 Standards
- UL Rated for both 50Hz and 60Hz applications
- Rockwell Automation Encompass™ Product Partner
- Backed by a limited 2-year warranty




**Pin & Contact Carrier, 60 & 100 Amp**

- Protects pins and contacts, holding them firmly in place
- Pin carrier and contact carrier constructed of glass fiber reinforced nylon for maximum impact resistance and maximum protection of pins and contacts
- Superior arc-tracking resistance
- Excellent heat-resistance and flame resistance
- Chamfered wire entry makes wiring easier




**Pin & Contact Carrier, 20 & 30 Amp**

- Pin carrier and contact carrier constructed of nylon for maximum impact resistance and maximum protection of pins and contacts
- Terminal screws are aligned on a single plane for easier access
- Internal hinged cord clamp adds strain-relief and swings aside when wiring terminals
- Large diameter combination head terminal screws



**Pins**

- Designed for manageable insertion/withdrawal force
- Clean brass construction resists corrosion, provides superior contact and low electrical resistance
- Rounded tips reduce insertion force and decrease wear on the contact surface area



**Sleeves (Contacts)**

- Designed for manageable insertion/withdrawal force
- Clean brass construction resists corrosion, provides superior contact and low electrical resistance
- Self-adjusting, machine-calibrated contacts for accurate contact pressure designed for superior wiping and cleaning action
- Made from high performance Swedish Industrial Standard (SIS) Brass 5170-04
- Positioned at sleeve entrance, stainless steel spring enables pin cleaning at earliest point of entry



**Terminal Screws**

- Engineered to provide maximum holding power and lowest electrical resistance
- Accepts a wide range of conductors
- Double screws ensure secure connection
- Direct bearing pressure terminals for 20, 30 and 60 Amp ratings; pressure clamp termination for 100 Amp devices



### 20A and 30A Watertight Pin & Sleeve Devices – North American Rated



Plug — 320P4W



Connector — 320C4W



Receptacle — 420R9W



Inlet — 420B9W

#### Features and Benefits

- Engineered to IP67 watertight and IP69K high-pressure, high-temperature washdown standards
- Meet North American IEC 60309-1 and 60309-2 Standards
- Backed by a limited 2-year warranty

#### 20A and 30A Watertight Pin & Sleeve Devices

Amps	Wiring	Voltage AC	Color	Connector/ Receptacle	Plug/Inlet	Cat. No. Plug	Cat. No. Connector	Cat. No. Receptacle	Cat. No. Inlet
20	2p3w	125	Yellow			320P4W	320C4W	320R4W	320B4W
		250	Blue			320P6W	320C6W	320R6W	320B6W
		480	Red			320P7W	320C7W	320R7W	320B7W
	3p4w	125/250	Orange			420P12W	420C12W	420R12W	420B12W
		3Ø250	Blue			420P9W	420C9W	420R9W	420B9W
		3Ø480	Red			420P7W	420C7W	420R7W	420B7W
		3Ø600	Black			420P5W	420C5W	420R5W	420B5W
	4p5w	3ØY120/208	Blue			520P9W	520C9W	520R9W	520B9W
		3ØY277/480	Red			520P7W	520C7W	520R7W	520B7W
3ØY347/600		Black			520P5W	520C5W	520R5W	520B5W	
30	2p3w	125	Yellow			330P4W	330C4W	330R4W	330B4W
		250	Blue			330P6W	330C6W	330R6W	330B6W
		480	Red			330P7W	330C7W	330R7W	330B7W
	3p4w	125/250	Orange			430P12W	430C12W	430R12W	430B12W
		3Ø250	Blue			430P9W	430C9W	430R9W	430B9W
		3Ø480	Red			430P7W	430C7W	430R7W	430B7W
		3Ø600	Black			430P5W	430C5W	430R5W	430B5W
	4p5w	3ØY120/208	Blue			530P9W	530C9W	530R9W	530B9W
		3ØY277/480	Red			530P7W	530C7W	530R7W	530B7W
		3ØY347/600	Black			530P5W	530C5W	530R5W	530B5W

#### Back Boxes 20A & 30A

##### Valox®

BX230-V  
**20A & 30A,**  
 no adapter  
 plate required



##### Metallic

BX230-M  
**20A & 30A,**  
 15° Angle  
 Back Box



## 60A and 100A Watertight Pin & Sleeve Devices — North American Rated



Plug — 4100P12W



Connector — 4100C12W



Receptacle — 360R6W



Inlet — 360B7W

### Features and Benefits

- Engineered to IP67 watertight and IP69K high-pressure, high-temperature washdown standards
- Meet North American IEC 60309-1 and 60309-2 Standards
- Backed by a limited 2-year warranty

### 20A and 30A Watertight Pin & Sleeve Devices

Amps	Wiring	Voltage AC	Color	Connector/Receptacle	Plug/Inlet	Cat. No. Plug	Cat. No. Connector	Cat. No. Receptacle	Cat. No. Inlet	
60	2p3w	125	Yellow			360P4W	360C4W	360R4W	360B4W	
		250	Blue			360P6W	360C6W	360R6W	360B6W	
		480	Red			360P7W	360C7W	360R7W	360B7W	
	3p4w	125/250	Orange			460P12W	460C12W	460R12W	460B12W	
		3Ø250	Blue			460P9W	460C9W	460R9W	460B9W	
		3Ø480	Red			460P7W	460C7W	460R7W	460B7W	
		3Ø600	Black			460P5W	460C5W	460R5W	460B5W	
	4p5w	3ØY120/208	Blue			560P9W	560C9W	560R9W	560B9W	
		3ØY277/480	Red			560P7W	560C7W	560R7W	560B7W	
		3ØY347/600	Black			560P5W	560C5W	560R5W	560B5W	
	100	2p3w	125	Yellow			3100P4W	3100C4W	3100R4W	3100B4W
			250	Blue			3100P6W	3100C6W	3100R6W	3100B6W
480			Red			3100P7W	3100C7W	3100R7W	3100B7W	
3p4w		125/250	Orange			4100P12W	4100C12W	4100R12W	4100B12W	
		3Ø250	Blue			4100P9W	4100C9W	4100R9W	4100B9W	
		3Ø480	Red			4100P7W	4100C7W	4100R7W	4100B7W	
		3Ø600	Black			4100P5W	4100C5W	4100R5W	4100B5W	
4p5w		3ØY120/208	Blue			5100P9W	5100C9W	5100R9W	5100B9W	
		3ØY277/480	Red			5100P7W	5100C7W	5100R7W	5100B7W	
		3ØY347/600	Black			5100P5W	5100C5W	5100R5W	5100B5W	

### Back Boxes for 60A & 100A

#### Valox®

BX60-V  
60A, adapter plate included



BX100-V  
100A, adapter plate included



#### Metallic

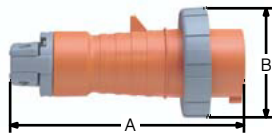
BX60-M  
60A, 15° Angle



BX100-M  
100A, 15° Angle



### Plugs — North American Rated



20A, 30A Plug



60A, 100A Plug


#### Dimensions for Plugs

Cat. No.	Amps	Unit (inches)		Unit (mm)		Cord Grip Range (Inches)	Cord Grip Range (mm)
		A	B	A	B		
320P	20	5.83	2.80	148	71	0.350 -0.860	9 - 22
420P	20	6.46	3.11	164	79	0.350 -0.860	9 - 22
520P	20	6.61	3.43	168	87	0.437 -1.187	11 - 30
330P	30	6.85	3.70	174	94	0.437 -1.187	11 - 30
430P	30	6.85	3.70	174	94	0.437 -1.187	11 - 30
530P	30	7.40	3.98	188	101	0.437 -1.450	11 - 37
360P	60	10.83	4.49	275	114	0.670 -1.625	17 - 41
460P	60	10.83	4.49	275	114	0.670 -1.625	17 - 41
560P	60	10.83	4.49	275	114	0.670 -1.625	17 - 41
3100P	100	12.3	5.00	312	127	0.950 -1.875	24 - 48
4100P	100	12.3	5.00	312	127	0.950 -1.875	24 - 48
5100P	100	12.3	5.00	312	127	0.950 -1.875	24 - 48

### Connectors — North American Rated



20A, 30A Connector




60A, 100A Connector

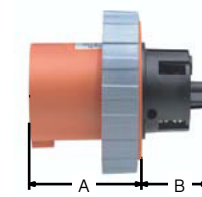
#### Dimensions for Connectors

Cat. No.	Amps	Unit (inches)		Unit (mm)		Cord Grip Range (Inches)	Cord Grip Range (mm)
		A	B	A	B		
320C	20	6.73	3.19	171	81	0.350 -0.860	9 - 22
420C	20	7.36	3.46	187	88	0.350 -0.860	9 - 22
520C	20	7.95	3.82	202	97	0.437 -1.187	11 - 30
330C	30	7.95	4.02	202	102	0.437 -1.187	11 - 30
430C	30	7.95	4.02	202	102	0.437 -1.187	11 - 30
530C	30	8.27	4.29	210	109	0.437 -1.450	11 - 37
360C	60	11.26	4.41	286	112	0.670 -1.625	17 - 41
460C	60	11.26	4.41	286	112	0.670 -1.625	17 - 41
560C	60	11.26	4.41	286	112	0.670 -1.625	17 - 41
3100C	100	12.8	4.84	325	123	0.950 -1.875	24 - 48
4100C	100	12.8	4.84	325	123	0.950 -1.875	24 - 48
5100C	100	12.8	4.84	325	123	0.950 -1.875	24 - 48

### Inlets — North American Rated



20A, 30A Inlet




60A, 100A Inlet

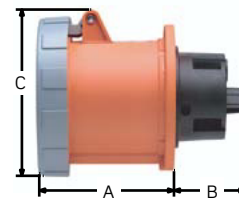
#### Dimensions for Inlets

Cat. No.	Amps	Unit (inches)		Unit (mm)	
		A	B	A	B
320B	20	1.85	0.39	47	10
420B	20	2.09	0.39	53	10
520B	20	2.32	0.39	59	10
330B	30	2.36	0.47	60	12
430B	30	2.36	0.47	60	12
530B	30	2.64	0.47	67	12
360B	60	3.15	1.97	80	50
460B	60	3.15	1.97	80	50
560B	60	3.15	1.97	80	50
3100B	100	3.50	2.21	89	56
4100B	100	3.50	2.21	89	56
5100B	100	3.50	2.21	89	56

### Receptacles — North American Rated



20A, 30A Receptacle



60A, 100A Receptacle

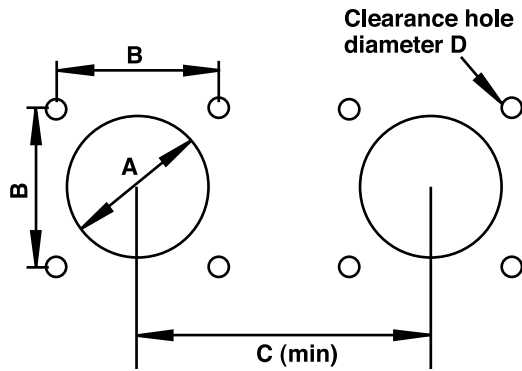
#### Dimensions for Receptacles

Cat. No.	Amps	Unit (inches)			Unit (mm)		
		A	B	C	A	B	C
320R	20	1.77	2.24	3.74	45	57	95
420R	20	1.77	2.24	3.74	45	57	95
520R	20	1.85	2.24	3.90	47	57	99
330R	30	2.20	2.40	4.10	56	61	104
430R	30	2.20	2.40	4.10	56	61	104
530R	30	2.20	2.44	4.37	56	62	111
360R	60	3.50	1.89	4.37	89	48	111
460R	60	3.50	1.89	4.37	89	48	111
560R	60	3.50	1.89	4.37	89	48	111
3100R	100	3.94	2.28	4.80	100	58	122
4100R	100	3.94	2.28	4.80	100	58	122
5100R	100	3.94	2.28	4.80	100	58	122

### Inlets & Receptacles Drilling Plans — North American Rated

Drilling Plans for Inlets & Receptacles								
Device Size	Device	A		B		C (min)		D
		inches	mm	inches	mm	inches	mm	
20A; 3-wire:	Receptacle	2.13	54	3.12	79.5	3.94	100	#8
	Inlet	1.93	49	3.12	79.5	3.35	85	#8
20A; 4-wire:	Receptacle	2.52	64	3.12	79.5	4.33	110	#8
	Inlet	2.32	59	3.12	79.5	3.94	100	#8
20A; 5-wire:	Receptacle	2.87	73	3.12	79.5	3.94	100	#8
	Inlet	2.32	59	3.12	79.5	3.94	100	#8
30A; 3-wire:	Receptacle	2.99	76	3.12	79.5	5.12	130	#8
	Inlet	2.56	65	3.12	79.5	4.53	115	#8
30A; 4-wire:	Receptacle	2.99	76	3.12	79.5	5.12	130	#8
	Inlet	2.56	65	3.12	79.5	4.53	115	#8
30A; 5-wire:	Receptacle	3.11	79	3.12	79.5	5.71	145	#8
	Inlet	2.56	65	3.12	79.5	4.53	115	#8
60A	All	2.76	70	2.40	61	6.69	170	#8
100A	All	3.19	81	2.80	71	7.87	200	#8

#### Drilling Plans



#### SPOTLIGHT

#### Industrial Devices

For over 110 years, Leviton has been helping businesses power their equipment safely, reliably, and efficiently. The Leviton line of rugged industrial electrical products comprises devices rated up to 1100A at 1000V, and includes devices with watertight and dust-tight ratings. For more information on Industrial devices visit us online at [www.leviton.com/industrial](http://www.leviton.com/industrial).



## UL 1682 & 1686 Performance Specifications — North American Rated

Electrical		
Category	Specifications	
Dielectric Voltage	Devices rated $\leq 300V$ : 2000V for 1 min. Devices rated $> 300V$ : 3000V for 1 min.	
Insulation Resistance	500V for 1 min. insulation resistance $\geq 5$ megohms	
Ground Path Current	Apply high current for short time and maintain continuity	
Overload	150% of rated current and 100% of rated voltage for 50 cycles (Power factor 0.75-0.80)	
Current Interrupting	Certified for current interrupting at full-rated current and voltage	
Temperature Rise	Max 30°C rise at full rated current (after overload)	
Resistance to Arcing	Continuation of overload for additional 200 cycles	
Endurance with Load	Device	# Cycles with Load
	20A	5000 Rated Current, Voltage
	30A, 60A	1000 Rated Current, Voltage
	100A	250 Rated Current, Voltage
	(Power Factor 0.75 - 0.80)	

Mechanical		
Category	Specifications	
Mold Stress Relief	70°C for 7 hrs	
Humidity	32°C, 93% humidity, 168 hrs	
Cable Secureness	Pull force and apply torque for 1 minute	
Impact	Drop from 30" 8 times after conditioning to -25°C, for 6 hrs	
Crush	250 lbs for 1 min after -25°C for 6 hrs	
Withdrawal Force	Pull for one minute	
Strength of Insulating Base and Support	110% of specified tightening torque on terminal screws	
Polarization Integrity	Matching devices will not mate so that ground is energized even when polarization feature is removed and 40-lb insertion force applied	
Endurance with Load	Device	Total # Cycles (connect & disconnect)
	20A	5000
	30A, 60A	2000
	100A	500

Environmental	
Category	Specifications
Flammability	V-2 or better on 20 and 30 Amp devices per UL 94 or CSA 22.2 #0.6 ; V-0 on 60 and 100 Amp devices
Resistance to Corrosion	Ferrous parts immersed in 10% ammonium chloride solution at 20°C for 10 min.
Moisture Resistance per UL 1682	Watertight: Device immersed for 24 hrs in 5 cm of 25°C water Splashproof: 1" dia. water stream at 15 PSI from 10 ft. for 5 minutes
UV Resistance	Exposed plastic materials are UV stabilized

Continued on next page



460P7W



460C12W



Continued from previous page

### UL 1682 & 1686 Performance Specifications – North American Rated

#### Short-Time Grounding Test Currents

Device Rating Amps	Minimum Size Equipment Grounding Conductor (Copper)		Time Seconds	Test Current Amps
	AWG	(mm <sup>2</sup> )		
20	12	(3.3)	4	470
30	10	(5.3)	4	750
60	10	(5.3)	4	750
100	8	(8.4)	4	1180

Ground-path integrity is of critical importance to safe operation of industrial equipment. Leviton pin and sleeve devices are tested by applying a test current through their ground path that far exceeds the device rating. All devices are properly wired and connected to line current at rated values. Then the ground path is subjected to a dramatic, sudden increase in current for 4 seconds. In all cases, the ground pin, sleeve and terminals of the devices must sustain the test current, continue to function properly, and show no evidence of damage or deterioration in any electrical or mechanical elements of the ground path. Test current values and test parameters are displayed in the above chart

#### Cord Secureness Test Values

Device Rating Amps	Force		Torque		Maximum Displacement	
	lb	N	ft-lb	N • M	inches	mm
20	30	133	0.4	0.54	≤3/32	2.38
30	75	333	0.5	0.68	≤3/32	2.38
60	150	667	1.0	1.4	≤3/32	2.38
100	150	667	2.0	2.7	≤3/32	2.38

Heavy cord stress is typical of industrial applications. To assure you of top performance, Leviton pin and sleeve devices are subjected to a punishing series of tests to confirm they can absorb heavy cord pulls. The cord conductors wired to devices are simultaneously twisted and pulled. Values for the applied twisting torque and force of pull are shown above. In all cases, the cord displacement is less than 3/32 inches

#### Minimum Withdrawal Force

Device Rating Amps	Minimum Withdrawal Force	
	lb	N
20	5	22
30	6	27
60	15	67
100	20	89

In industrial settings, inadvertent disconnection of power can be troublesome at best, dangerous at worst, and unacceptable in any case. To verify that Leviton pin and sleeve plugs and connectors remain securely connected, they are tested to establish the minimum force required for withdrawal. In establishing these minimum withdrawal forces, the plugs and connectors are properly mated, but not locked, with locking rings or other mechanical means. The pins and sleeves provide the only resistance to the force of withdrawal. In all cases, the values in the table above show the minimum force required to separate the plugs and connectors

#### SPOTLIGHT

#### Powerswitch® Industrial Switches & Motor Controls

*Our industrial switches and motor controls are designed for the most extreme environments. We know how important it is to ensure safe and reliable electrical performance that will decrease downtime, while providing protection from washdown and corrosion to keep your facility running smoothly. For more information on safety disconnect switches visit [www.leviton.com/powerswitch](http://www.leviton.com/powerswitch).*



### Accessories

#### Back Boxes — North American Rated



BX230-V



BX100-V  
(Same Geometry as BX60-V)



BX230-M



BX100-M



BX60-M

#### Back Boxes for Watertight Inlets and Receptacles

Non-Metallic (Valox®)			Metallic	
Application	Hub Size Used (inches)	Cat. No.	Application	Cat. No.
20A & 30A, No Adapter Plate Required*	1.0	BX230-V	20A & 30A, 15° Angle	BX230-M
60A, Adapter Plate Included*	1.5	BX60-V	60A, 15° Angle	BX60-M
100A, Adapter Plate Included*	2.0	BX100-V	100A, 15° Angle	BX100-M

\*Hubs sold separately

#### Dimensions for Non-Metallic Valox® Back Boxes

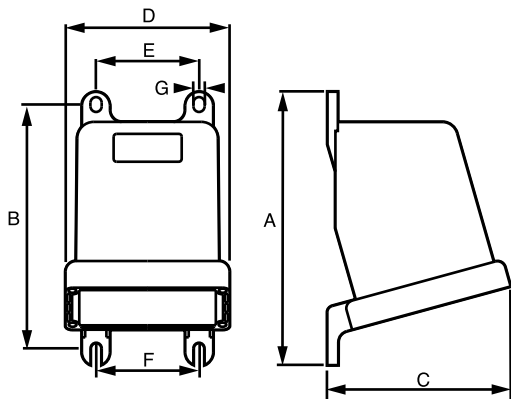
Description	Unit	A	B	C	D	E	F	G
20A & 30A	inch	6.69"	5.91"	4.53"	3.90"	2.35"	2.35"	0.25"
	mm	170.0	150.0	115.0	99.0	60.0	60.0	6.5
60A	inch	7.68"	6.92"	5.20"	4.65"	2.99"	2.99"	0.31"
	mm	195.0	176.0	132.0	118.0	76.0	76.0	8.0
100A	inch	8.23"	7.39"	6.30"	5.71"	3.99"	3.33"	0.33"
	mm	209.0	188.0	160.0	145.0	101.0	84.5	8.5

Valox® is a registered trademark of SABIC

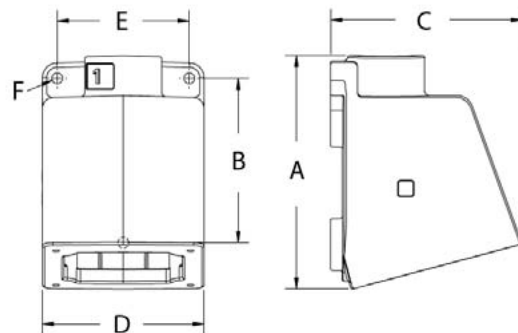
#### Dimensions for Metallic Back Boxes

Description	Unit	A	B	C	D	E	F
20A & 30A	inch	5.28"	3.80"	4.29"	3.75"	3.06"	0.25"
	mm	134.11	96.52	108.97	95.25	77.72	6.35
60A	inch	7.39"	5.99"	5.65"	4.52"	3.63"	0.25"
	mm	187.71	152.15	143.51	114.81	92.20	6.35
100A	inch	8.46"	6.59"	7.06"	5.50"	4.90"	0.25"
	mm	214.88	167.38	179.32	139.7	124.46	6.35

#### Non-Metallic Back Boxes



#### Metallic Back Boxes



## Replacement Valox® Adapter Plates — North American Rated



AP60



AP100

### Replacement Valox® Adapter Plates for Leviton and Hubbell Back Boxes

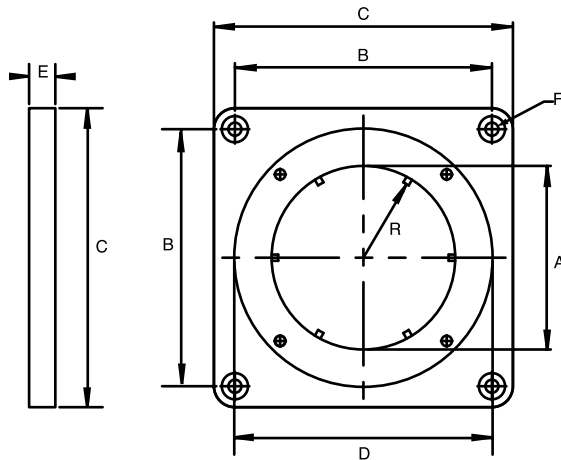
Application	Cat. No.
60A Watertight Inlets & Receptacles	AP60
100A Watertight Inlets & Receptacles	AP100

### Dimensions for Valox® Adapter Plates

Description	Unit	A	B	C	D	E	F	R
60A	inch	2.76	3.86	4.50	3.88	.40	.20	1.28
	mm	70	98	114	98.5	10	5	32.5
100A	inch	3.23	4.88	5.50	4.60	.40	.22	1.50
	mm	82	124	140	117	10	5.5	38

Valox® is a registered trademark of SABIC

### Adapter Plates



### Watertight Hubs With Insulated Throat — North American Rated

Conduit hubs of die-cast zinc provide a positive ground with insulated throats to prevent wire abrasion. Embedded O-ring ensures a watertight seal.



HUB-200 Front



HUB-200 Back

#### Watertight Hubs for Mechanical Interlocks and Back Boxes

Description	Size (inches)	Cat. No.
Die-cast zinc conduit hubs w/ insulated throat and embedded O-ring	0.75	HUB-034
	1.0	HUB-100
	1.25	HUB-114
	1.5	HUB-112
	2.0	HUB-200

### Protective Closure Caps



PC420



PC60



PC100

#### Protective Closure Caps for Plugs and Inlets

Application North American	Application International	Cat. No. Watertight
20A, 3-Wire	16A, 3-Wire	PC320
20A, 4-Wire	16A, 4-Wire	PC420
20A, 5-Wire	16A, 5-Wire	PC520
30A, 3-, 4-Wire	32A, 3-, 4-Wire	PC3430
30A, 5-Wire	32A, 5-Wire	PC530
All 60A	All 63A	PC60
All 100A	All 125A	PC100

## Lockout/Tagout – North American Rated



PLG1



In Use With PLUG



In Use With INLET

### Lockout/Tagout for Pin and Sleeve Devices

#### Application

Can be used for any IEC 60309-1 and 60309-2 pin and sleeve plugs or inlets

#### Cat. No.

PLG1

## Replacement Watertight Closure Kit – North American Rated



CA520



CA100

### Replacement Watertight Closure Cover Kit for Connectors and Receptacles

#### Application

20A, 3-wire

20A, 4-wire

20A, 5-wire

30A, 3-, 4-wire

30A, 5-wire

All 60A

All 100A

#### Cat. No.

CA320

CA420

CA520

CA343

CA530

CA060

CA100

## Replacement Watertight Locking Ring — North American Rated



RA420



RA100

### Replacement Watertight Locking Ring for Plugs and Inlets

Application	Cat. No.
20A, 3-wire	RA320
20A, 4-wire	RA420
20A, 5-wire	RA520
30A, 3-, 4-wire	RA343
30A, 5-wire	RA530
All 60A	RA060
All 100A	RA100


### Replacement Grommets for Plugs and Connectors

Application	Cat. No.
20A, 3-, 4-wire	GROMT-020
20A, 5-wire: 30A, 3-, 4-wire	GROMT-023
30A, 5-wire	GROMT-030
All 60A	GROMT-060
All 100A	GROMT-100

## Liquid-Tight Adapters — North American Rated



L7902 Straight Male Liquid-Tight Grip  
for use with flexible metal conduit



SAD125

### Liquid-Tight Adapters for Plugs and Connectors

Application	NPT Size Adapter	Cat. No. Adapter	Cat. No. Straight Male Fitting
20A, 3-, 4-wire	1/2" NPT	SAA12	L7902
20A, 5-wire	1/2" NPT	SAB12	L7902
30A, 3-, 4-wire	3/4" NPT	SAB34	L7903
30A, 5-wire	3/4" NPT	SAC34	L7903
30A, 5-wire	1" NPT	SAC100	L7904
60A, All	1 1/4" NPT	SAC125	L7905
100A, All	1 1/4" NPT	SAD125	L7905




## Powerswitch® Mechanical Interlocks — North American Rated

Powerswitch® Mechanical Interlock devices incorporate a safety disconnect switch and IEC receptacle in a non-metallic watertight enclosure. The interlock mechanism prevents making and breaking of power under load. The switch cannot be actuated to the ON position until an IEC compatible plug is fully inserted and the plug cannot be removed until the switch is in the OFF position. The complete IEC 60309-1 and 60309-2 system of plugs, connectors, inlets and mechanical interlock devices can be used for both retrofit and new installations for enhanced safety and performance in critical power connections.

### Features and Benefits

- 20A, 30A, 60A non-fused and fused
- 100A non-fused and breakered
- Fused models accept “Class J” time-delay fuses
- Engineered to IP67 watertight and IP69K high-pressure, high-temperature washdown standards
- Backed by a limited 2-year warranty


### 420MF9W



- Liquid-tight conduit fitting can be installed for top or bottom feed. Conduit hub sold separately
- Stainless steel screws are captive and will not fall out when cover is opened
- Red “pistol grip” handle provides visual confirmation of switch’s status
- Integrated lockout handle meets OSHA safety regulations
- Impact, UV and chemical-resistant Valox® enclosure rated to UL and IEC watertight standards
  - Type 3R, 4X & 12K
  - IP67 & IP69K
- Circuit identification pad for identifying specific equipment loads
- Color-coded receptacle cover indicates voltage rating of device and seals against water and other contaminants when not in use

Valox® is a registered trademark of SABIC

### 420MF9W



- Pre-wired grounding plate connects to metal conduit grounding system
- Generous wiring space for drip loop or top to bottom wiring
- Brass threaded inserts will not strip, provide higher torque, and form tighter seal between back box and cover
- Disconnect switch with integrated fuse holder offers proven performance in a compact package
  - Fused cartridges accept “Class J” fuses (not included)
  - One factory installed auxiliary contact (normally opened – 10A)
  - Additional auxiliary contact available
  - Easily accessible neutral and ground terminal blocks
- Pre-wired IEC receptacle accepts all manufacturer’s IEC 60309-2 plugs
- Rugged hinge mechanism pivots 180° for easy access during installation and maintenance

## North American Watertight Breakered Mechanical Interlocks – 20A, 30A, 60A and 100A

### Features and Benefits

- Enclosures are rated Type 3R, 4X & 12K, IP67 & IP69K
- Listed to UL 231 and 1686
- Certified to CSA Standard C22.2 number 182.1 and 14
- Classified to IEC Standards 60309-1 and 60309-2
- CE marking per low-voltage directives 73/23/EEC and 93/68/EEC
- Switches are listed to UL 60947-4-1 for non-fused and UL 98 for fused models (including 100A non-fused) and breakered models

### 4100MB9W

Stainless steel screws are captive and will not fall out when cover is opened

Red “pistol grip” handle provides visual confirmation of switch’s status: ON, OFF, TRIPPED

Integrated lockout handle meets OSHA safety regulations

Circuit identification pad for means of identifying specific equipment loads

Color-coded receptacle cover indicates voltage rating of device and seals against water and other contaminants when receptacle is not in use



Generous wiring space for drip loop or top to bottom wiring

Brass threaded inserts resist stripping, provide higher torque, and form tighter seal between back box and cover

Circuit breaker integrated into switch provides overload protection

Rugged hinge mechanism pivots 180° for easy access during installation and maintenance

Liquid-tight conduit fitting can be installed for top or bottom feed. Four mounting feet and grounding plate included



Pre-wired IEC receptacle accepts all manufacturers' IEC 60309-2 plugs

# Mechanical Interlocks

North American Rated | 20A and 30A | **Industrial**



Continued from previous page

## North American Watertight Mechanical Interlocks — Fused and Non-Fused

### 20A and 30A — Type 3R, 4X & 12K, IP67 & IP69K

Amp	Wiring	Voltage AC	Color	Receptacle Config.	Plug Config.	Cat. No. Non-Fused Mech. Interlock	HP Rating	Cat. No. Fused Mech. Interlock	HP Rating	Cat. No. Use Plug
<b>20</b>	2p3w	240	Blue			320MI6W	3	—	—	320P6W
	2p3w	480	Red			320MI7W	5	—	—	320P7W
	3p4w	125/250	Orange			420MI12W	*	420MF12W	*	420P12W
	3p4w	3Ø240	Blue			420MI9W	10	420MF9W	5	420P9W
	3p4w	3Ø480	Red			420MI7W	20	420MF7W	10	420P7W
	3p4w	3Ø600	Black			420MI5W	25	420MF5W	15	420P5W
	4p5w	3ØY120/208	Blue			520MI9W	10	—	—	520P9W
	4p5w	3ØY277/480	Red			520MI7W	20	—	—	520P7W
	4p5w	3ØY347/600	Black			520MI5W	25	—	—	520P5W
<b>30</b>	2p3w	240	Blue			330MI6W	5	—	—	330P6W
	2p3w	480	Red			330MI7W	10	—	—	330P7W
	3p4w	125/250	Orange			430MI12W	*	430MF12W	*	430P12W
	3p4w	3Ø240	Blue			430MI9W	10	430MF9W	7.5	430P9W
	3p4w	3Ø480	Red			430MI7W	20	430MF7W	15	430P7W
	3p4w	3Ø600	Black			430MI5W	25	430MF5W	20	430P5W
	4p5w	3ØY120/208	Blue			530MI9W	10	—	—	530P9W
	4p5w	3ØY277/480	Red			530MI7W	20	530MF7W	15	530P7W
	4p5w	3ØY347/600	Black			530MI5W	25	530MF5W	20	530P5W

\*Consult factory for your specific application



420MF9W



560MI7W



5100MI9W

## North American Watertight Mechanical Interlocks — Fused and Non-Fused

60A — Type 3R, 4X & 12K, IP67 & IP69K										
Amp	Wiring	Voltage AC	Color	Receptacle Config.	Plug Config.	Cat. No. Non-Fused Mech. Interlock	HP Rating	Cat. No. Fused Mech. Interlock	HP Rating	Cat. No. Use Plug
<b>60</b>	2p3w	240	Blue			360MI6W	10	360MF6W	*	360P6W
	2p3w	480	Red			360MI7W	20	—	—	360P7W
	3p4w	125/250	Orange			460MI12W	*	460MF12W	*	460P12W
	3p4w	3Ø240	Blue			460MI9W	20	460MF9W	15	460P9W
	3p4w	3Ø480	Red			460MI7W	40	460MF7W	30	460P7W
	3p4w	3Ø600	Black			460MI5W	40	460MF5W	50	460P5W
	4p5w	3ØY120/208	Blue			560MI9W	20	560MF9W	15	560P9W
	4p5w	3ØY277/480	Red			560MI7W	40	—	—	560P7W
	4p5w	3ØY347/600	Black			560MI5W	40	—	—	560P5W

\*Consult factory for your specific application.  
Fused models accept "Class J" Time-delay fuses

## North American Watertight Mechanical Interlocks — Non-Fused and Breakered

100A — Type 3R, 4X & 12K, IP67 & IP69K										
Amp	Wiring	Voltage AC	Color	Receptacle Config.	Plug Config.	Cat. No. Non-Fused Mech. Interlock	HP Rating	Cat. No. Breakered Mech. Interlock	HP Rating	Cat. No. Use Plug
<b>100</b>	2p3w	125	Yellow			3100MI4W	*	—	—	3100P4W
	2p3w	240	Blue			3100MI6W	15	—	—	3100P6W
	2p3w	480	Red			3100MI7W	25	—	—	3100P7W
	3p4w	125/250	Orange			4100MI12W	*	—	—	4100P12W
	3p4w	3Ø240	Blue			4100MI9W	30	4100MB9W	30	4100P9W
	3p4w	3Ø480	Red			4100MI7W	50	4100MB7W	50	4100P7W
	3p4w	3Ø600	Black			4100MI5W	50	—	—	4100P5W
	4p5w	3ØY120/208	Blue			5100MI9W	25	5100MB9W	25	5100P9W
	4p5w	3ØY277/480	Red			5100MI7W	50	—	—	5100P7W
	4p5w	3ØY347/600	Black			5100MI5W	50	—	—	5100P5W

\*Consult factory for your specific application

Continued on next page

# Mechanical Interlocks

North American Rated | Performance Specifications | **Industrial**



Continued from previous page

## Performance Specifications for North American Watertight Mechanical Interlocks

Electrical			
Description	Device	Current Applied	Duration
Ground Path Integrity	20A	40A	2 min.
	30A	60A	2 min.
	60A	120A	4 min.
	100A	200A	6 min.
Current Interrupting	Certified for current interrupting at full-rated current and voltage		
Endurance	6000 operations at rated current and voltage (Power Factor 0.75 — 0.80)		
Dielectric	1000 V plus rated voltage for 1 minute		

Mechanical	
Description	Result
Mold Stress Relief	70°C for 7 hours
Crush	100 lb
Impact	1.2 lb steel ball dropped from 5 ft
Cold Impact	Same as above, after conditioning to -35°C
Strength of Insulating Base and Support	110% of specified tightening torque on terminal screws
Pullout	18 lb pull on internal wires

Environmental	
Description	Result
Flammability	No 0.6; V-0 for watertight enclosure
Rain (3R) per UL 50	Water spray @ 5 PSI from all sides for 1 hr
Hosedown (4X) per UL 50	Water spray @ 65 gal/minute for 5 minutes
Dust (12K) per UL 50	Cement Dust Circulated @ 1000 ft/minute for 5 minutes
Gasket Aging	70°C for 168 hours
UV Resistance	Exposed plastic materials are UV stabilized
Operating Temperature	-40°C to +60°C (-40°F to +140°F)

## International Rated Devices

### Plugs, Connectors, Inlets & Receptacles

Leviton offers international rated pin and sleeve devices in 16, 32, 63 and 125 Amps and are available in two different ingress protection ratings: IP44 splashproof and IP66/IP67 watertight and dust-tight. These IEC 60309-1 and 60309-2 compliant devices are ideal for use overseas where voltage and amperage requirements differ from North American standards, but where rigorous performance, quality and reliability criteria need to be met.

#### Features and Benefits

- Rockwell Automation Encompass™ Product Partner
- Classified to IEC Standards 60309-1 and 60309-2
- CE Marking per low-voltage directives 73/23/EEC, 93/68/EEC

### Splashproof (IP44) Devices



#### Splashproof (IP44) International Rated Devices

Amps	Poles	Hz	Volts	Connector/ Outlet Config. and Clock Position	Plug/ Inlet Config.	Plug	Connector	Panel Mounting Socket Outlet	Surface Mounting Socket Outlet	Panel Mounting Inlet	Back Box
16	2P+E (2P, 3W)	50/60Hz	100V-130V	4		S216-P4	S216-C4	S216-R4	S216-S4	S216-B4	BB16-A
			200V-250V	6		S216-P6	S216-C6	S216-R6	S216-S6	S216-B6	BB16-A
			380V-415V	9		S216-P9	S216-C9	S216-R9	S216-S9	S216-B9	BB16-A
	3P+E (3P, 4W)	50/60Hz	200V-250V	9		S316-P9	S316-C9	S316-R9	S316-S9	S316-B9	BB16-A
			380V-415V	6		S316-P6	S316-C6	S316-R6	S316-S6	S316-B6	BB16-A
		60Hz	440V-460V	11		S316-P11	S316-C11	S316-R11	S316-S11	S316-B11	BB16-A
	3P+N+E (4P, 5W)	50/60Hz	208V-250V	9		S416-P9	S416-C9	S416-R9	S416-S9	S416-B9	BB16-A
			346V-415V	6		S416-P6	S416-C6	S416-R6	S416-S6	S416-B6	BB16-A
		60Hz	440V-460V	11		S416-P11	S416-C11	S416-R11	S416-S11	S416-B11	BB16-A

Continued on next page



Continued from previous page

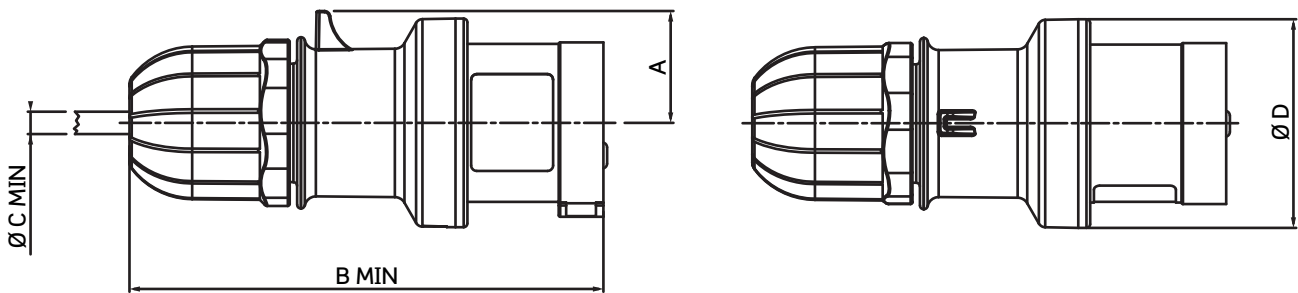
### Splashproof (IP44) Devices

H  
Pin & Sleeve

Splashproof (IP44) International Rated Devices											
Amps	Poles	Hz	Volts	Connector/ Outlet Config. and Clock Position	Plug/ Inlet Config.	Plug	Connector	Panel Mounting Socket Outlet	Surface Mounting Socket Outlet	Panel Mounting Inlet	Back Box
32	2P+E (2P, 3W)	50/60Hz	100V-130V	4		S232-P4	S232-C4	S232-R4	S232-S4	S232-B4	BB32-A
			200V-250V	6		S232-P6	S232-C6	S232-R6	S232-S6	S232-B6	BB32-A
			380V-415V	9		S232-P9	S232-C9	S232-R9	S232-S9	S232-B9	BB32-A
	3P+E (3P, 4W)	50/60Hz	200V-250V	9		S332-P9	S332-C9	S332-R9	S332-S9	S332-B9	BB32-A
			380V-415V	6		S332-P6	S332-C6	S332-R6	S332-S6	S332-B6	BB32-A
		60Hz	440V-460V	11		S332-P11	S332-C11	S332-R11	S332-S11	S332-B11	BB32-A
	3P+N+E (4P, 5W)	50/60Hz	208V-250V	9		S432-P9	S432-C9	S432-R9	S432-S9	S432-B9	BB32-A
			346V-415V	6		S432-P6	S432-C6	S432-R6	S432-S6	S432-B6	BB32-A
		60Hz	440V-460V	11		S432-P11	S432-C11	S432-R11	S432-S11	S432-B11	BB32-A

### Dimensions for Splashproof EN/IEC 60309 Industrial Plugs & Sockets

Plugs — Splashproof (IP44)



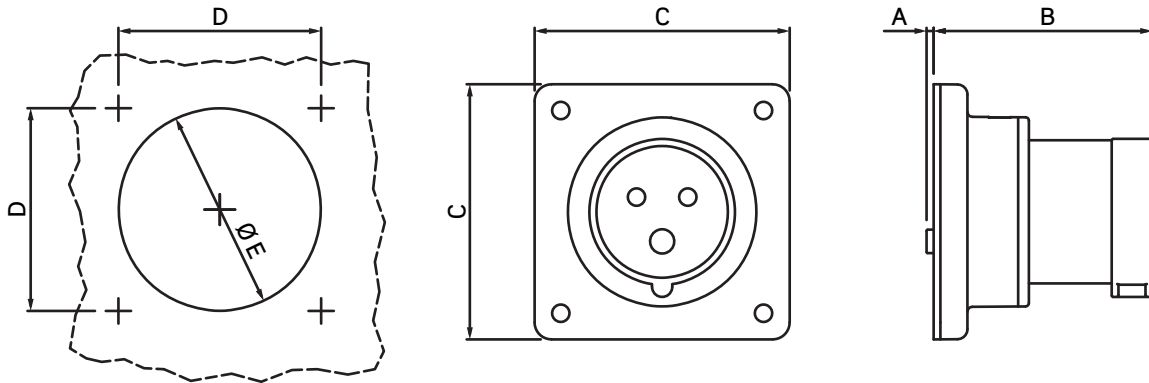
Amps	Poles	A mm(in)	B Min mm(in)	Ø C Min mm(in)	Ø D mm(in)
16A	2P+E (2P, 3W)	30(1.2)	128(5.0)	6(.2)	56(2.2)
	3P+E (3P, 4W)	34(1.3)	135(5.3)	6(.2)	60(2.4)
	3P+N+E (4P, 5W)	38(1.5)	153(6.0)	9(.3)	65(2.6)
32A	2P+E (2P, 3W)	40(1.6)	162(6.4)	9(.3)	65(2.6)
	3P+E (3P, 4W)	40(1.6)	162(6.4)	9(.3)	65(2.6)
	3P+N+E (4P, 5W)	45(1.8)	176(6.9)	13(.5)	73(2.9)

Continued on next page

Continued from previous page

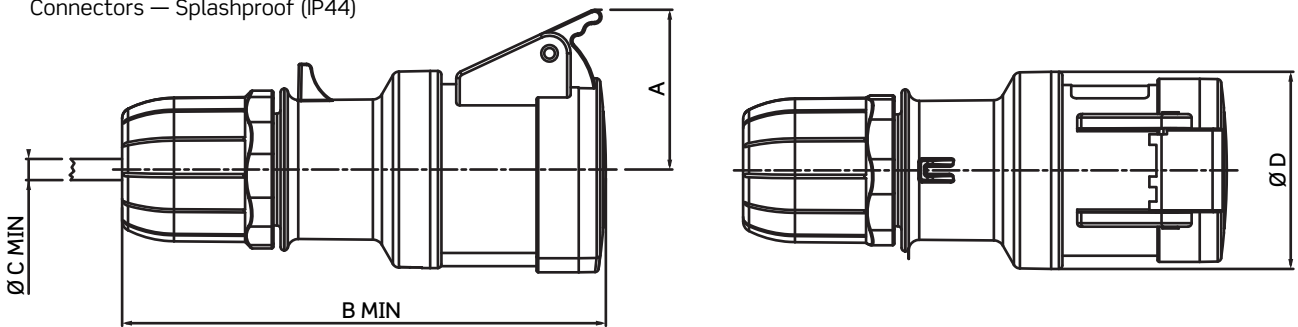
## Dimensions for Splashproof EN/IEC 60309 Industrial Plugs & Sockets

Panel Mounting Inlets — Splashproof (IP44)



Amps	Poles	A mm(in)	B mm(in)	C mm(in)	D mm(in)	$\varnothing E$ mm(in)
16A	2P+E (2P, 3W)	2(0.1)	65(2.6)	75(2.9)	60(2.4)	60(2.4)
	3P+E (3P, 4W)					
	3P+N+E (4P, 5W)					
32A	2P+E (2P, 3W)	19(0.7)	73(2.9)	75(2.9)	60(2.4)	60(2.4)
	3P+E (3P, 4W)					
	3P+N+E (4P, 5W)					

Connectors — Splashproof (IP44)



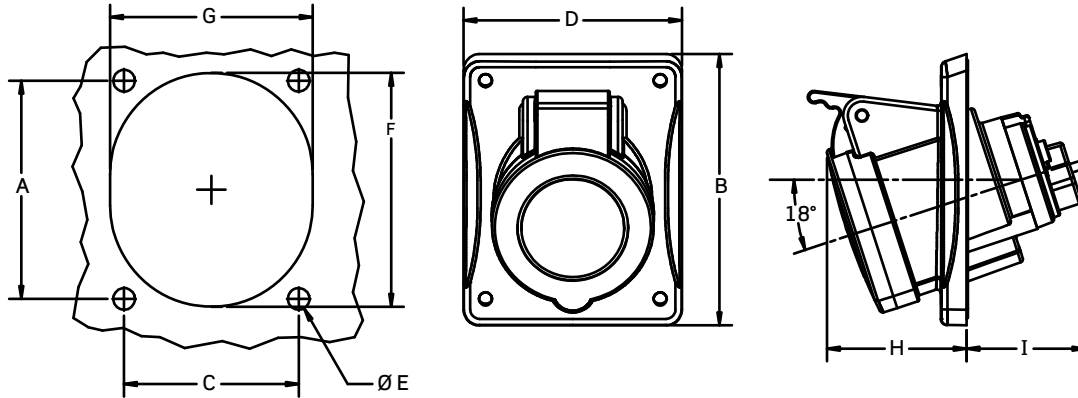
Amps	Poles	A mm(in)	B mm(in)	$\varnothing C$ mm(in)	$\varnothing D$ mm(in)
16A	2P+E (2P, 3W)	46(1.8)	138(5.4)	6(.2)	56(2.2)
	3P+E (3P, 4W)	49(1.9)	145(5.7)	6(.2)	60(2.4)
	3P+N+E (4P, 5W)	54(2.1)	165(6.5)	9(.3)	65(2.6)
32A	2P+E (2P, 3W)	54(2.1)	175(6.9)	9(.3)	65(2.6)
	3P+E (3P, 4W)	54(2.1)	175(6.9)	9(.3)	65(2.6)
	3P+N+E (4P, 5W)	59(2.3)	190(7.5)	13(.5)	73(2.9)

Continued on next page

Continued from previous page

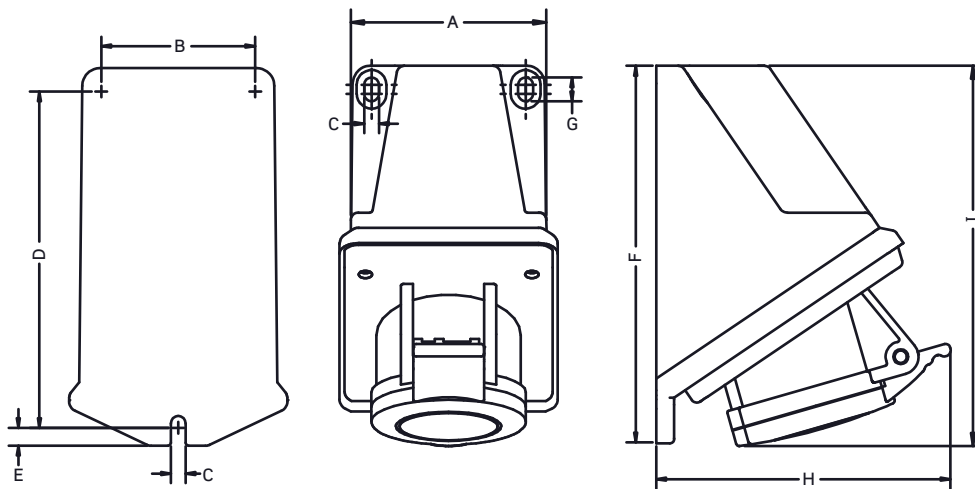
## Dimensions for Splashproof EN/IEC 60309 Industrial Plugs & Sockets

Panel Mounting Socket Outlets — Splashproof (IP44)



Amps	Poles	A mm(in)	B mm(in)	C mm(in)	D mm(in)	Ø E mm(in)	F mm(in)	G mm(in)	H mm(in)	I mm(in)
16A	2P+E (2P, 3W)	70(2.7)	87(3.4)	56(2.2)	70(2.7)	6(.2)	73(2.9)	65(2.6)	45(1.8)	40(1.6)
	3P+E (3P, 4W)								46(1.8)	40(1.6)
	3P+N+E (4P, 5W)								48(1.8)	41(1.6)
32A	2P+E (2P, 3W)	90(3.5)	106(4.2)	68(2.7)	84(3.3)	6(.2)	87(3.4)	76(3.0)	52(2.1)	60(2.4)
	3P+E (3P, 4W)								52(2.1)	60(2.4)
	3P+N+E (4P, 5W)								54(2.1)	61(2.4)

Surface Mounting Socket Outlets — Splashproof (IP44)



Amps	Poles	A mm(in)	B mm(in)	C mm(in)	D mm(in)	E mm(in)	F mm(in)	G mm(in)	H mm(in)	I mm(in)
16A	2P+E (2P, 3W)	65(2.6)	52(2.0)	5(0.2)	112(4.4)	7.5(0.3)	127(5.0)	8(0.3)	99(3.9)	128(5.0)
	3P+E (3P, 4W)								102(4.0)	131(5.2)
	3P+N+E (4P, 5W)								107(4.2)	133(5.2)
32A	2P+E (2P, 3W)	80(3.1)	66(2.6)	5(0.2)	121(4.8)	7.5(0.3)	137(5.4)	8(0.3)	116(4.6)	141(5.5)
	3P+E (3P, 4W)								116(4.6)	141(5.5)
	3P+N+E (4P, 5W)								120(4.7)	143(5.6)

**Watertight (IP66/67) Devices**



Plug



Connector



Panel Mounting  
Socket Outlet



Surface Mounting  
Socket Outlet



Panel Mounting  
Inlet



Back Box

**Watertight (IP66/67) International Rated Devices**

Amps	Poles	Hz	Volts	Connector/ Outlet Config. and Clock Position	Plug/ Inlet Config.	Plug	Connector	Panel Mounting Socket Outlet	Surface Mounting Socket Outlet	Panel Mounting Inlet	Back Box
<b>16</b>	2P+E (2P, 3W)	50/60Hz	100V-130V	4		W216-P4	W216-C4	W216-R4	W216-S4	W216-B4	BB16-A
			200V-250V	6		W216-P6	W216-C6	W216-R6	W216-S6	W216-B6	BB16-A
			380V-415V	9		W216-P9	W216-C9	W216-R9	W216-S9	W216-B9	BB16-A
	3P+E (3P, 4W)	50/60Hz	200V-250V	9		W316-P9	W316-C9	W316-R9	W316-S9	W316-B9	BB16-A
			380V-415V	6		W316-P6	W316-C6	W316-R6	W316-S6	W316-B6	BB16-A
		60Hz	440V-460V	11		W316-P11	W316-C11	W316-R11	W316-S11	W316-B11	BB16-A
	3P+N+E (4P, 5W)	50/60Hz	208V-250V	9		W416-P9	W416-C9	W416-R9	W416-S9	W416-B9	BB16-A
			346V-415V	6		W416-P6	W416-C6	W416-R6	W416-S6	W416-B6	BB16-A
		60Hz	440V-460V	11		W416-P11	W416-C11	W416-R11	W416-S11	W416-B11	BB16-A
<b>32</b>	2P+E (2P, 3W)	50/60Hz	100V-130V	4		W232-P4	W232-C4	W232-R4	W232-S4	W232-B4	BB32-A
			200V-250V	6		W232-P6	W232-C6	W232-R6	W232-S6	W232-B6	BB32-A
			380V-415V	9		W232-P9	W232-C9	W232-R9	W232-S9	W232-B9	BB32-A
	3P+E (3P, 4W)	50/60Hz	200V-250V	9		W332-P9	W332-C9	W332-R9	W332-S9	W332-B9	BB32-A
			380V-415V	6		W332-P6	W332-C6	W332-R6	W332-S6	W332-B6	BB32-A
		60Hz	440V-460V	11		W332-P11	W332-C11	W332-R11	W332-S11	W332-B11	BB32-A
	3P+N+E (4P, 5W)	50/60Hz	208V-250V	9		W432-P9	W432-C9	W432-R9	W432-S9	W432-B9	BB32-A
			346V-415V	6		W432-P6	W432-C6	W432-R6	W432-S6	W432-B6	BB32-A
		60Hz	440V-460V	11		W432-P11	W432-C11	W432-R11	W432-S11	W432-B11	BB32-A

Continued on next page

# International Rated

63A, 125A Watertight | Industrial



Continued from previous page

## Watertight (IP66/67) Devices

H  
Pin & Sleeve

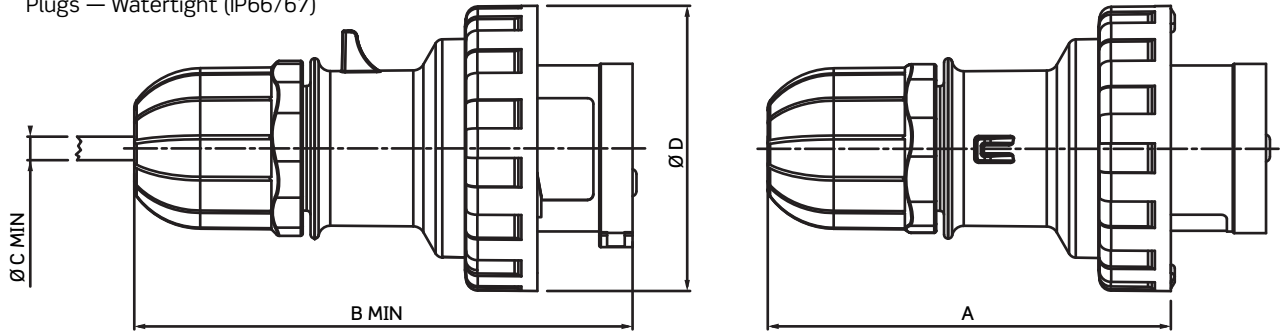
Watertight (IP66/67) International Rated Devices												
Amps	Poles	Hz	Volts	Connector/ Outlet Config. and Clock Position	Plug/ Inlet Config.	Plug	Connector	Panel Mounting Socket Outlet	Surface Mounting Socket Outlet	Panel Mounting Inlet	Back Box	
<b>63</b>	2P+E (2P, 3W)	50/60Hz	200V-250V	6		W263-P6	W263-C6	W263-R6	W263-S6	W263-B6	BB63-A	
	3P+E (3P, 4W)	50/60Hz	200V-250V	9		W363-P9	W363-C9	W363-R9	W363-S9	W363-B9	BB63-A	
			380V-415V	6		W363-P6	W363-C6	W363-R6	W363-S6	W363-B6	BB63-A	
		60Hz	440V-460V	11		W363-P11	W363-C11	W363-R11	W363-S11	W363-B11	BB63-A	
	3P+N+E (4P, 5W)	50/60Hz	208V-250V	9		W463-P9	W463-C9	W463-R9	W463-S9	W463-B9	BB63-A	
			346V-415V	6		W463-P6	W463-C6	W463-R6	W463-S6	W463-B6	BB63-A	
		60Hz	440V-460V	11		W463-P11	W463-C11	W463-R11	W463-S11	W463-B11	BB63-A	
	<b>125</b>	2P+E (2P, 3W)	50/60Hz	200V-250V	6		W2125-P6	W2125-C6	W2125-R6	W2125-S6	W2125-B6	BB125-A
		3P+E (3P, 4W)	50/60Hz	200V-250V	9		W3125-P9	W3125-C9	W3125-R9	W3125-S9	W3125-B9	BB125-A
380V-415V				6		W3125-P6	W3125-C6	W3125-R6	W3125-S6	W3125-B6	BB125-A	
60Hz			440V-460V	11		W3125-P11	W3125-C11	W3125-R11	W3125-S11	W3125-B11	BB125-A	
3P+N+E (4P, 5W)		50/60Hz	208V-250V	9		W4125-P9	W4125-C9	W4125-R9	W4125-S9	W4125-B9	BB125-A	
			346V-415V	6		W4125-P6	W4125-C6	W4125-R6	W4125-S6	W4125-B6	BB125-A	
		60Hz	440V-460V	11		W4125-P11	W4125-C11	W4125-R11	W4125-S11	W4125-B11	BB125-A	

Continued on next page

Continued from previous page

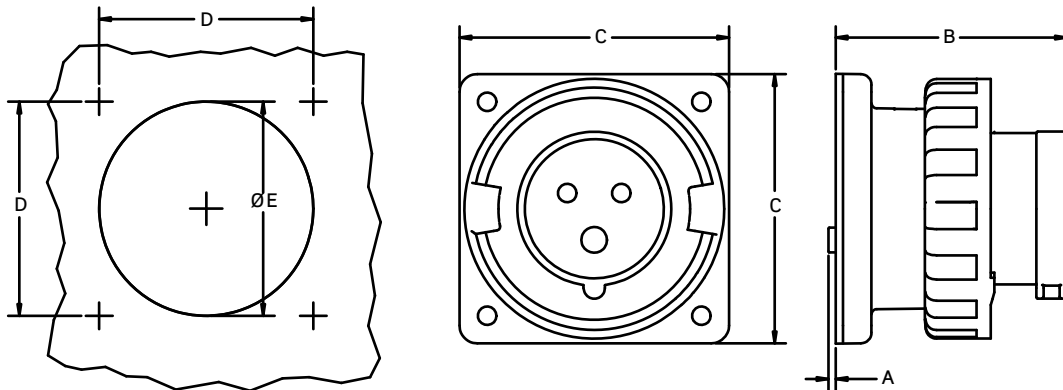
**Dimensions for Watertight EN/IEC 60309 Industrial Plugs & Sockets**

Plugs — Watertight (IP66/67)



Amps	Poles	A mm(in)	B Min mm(in)	$\varnothing C \text{ Min mm(in)}$	$\varnothing D \text{ mm(in)}$
16A	2P+E (2P, 3W)	103(4.0)	128(5.0)	6(.2)	73(2.9)
	3P+E (3P, 4W)	110(4.3)	135(5.3)	6(.2)	81(3.2)
	3P+N+E (4P, 5W)	129(5.1)	153(6.0)	9(.3)	88(3.5)
32A	2P+E (2P, 3W)	131(5.2)	162(6.4)	9(.3)	93(3.7)
	3P+E (3P, 4W)	131(5.2)	162(6.4)	9(.3)	93(3.7)
	3P+N+E (4P, 5W)	145(5.7)	176(6.9)	13(.5)	101(4.0)
63A	All	160(6.3)	220(8.7)	17(.7)	112(4.4)
125A	All	202(7.9)	272(10.7)	26(1.0)	128(5.0)

Panel Mounting Inlets — Watertight (IP66/67)



Amps	Poles	A mm(in)	B mm(in)	C mm(in)	D mm(in)	$\varnothing E \text{ mm(in)}$
16A	2P+E (2P, 3W)	2(0.1)	65(2.6)	75(2.9)	60(2.4)	60(2.4)
	3P+E (3P, 4W)					
	3P+N+E (4P, 5W)					
32A	2P+E (2P, 3W)	19(0.7)	73(2.9)	75(2.9)	60(2.4)	60(2.4)
	3P+E (3P, 4W)					
	3P+N+E (4P, 5W)					

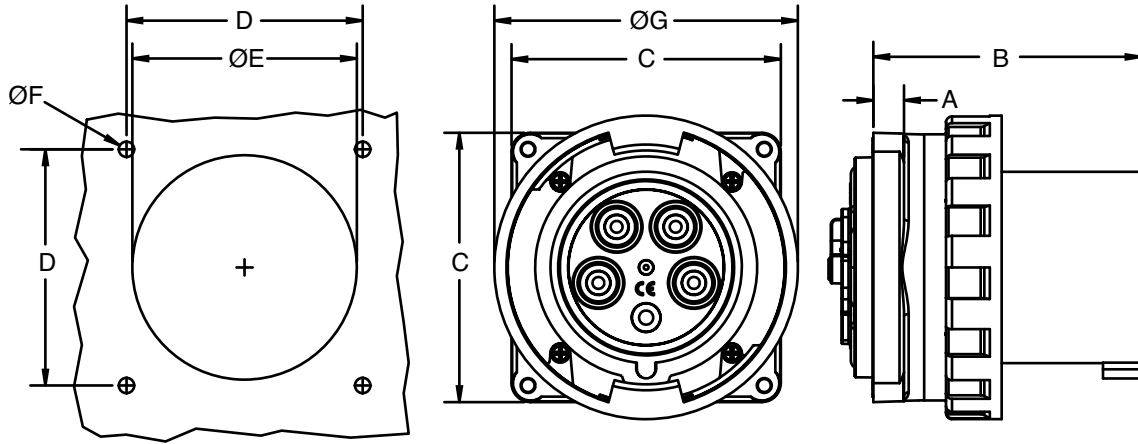
Continued on next page



Continued from previous page

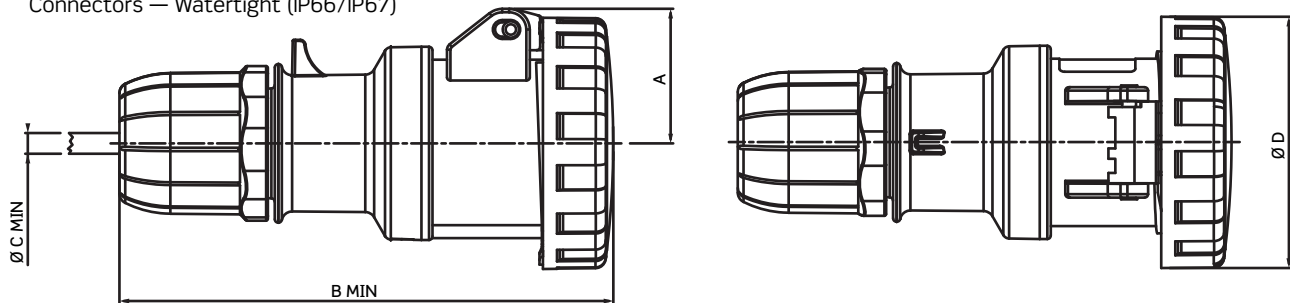
### Dimensions for Watertight EN/IEC 60309 Industrial Plugs & Sockets

#### Panel Mounting Inlets — Watertight (IP66/67)



Amps	Poles	A mm(in)	B mm(in)	C mm(in)	D mm(in)	Ø E mm(in)	Ø F mm(in)	Ø G mm(in)
63A	2P+E (2P, 3W)	12(.47)	101(3.9)	100(3.9)	80(3.1)	85(3.3)	6.5(.2)	112(4.4)
	3P+E (3P, 4W)							
	3P+N+E (4P, 5W)							
125A	2P+E (2P, 3W)	13(.5)	113.5(4.4)	114(4.4)	100(3.9)	95(3.7)	6.5(.2)	128.5(5.0)
	3P+E (3P, 4W)							
	3P+N+E (4P, 5W)							

#### Connectors — Watertight (IP66/IP67)



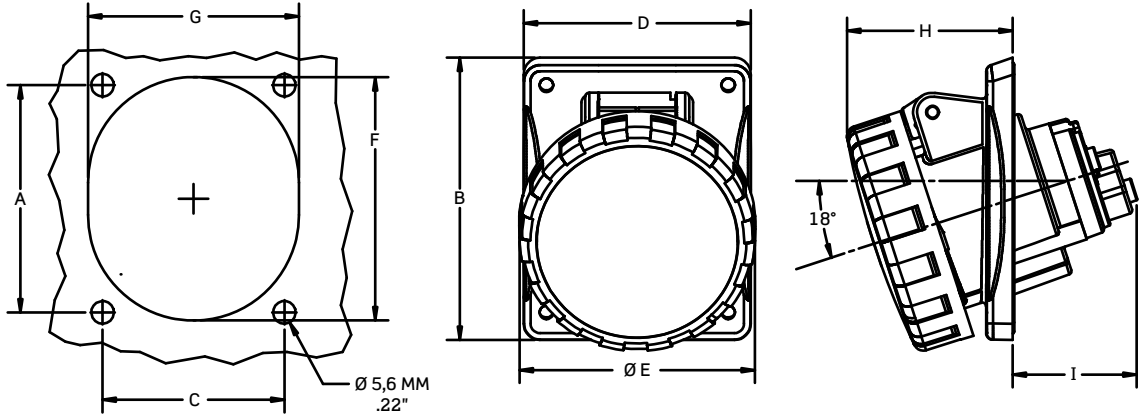
Amps	Poles	A mm(in)	B Min mm(in)	Ø C Min mm(in)	Ø D mm(in)
16A	2P+E (2P, 3W)	39(1.5)	141(5.5)	6(.2)	73(2.9)
	3P+E (3P, 4W)	43(1.7)	148(5.8)	6(.2)	81(3.2)
	3P+N+E (4P, 5W)	51(2.0)	168(6.6)	9(.3)	88(3.5)
32A	2P+E (2P, 3W)	56(2.2)	178(7.0)	9(.3)	93(3.7)
	3P+E (3P, 4W)	56(2.2)	178(7.0)	9(.3)	93(3.7)
	3P+N+E (4P, 5W)	52(2.0)	195(7.7)	13(.5)	101(4.0)
63A	All	57,5(2.26)	230(9.0)	17(.7)	112(4.4)
125A	All	64,25(2.53)	288(11.3)	26(1.0)	128(5.0)

Continued on next page

Continued from previous page

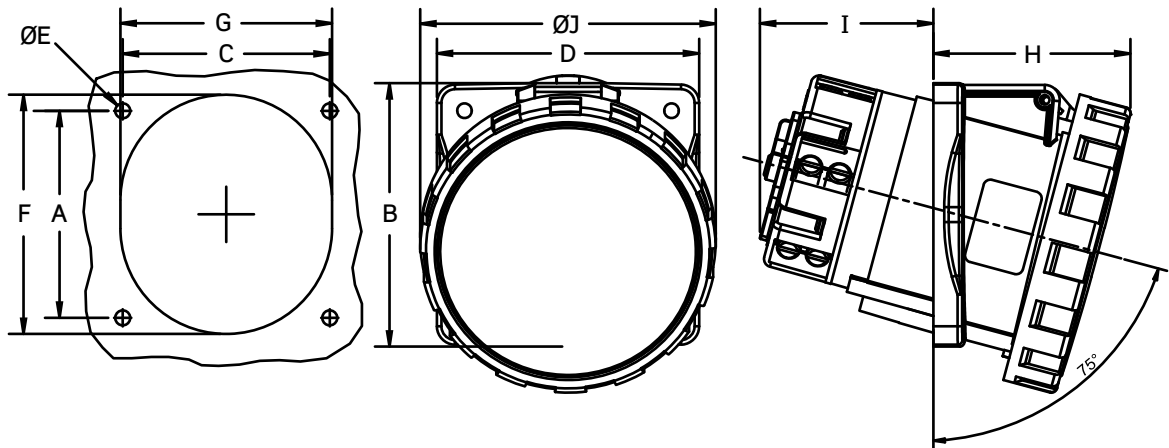
**Dimensions for Watertight EN/IEC 60309 Industrial Plugs & Sockets**

Panel Mounting Socket Outlets — Watertight (IP66/IP67)



Amps	Poles	A mm(in)	B mm(in)	C mm(in)	D mm(in)	Ø E mm(in)	F mm(in)	G mm(in)	H mm(in)	I mm(in)
16A	2P+E (2P, 3W)	70(2.7)	87(3.4)	56(2.2)	70(2.7)	73(2.9)	73(2.9)	65(2.6)	52(2.0)	40(1.6)
	3P+E (3P, 4W)					81(3.2)			54(2.1)	40(1.6)
	3P+N+E (4P, 5W)					88(3.5)			55(2.2)	41(1.6)
32A	2P+E (2P, 3W)	90(3.5)	106(4.2)	68(2.7)	84(3.3)	93(3.7)	87(3.4)	76(3.0)	61(2.4)	60(2.4)
	3P+E (3P, 4W)					93(3.7)			61(2.4)	60(2.4)
	3P+N+E (4P, 5W)					101(4.0)			63(2.5)	61(2.4)

Panel Mounting Socket Outlets — Watertight (IP66/IP67)



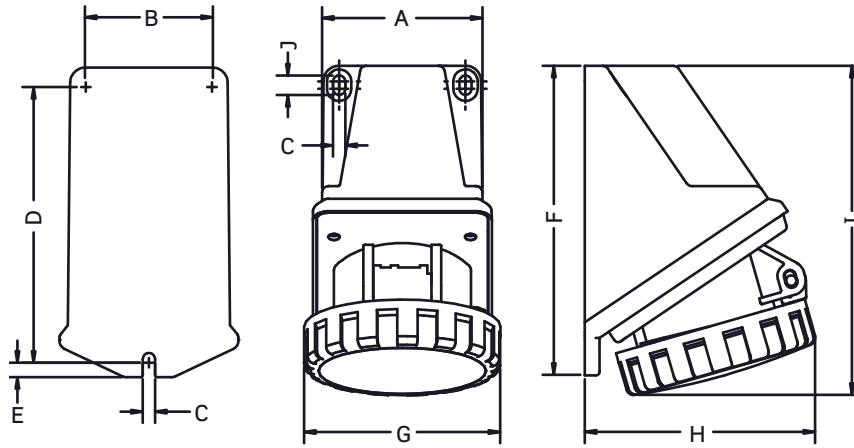
Amps	Poles	A mm(in)	B mm(in)	C mm(in)	D mm(in)	Ø E mm(in)	F mm(in)	G mm(in)	H mm(in)	I mm(in)	Ø J mm(in)
63A	2P+E (2P, 3W)	85(3.3)	110(4.3)	80(3.1)	100(3.9)	6.5(0.2)	92(3.6)	80(3.1)	71.2(2.8)	65(2.5)	112(4.4)
	3P+E (3P, 4W)										
	3P+N+E (4P, 5W)										
125A	2P+E (2P, 3W)	90(3.5)	114.5(4.5)	90(3.5)	114(4.4)	6.5(0.2)	104(4.0)	92(3.6)	85.7(3.3)	75.4(2.97)	128.5(5.0)
	3P+E (3P, 4W)										
	3P+N+E (4P, 5W)										

Continued on next page

Continued from previous page

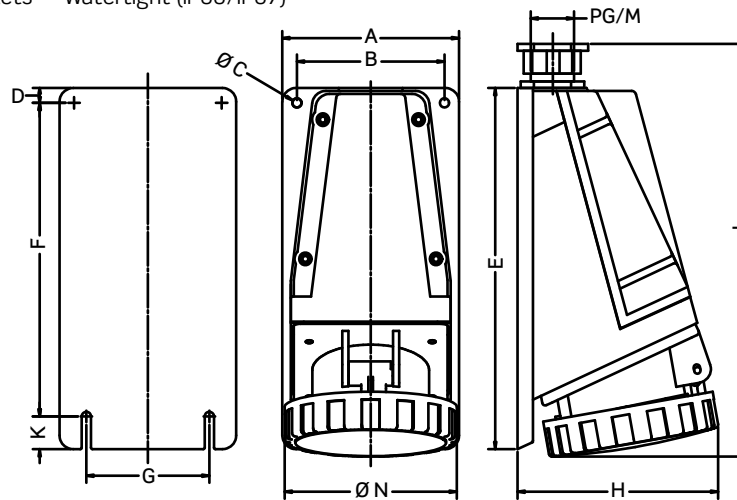
### Dimensions for Watertight EN/IEC 60309 Industrial Plugs & Sockets

Surface Mounting Socket Outlets — Watertight (IP66/IP67)



Amps	Poles	A mm(in)	B mm(in)	C mm(in)	D mm(in)	E mm(in)	F mm(in)	G mm(in)	H mm(in)	I mm(in)	J mm(in)
16A	2P+E (2P, 3W)	65(2.6)	52(2.0)	5(0.2)	112(4.4)	7.5(0.3)	127(5.0)	73(2.9)	91(3.6)	134(5.3)	8(0.3)
	3P+E (3P, 4W)							81(3.2)	95(3.7)	135(5.3)	
	3P+N+E (4P, 5W)							88(3.5)	98(3.9)	136(5.3)	
32A	2P+E (2P, 3W)	80(3.1)	66(2.6)	5(0.2)	121(4.8)	7.5(0.3)	137(5.4)	93(3.7)	112(4.4)	147(5.8)	8(0.3)
	3P+E (3P, 4W)							93(3.7)	112(4.4)	147(5.8)	
	3P+N+E (4P, 5W)							101(4.0)	113(4.4)	149(5.9)	

Surface Mounting Socket Outlets — Watertight (IP66/IP67)



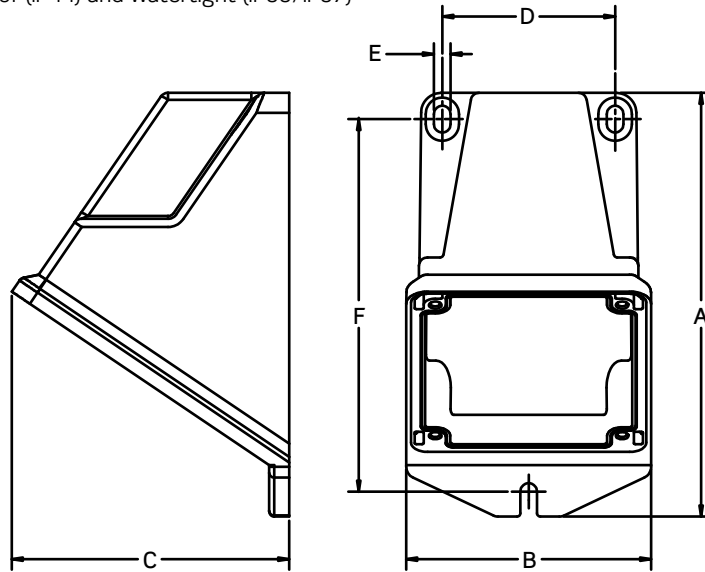
Amps	Poles	A mm(in)	B mm(in)	C mm(in)	D mm(in)	E mm(in)	F mm(in)	G mm(in)	H mm(in)	K mm(in)	L mm(in)	PG/M	Ø N mm(in)
63A	2P+E (2P, 3W)	115(4.5)	96(3.8)	6(0.2)	10(0.4)	235(9.2)	205(8.1)	80(3.1)	125(4.9)	15(0.6)	267(10.5)	29/32	112(4.4)
	3P+E (3P, 4W)												
	3P+N+E (4P, 5W)												
125A	2P+E (2P, 3W)	135(5.3)	120(4.72)	6(0.2)	13(0.5)	300(11.8)	270(10.6)	100(3.9)	157(6.2)	17(0.7)	346(13.6)	48/63	128(5.0)
	3P+E (3P, 4W)												
	3P+N+E (4P, 5W)												

Continued on next page

Continued from previous page

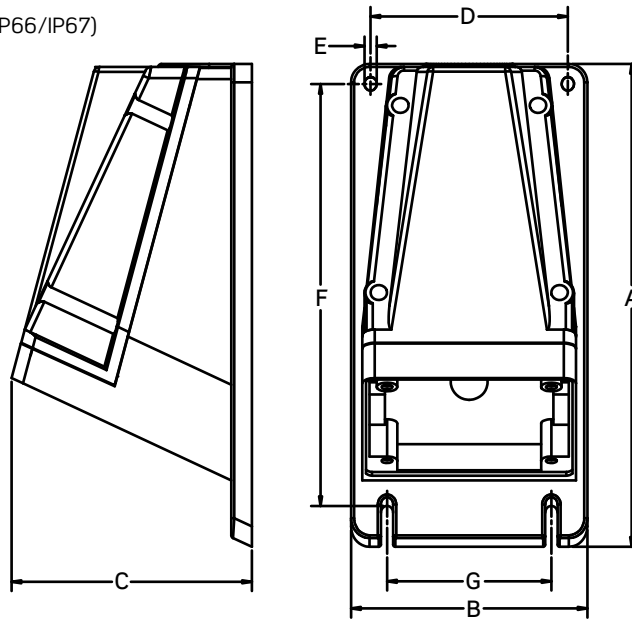
**Dimensions for Watertight EN/IEC 60309 Industrial Plugs & Sockets**

Back Boxes — Splashproof (IP44) and Watertight (IP66/IP67)



Amps	A mm(in)	B mm(in)	C mm(in)	D mm(in)	E mm(in)	F mm(in)
16A	127(5.00)	73(2.9)	83(3.3)	52(2.0)	5(0.2)	112 (4.4)
32A	137(5.39)	87(3.4)	99(3.9)	66(2.6)	5(0.2)	122 (4.8)

Back Boxes — Watertight (IP66/IP67)



Amps	A mm(in)	B mm(in)	C mm(in)	D mm(in)	E mm(in)	F mm(in)	G mm(in)
63A	235(9.2)	115(4.5)	117(4.6)	96(3.8)	6(0.2)	207(8.1)	80(3.1)
125A	300(11.8)	135 (5.3)	136(5.3)	120(4.7)	6(0.2)	270(10.6)	100(3.9)

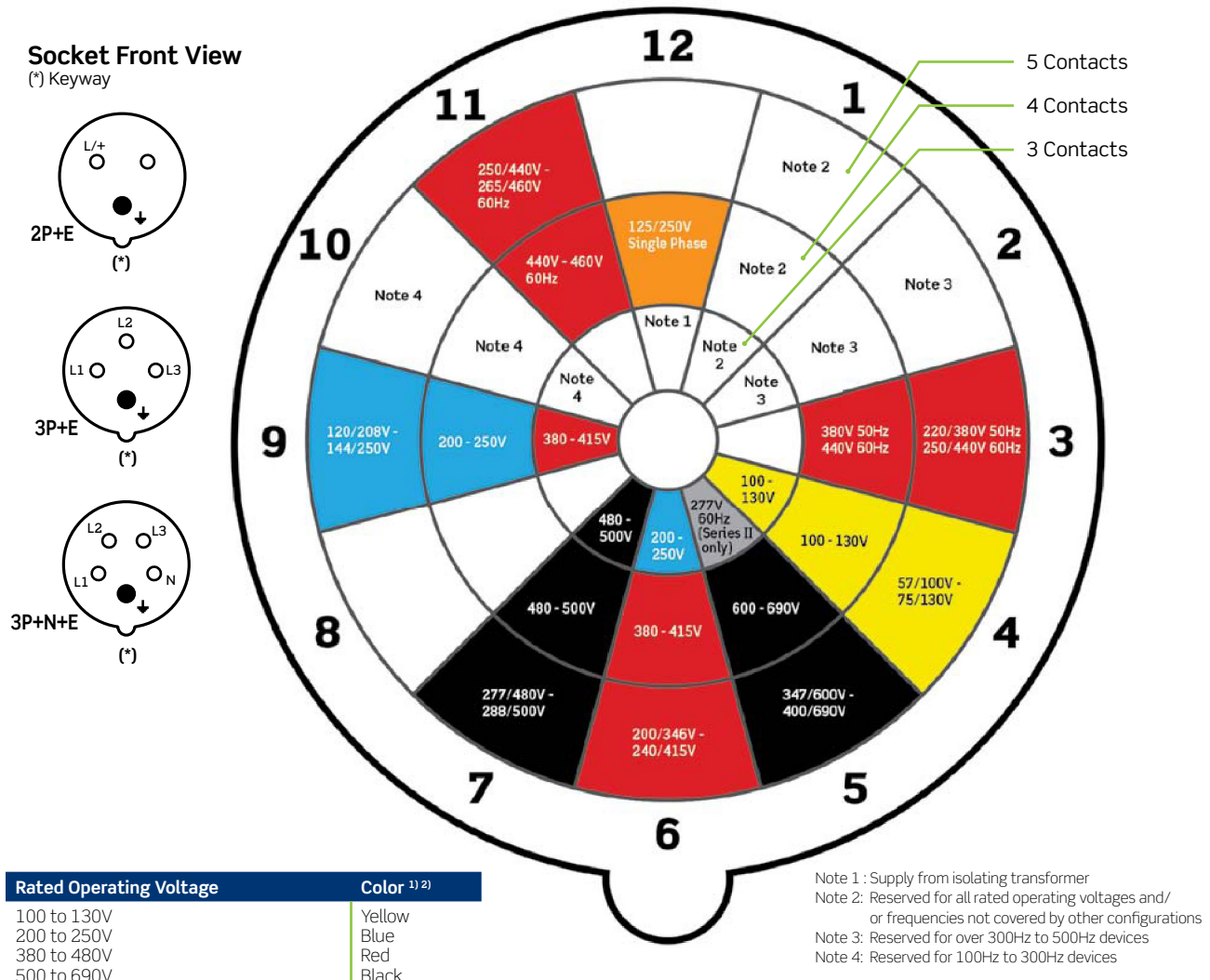
H  
Pin & Sleeve

## IEC 60309 Clock Diagram

In order to prevent connecting devices to an incorrect power source, the IEC 60309 Standard specifies both physical attributes and marking requirements to prevent such mismatch. For example, different current ratings are distinguished by different diameters of the circular housing.

In addition to color coding (based on voltage specifications), voltage and frequency combinations are distinguished by the location of the ground pin relative to a keyway in the housing. The ground pin can be in one of twelve locations spaced at 30° intervals around the circle on which all the pins lie. The various positions are referenced from the view of the open side of a socket (or connector/receptacle); the 6 o'clock (180°) position is at the same angle as the keyway, and is oriented downwards. The ground pin also has a larger diameter than the other pins, preventing the wrong type of plug being inserted into a socket.

In order to summarize these differences, a “clock” type diagram is used for simplification. Below we have constructed a diagram that represents attributes of both Series I & II devices for voltages greater than 50VAC at frequencies of 50Hz and 60Hz.



<sup>1)</sup> For frequencies over 60Hz up to and including 500Hz, the color Green may be used, if necessary, in combination with the color for the rated operating voltage.

<sup>2)</sup> In countries where accessories of Series II current ratings are used, the color Orange is reserved for 125/250VAC and the color Gray is reserved for 277VAC accessories.

## Catalog Numbering System

Leviton's catalog numbering system is easy to use. Each letter or number provides a description of the product. Simply follow the six-part code below, made up of letters and numbers. Each catalog number contains the number of conductors, amperage rating, device type, clock position of the ground sleeve, and environmental rating. For example, the catalog number below refers to a 3-wire, 20A receptacle with a grounding sleeve located at the 6 o'clock position and an environmental classification of watertight.

### For North American (IEC 60309 Series II) Devices

3	20	R	6	W
1st digit	2nd-4th Digit	Letter	Clock Position	Suffix
3 = 3 wire	20 = 20 Amp	P = Plug	4 = 4 hour	W = Watertight
4 = 4 wire	30 = 30 Amp	C = Connector	5 = 5 hour	
5 = 5 wire	60 = 60 Amp	R = Receptacle	6 = 6 hour	
	100 = 100 Amp	B = Inlet	7 = 7 hour	
		MI = Mechanical Interlock, Non-fused	9 = 9 hour	
		MF = Mechanical Interlock, Fused	12 = 12 hour	

### For International (IEC 60309 Series I) Devices

S	4	16	-	C	11
Prefix	Poles ( <b>Not</b> Wires)	3rd-5th Digit	Dash	Letter	Clock Position
S = Splashproof	2 = 2 Pole	16 = 16 Amp	-	P = Plug	4 = 4 hour
W = Watertight	3 = 3 Pole	32 = 32 Amp	-	C = Connector	6 = 6 hour
	4 = 4 Pole	63 = 63 Amp	-	R = Receptacle (Flush Mount Socket Outlet)	9 = 9 hour
		125 = 125 Amp	-	S = Surface Mount Receptacle Socket Outlet	11 = 11 hour
				B = Inlet	



## IP Ratings — IP44, IP66, IP67, IP69K

### Features and Benefits

IP ratings are two digit codes derived from IEC 60529 that indicate ingress protection. IP ratings contain two numbers: the first refers to the amount of protection against solid particles and the second refers to protection against liquids.

#### International Rated — IEC 60309 Series I

##### IP44 — Splashproof

- Protection against most wires, screws, etc. that are >1 mm
- Water splashing against the enclosure from any direction shall have no harmful effect

##### IP66 — Dust-Tight, Watertight against Powerful Spray

- No ingress of dust; complete protection against contact (dust-tight)
- Water projected in powerful jets (12.5 mm nozzle) against the enclosure from any direction shall have no harmful effects

##### IP67 — Dust-Tight, Watertight against Immersion

- No ingress of dust; complete protection against contact (dust-tight)
- Ingress of water in harmful quantity shall not be possible when the enclosure is immersed in water under defined conditions of pressure and time (up to 1 m of submersion)

#### North American Rated — IEC 60309 Series II

##### IP67 — Dust-Tight, Watertight against Immersion

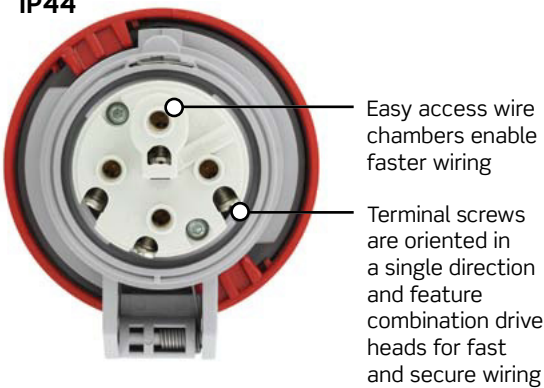
- No ingress of dust; complete protection against contact (dust-tight)
- Ingress of water in harmful quantity shall not be possible when the enclosure is immersed in water under defined conditions of pressure and time (up to 1 m of submersion)

##### IP69K — Dust-Tight, Watertight against High Temperature and High Pressure

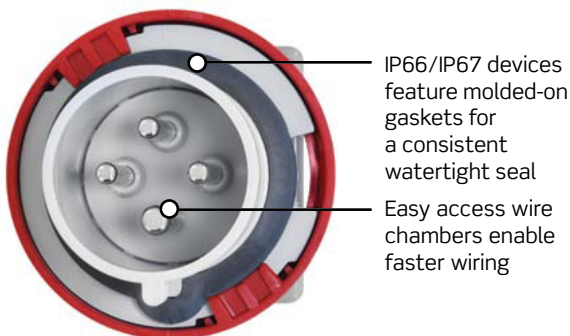
- No ingress of dust; complete protection against contact (dust-tight)
- Tested with powerful high temperature water jets
- Protected against close-range high pressure, high temperature spray downs

### International Series Features

#### IP44



#### IP66/IP67




### North American Series Features

#### IP67/IP69K



#### IP67/IP69K





# Temporary Power

- Rhino-Hide® Single Pole Cam Devices ..... I-2
- 15 Series Single Pole Devices ..... I-5
- 16 Series Single Pole Devices ..... I-7
- 18 Series Single Pole Devices ..... I-14
- 17 Series Single Pole Devices ..... I-17
- 19 Series Single Pole Devices ..... I-19
- 22 Series Single Pole Devices ..... I-20
- 23 Series Single Pole Devices ..... I-22
- 49 Series Single Pole Devices ..... I-25
- Portable Outlet Boxes, Covers and Grips ..... I-30
- Portable GFCI Devices ..... I-36
- GFCI User Attachable Devices ..... I-39
- Stage Pin Devices ..... I-40
- Power Distribution Box and Power Cords ..... I-42





## Rhino-Hide® Single Pole Cam Devices

### Industrial Grade Connectors for Temporary and Semi-Permanent Power Distribution Applications

Rhino-Hide® Single Pole Cam-Type Devices are designed to provide superior service and durability, even under the most severe operating conditions.

15 Series Taper Nose mini-cam plugs and receptacles are ideal for entertainment applications such as those found at carnivals and theme parks.

16 Series Taper Nose Cam-Type Devices are the devices of choice for power distribution applications such as construction sites, mining operations, concerts, sound stages, movie/television productions, sporting events and conventions.

18 Series Single Pole Ball Nose Cam-Type Devices are typically favored by the broadcasting and welding industries.

17 & 19 Series Taper and Ball Nose devices can withstand grueling, heavy-duty industrial use. Preferred applications for these series include generator test stations, water purification plants, electrochemical machining equipment and general industrial uses.

22 & 23 Series Single Pole Latching Cam-Type devices feature an additional latching mechanism for added security, especially in high-vibration applications. These devices can also be retrofitted to existing locations and power distribution systems, allowing for an effortless installation. These plugs are commonly used to provide power to ships at dock side, and are recognized by ETL Labs to meet U.S. Navy specifications.

### 49 Series Single Pole High Amperage Devices

Rhino-Hide® 49 Series single pole devices are designed to deliver up to 1135 Amps at 1000 volts, AC or DC, under the most extreme conditions with cables ranging in size from 313 MCM to 777 MCM. Rhino-Hide® 49 Series products are ideal for demanding applications requiring continuous, reliable high-amperage power in multi phases. Typical locations where these products are used include oil and gas rigs, silicon-controlled rectifiers (SCRs), generator stations and other heavy industrial applications.



## Cam-Type Devices

### Features and Benefits

Rhino-Hide® Single Pole Cam-Type Connectors from Leviton supply temporary electrical power distribution for multiple indoor and outdoor applications.

#### Common Applications

- Motor and generator splices
- Mining and construction sites
- Commercial and navy shipbuilding and repair
- Other temporary power applications

#### Cam-Type Devices for Commercial and Industrial Use

- Plugs are available in set screw or crimp tube termination, taper nose and ball nose configurations
- Intermateable and compatible with competitive cam-type products — can be retrofitted to existing locations and power distribution systems
- Shatter and crack proof — high durometer thermoplastic vulcanizate (TPV) or Neoprene™ rubber
- Color-coded insulating sleeves provide fast and easy phase identification
- Self compensating for wear — slit in male contact provides spring action for longer usage
- Quick connect/disconnect
- High conductivity — positive, vibration-proof connection provided by cam design
- Wide range of applications — usable with a wide range of cable and amperage ratings
- Meets NEC requirements and is UL Listed and CSA Certified; NEMA 3R-rated for use in outside locations

#### Experience the Difference

Rhino-Hide® Single Pole Cam-Type Connectors are designed for easy assembly and disassembly without special tools. A thermoplastic screw is used to tightly secure the contact inside the insulating sleeve, making assembly, disassembly and field repairs effortless. The plugs use plastic locking and reinforcement rings molded into insulating sleeves and receptacles, ensuring the integrity of the connection. Under severe stress and load conditions, these rings will not melt, break or crack.

### Single Pole Devices



# Cam-Type Connectors

Rhino-Hide® Single Pole | **Industrial**



Temporary Power

## Cam-Type Plugs

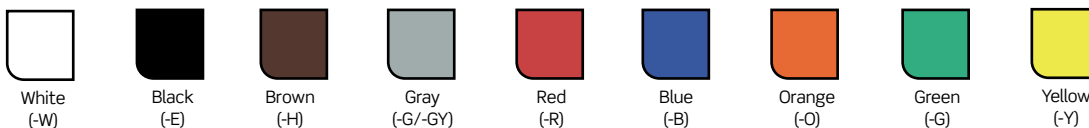
For applications up to 400A, 600V AC or DC



Cam-Type Plugs			
Connector Type	Component	Description	Standards and Certifications (NEMA, UL, CSA)
15, 16, 18 Series Plugs	Sleeve*	Thermoplastic Vulcanizate (TPV)	See individual pages throughout this section for specific Standards and Certifications information
	Contact	Brass	
	Strain-Relief	Copper Wire	
17, 19, 22/23 Series Plugs	Sleeve**	Neoprene™	See individual pages throughout this section for specific Standards and Certifications information
	Contact	Brass	
	Strain-Relief	Copper Wire	

\*V Series Neoprene™.  
\*\*22L22-S and 22L25-S Series: TPV

**Color Choices** Rhino-Hide® Cam-Type devices are offered in a wide range of colors. To order colors, add suffix to Cat. No.





## 15 Series

### Taper Nose, Cam-Type Plugs

#### 150A, 600VAC/DC Max — NEMA 3R Rated for Outdoor Use

The 15 Series Taper Nose mini-cam plugs, receptacles and connectors are tough and reliable. Primary applications include carnivals and theme parks, as well as the entertainment industry.

#### 15 Series Cam-Type Plugs (up to 150A, 600V) — UL/CSA 1691 Listed

15 Series, Taper Nose — Cam-Type Plugs  			
		Male Plug	Female Plug
Description	Color	Cat. No.	Cat. No.
<b>Single Set Screw Termination</b>	White	15D21-UW	15D22-UW
Cable Size: #8 - #2	Black	15D21-UE	15D22-UE
Max Ampacity: 150A	Brown	15D21-UH	15D22-UH
Voltage: 600VAC/DC	Red	15D21-UR	15D22-UR
	Blue	15D21-UB	15D22-UB
	Orange	15D21-UO	15D22-UO
	Green	15D21-UG	15D22-UG
	Yellow	15D21-UY	15D22-UY
Replacement Contacts	—	15D21-UC	15D22-UC
<b>Crimp Tube Termination</b>	White	15D23-UW	15D24-UW
Cable Size: #8 - #4	Black	15D23-UE	15D24-UE
Max Ampacity: 140A	Brown	15D23-UH	15D24-UH
Voltage: 600VAC/DC	Red	15D23-UR	15D24-UR
	Blue	15D23-UB	15D24-UB
	Orange	15D23-UO	15D24-UO
	Green	15D23-UG	15D24-UG
	Yellow	15D23-UY	15D24-UY
Replacement Contacts	—	15D23-UC	15D24-UC



15D22-UG



15D23-UW



15D24-UG

15 Series — Replacement Sleeves			
		Male	Female
Description	Color	Cat. No.	Cat. No.
Sleeves	White	15SDM-1UW	15SDF-1UW
	Black	15SDM-1UE	15SDF-1UE
	Brown	15SDM-1UH	15SDF-1UH
	Red	15SDM-1UR	15SDF-1UR
	Blue	15SDM-1UB	15SDF-1UB
	Orange	15SDM-1UO	15SDF-1UO
	Green	15SDM-1UG	15SDF-1UG
	Yellow	15SDM-1UY	15SDF-1UY

Note: Contact factory for availability



#### Related Products

To accommodate everyday use Leviton offers a variety of 15 Series accessories. **See page I-24 for more information.**





# 15 Series

Rhino-Hide® Single Pole | Receptacles | **Industrial**



Temporary Power

## 15 Series Cam-Type Panel Mount Receptacles (150A, 600V) — UL/CSA 1691 Listed

15 Series, Taper Nose — Panel Mount Receptacle  				
		Male	Female	Male/Female
Description	Color	Cat. No.	Cat. No.	Cat. No.
<b>.5" Threaded Stud Termination</b> Cable Size: #8 - #2 Max Ampacity: 150A Voltage: 600VAC/DC	White	15R21-UW	15R22-UW	—
	Black	15R21-UE	15R22-UE	—
	Brown	15R21-UH	15R22-UH	—
	Red	15R21-UR	15R22-UR	—
	Blue	15R21-UB	15R22-UB	—
	Orange	15R21-UO	15R22-UO	—
	Green	15R21-UG	15R22-UG	—
	Yellow	15R21-UY	15R22-UY	—
<b>.75" Threaded Stud Termination</b> Cable Size: #8 - #2 Max Ampacity: 150A Voltage: 600VAC/DC	White	15R21-1UW	15R22-1UW	—
	Black	15R21-1UE	15R22-1UE	—
	Brown	15R21-1UH	15R22-1UH	—
	Red	15R21-1UR	15R22-1UR	—
	Blue	15R21-1UB	15R22-1UB	—
	Orange	15R21-1UO	15R22-1UO	—
	Green	15R21-1UG	15R22-1UG	—
	Yellow	15R21-1UY	15R22-1UY	—
<b>Enclosure</b> Cable Size: #8 - #2 Max Ampacity: 150A Voltage: 600VAC/DC	White	—	—	15S31-UW
	Black	—	—	15S31-UE
	Brown	—	—	15S31-UH
	Red	—	—	15S31-UR
	Blue	—	—	15S31-UB
	Orange	—	—	15S31-UO
	Green	—	—	15S31-UG
	Yellow	—	—	15S31-UY



15R21-UR



15S31-UR

Note: Contact factory for availability

## Ampacity Table

Ampacity Ratings	
Cable Size	Ampacity
#8	80
#6	105
#4	190
#2	916

Excerpted from NEC Article 400, Table 400.5(A)(2), 90° column



### Related Products

To accommodate everyday use Leviton offers a variety of 15 Series accessories.  
**See page I-24 for more information.**

## 16 Series

### Taper Nose, Cam-Type Plugs

#### 400A, 600VAC/DC Max — NEMA 3R Rated for Outdoor Use

The 16 Series Taper Nose products are the connectors of choice for concerts, sound stages, movie-making, television production, sporting events and conventions.

#### 16 Series Cam-Type Plugs (up to 190A, 600V) — UL/CSA 1691 Listed

16 Series, Taper Nose — Cam-Type Plugs			
		Male Plug	Female Plug
Description	Color	Cat. No.	Cat. No.
<b>Double Set Screw Termination</b>	White	16D44-UW	16D45-UW
Cable Size: #6 - #2	Black	16D44-UE	16D45-UE
Max Ampacity: 190A	Brown	16D44-UH	16D45-UH
Voltage: 600VAC/DC	Red	16D44-UR	16D45-UR
	Blue	16D44-UB	16D45-UB
	Orange	16D44-UO	16D45-UO
	Green	16D44-UG	16D45-UG
	Yellow	16D44-UY	16D45-UY
<b>Crimp Tube Termination</b>	White	16D25-UW	16D34-UW
Cable Size: #2 - #1	Black	16D25-UE	16D34-UE
Max Ampacity: 220A	Brown	16D25-UH	16D34-UH
Voltage: 600VAC/DC	Red	16D25-UR	16D34-UR
	Blue	16D25-UB	16D34-UB
	Orange	16D25-UO	16D34-UO
	Green	16D25-UG	16D34-UG
	Yellow	16D25-UY	16D34-UY
<b>Single Set Screw Termination</b>	White	16D21-UW	16D29-UW
Cable Size: #2 - 2/0	Black	16D21-UE	16D29-UE
Max Ampacity: 300A	Brown	16D21-UH	16D29-UH
Voltage: 600VAC/DC	Red	16D21-UR	16D29-UR
	Blue	16D21-UB	16D29-UB
	Orange	16D21-UO	16D29-UO
	Green	16D21-UG	16D29-UG
	Yellow	16D21-UY	16D29-UY
<b>Double Set Screw Termination</b>	White	16D22-UW	16D31-UW
Cable Size: #2 - 2/0	Black	16D22-UE	16D31-UE
Max Ampacity: 300A	Brown	16D22-UH	16D31-UH
Voltage: 600VAC/DC	Red	16D22-UR	16D31-UR
	Blue	16D22-UB	16D31-UB
	Orange	16D22-UO	16D31-UO
	Green	16D22-UG	16D31-UG
	Yellow	16D22-UY	16D31-UY
Replacement Contacts	—	16D22-UC	16D31-UC
<b>Crimp Tube Termination</b>	White	16D26-UW	16D35-UW
Cable Size: 1/0 - 2/0	Black	16D26-UE	16D35-UE
Max Ampacity: 300A	Brown	16D26-UH	16D35-UH
Voltage: 600VAC/DC	Red	16D26-UR	16D35-UR
	Blue	16D26-UB	16D35-UB
	Orange	16D26-UO	16D35-UO
	Green	16D26-UG	16D35-UG
	Yellow	16D26-UY	16D35-UY

Note: Contact factory for availability





# 16 Series

Rhino-Hide® Single Pole | Plugs | Replacement Sleeves | **Industrial**



Temporary Power

## 16 Series Cam-Type Plugs (up to 400A, 600V) — UL/CSA 1691 Listed

16 Series, Taper Nose — Cam-Type Plugs  			
		Male Plug	Female Plug
Description	Color	Cat. No.	Cat. No.
<b>Single Set Screw Termination</b>	White	16D23-UW	16D32-UW
Cable Size: 1/0 - 4/0	Black	16D23-UE	16D32-UE
Max Ampacity: 400A	Brown	16D23-UH	16D32-UH
Voltage: 600VAC/DC	Red	16D23-UR	16D32-UR
	Blue	16D23-UB	16D32-UB
	Orange	16D23-UO	16D32-UO
	Green	16D23-UG	16D32-UG
	Yellow	16D23-UY	16D32-UY
<b>Double Set Screw Termination</b>	White	16D24-UW	16D33-UW
Cable Size: 1/0 - 4/0	Black	16D24-UE	16D33-UE
Max Ampacity: 400A	Brown	16D24-UH	16D33-UH
Voltage: 600VAC/DC	Red	16D24-UR	16D33-UR
	Blue	16D24-UB	16D33-UB
	Orange	16D24-UO	16D33-UO
	Green	16D24-UG	16D33-UG
	Yellow	16D24-UY	16D33-UY
Replacement Contacts	—	16D24-UC	16D33-UC
<b>Crimp Tube Termination</b>	White	16D28-UW	16D37-UW
Cable Size: 3/0 - 4/0	Black	16D28-UE	16D37-UE
Max Ampacity: 400A	Brown	16D28-UH	16D37-UH
Voltage: 600VAC/DC	Red	16D28-UR	16D37-UR
	Blue	16D28-UB	16D37-UB
	Orange	16D28-UO	16D37-UO
	Green	16D28-UG	16D37-UG
	Yellow	16D28-UY	16D37-UY



16D23-UB



16D32-UW



16D24-UR



16SDF-2UG

16 Series — Replacement Sleeves (TPV)			
		Male Plug	Female Plug
Description	Color	Cat. No.	Cat. No.
<b>For Plugs 1/0 to 4/0</b>	White	16SDM-1UW	16SDF-1UW
Replacement Sleeves	Black	16SDM-1UE	16SDF-1UE
	Brown	16SDM-1UH	16SDF-1UH
	Red	16SDM-1UR	16SDF-1UR
	Blue	16SDM-1UB	16SDF-1UB
	Orange	16SDM-1UO	16SDF-1UO
	Green	16SDM-1UG	16SDF-1UG
	Yellow	16SDM-1UY	16SDF-1UY
<b>For Plugs #2 - 2/0</b>	White	16SDM-2UW	16SDF-2UW
Replacement Sleeves	Black	16SDM-2UE	16SDF-2UE
	Brown	16SDM-2UH	16SDF-2UH
	Red	16SDM-2UR	16SDF-2UR
	Blue	16SDM-2UB	16SDF-2UB
	Orange	16SDM-2UO	16SDF-2UO
	Green	16SDM-2UG	16SDF-2UG
	Yellow	16SDM-2UY	16SDF-2UY

Note: Contact factory for availability



### Related Products

To accommodate everyday use Leviton offers a variety of 16 Series accessories. **See page I-24 for more information.**

## 16 Series Cam-Type Plugs (up to 400A, 600V)

16 Series, Taper Nose — Cam-Type Plugs			
		Male Plug	Female Plug
Description	Color	Cat. No.	Cat. No.
<b>Crimp Tube Termination</b>	White	16V22-W	16V26-W
Cable Size: 1/0 - 2/0	Black	16V22-E	16V26-E
Max Ampacity: 300A	Brown	16V22-H	16V26-H
Voltage: 600V	Red	16V22-R	16V26-R
Neoprene™ Sleeve	Blue	16V22-B	16V26-B
	Orange	16V22-O	16V26-O
	Green	16V22-G	16V26-G
	Yellow	16V22-Y	16V26-Y
<b>Crimp Tube Termination</b>	White	16V24-W	16V28-W
Cable Size: 3/0 - 4/0	Black	16V24-E	16V28-E
Max Ampacity: 400A	Brown	16V24-H	16V28-H
Voltage: 600V	Red	16V24-R	16V28-R
Neoprene™ Sleeve	Blue	16V24-B	16V28-B
	Orange	16V24-O	16V28-O
	Green	16V24-G	16V28-G
	Yellow	16V24-Y	16V28-Y
<b>Double Set Screw Termination</b>	White	16D40-U	16D41-U
Cable Size: 1/0 - 4/0			
Max Ampacity: 400A			
Voltage: 600VAC/DC			
Flame Retardant			



Temporary Power

## Taper Nose, Panel Mount Receptacles 400A, 600VAC/DC Max — NEMA 3R Rated for Outdoor Use

Leviton's single pole panel receptacles are designed to provide superior service and durability, even under the most severe operating conditions. These devices are ideal for use in equipment associated with concerts, sound stages, movie-making, television production and many other power distribution applications. Leviton's 16 Series single pole panel receptacles and accessories are UL/CSA 1691 Listed and are completely interoperable and interchangeable with competitive cam-type plugs and receptacles.

## 16 Series Panel Mount Receptacles (400A, 600V) — UL/CSA 1691 Listed

16 Series, Taper Nose — Panel Mount Receptacle			
		Male 90°	Female 90°
Description	Color	Cat. No.	Cat. No.
<b>Double Set Screw Termination</b>	White	16R21-UW	16R22-UW
Cable Size: 1/0 - 4/0	Black	16R21-UE	16R22-UE
Max Ampacity: 400A	Brown	16R21-UH	16R22-UH
Voltage: 600VAC/DC	Red	16R21-UR	16R22-UR
	Blue	16R21-UB	16R22-UB
	Orange	16R21-UO	16R22-UO
	Green	16R21-UG	16R22-UG
	Yellow	16R21-UY	16R22-UY



Note: Contact factory for availability

Continued on next page

# 16 Series



Rhino-Hide® Single Pole | Receptacles | Industrial



Continued from previous page

## 16 Series Panel Mount Receptacles (400A, 600V) — UL/CSA 1691 Listed

Temporary Power

16 Series, Taper Nose — Panel Mount Receptacle  			
		Male 45°	Female 45°
Description	Color	Cat. No.	Cat. No.
<b>Double Set Screw Termination</b>	White	16R27-UW	16R28-UW
Cable Size: 1/0 - 4/0	Black	16R27-UE	16R28-UE
Max Ampacity: 400A	Brown	16R27-UH	16R28-UH
Voltage: 600VAC/DC	Red	16R27-UR	16R28-UR
	Blue	16R27-UB	16R28-UB
	Orange	16R27-UO	16R28-UO
	Green	16R27-UG	16R28-UG
	Yellow	16R27-UY	16R28-UY
		Male 90°	Female 90°
Description	Color	Cat. No.	Cat. No.
<b>.75"L Threaded Stud Termination*</b>	White	16R23-UW	16R24-UW
Cable Size: #2 - 4/0	Black	16R23-UE	16R24-UE
Max Ampacity: 400A	Brown	16R23-UH	16R24-UH
Voltage: 600VAC/DC	Red	16R23-UR	16R24-UR
	Blue	16R23-UB	16R24-UB
	Orange	16R23-UO	16R24-UO
	Green	16R23-UG	16R24-UG
	Yellow	16R23-UY	16R24-UY
With Microswitch			
Description	Color	Cat. No.	
<b>.75"L Threaded Stud Termination*</b>	White	16RSW-UW	—
Cable Size: #2 - 4/0	Black	16RSW-UE	—
Max Ampacity: 400A	Brown	16RSW-UH	—
Voltage: 600VAC/DC	Red	16RSW-UR	—
	Blue	16RSW-UB	—
	Orange	16RSW-UO	—
	Green	16RSW-UG	—
	Yellow	16RSW-UY	—
		Male 45°	Female 45°
Description	Color	Cat. No.	Cat. No.
<b>.75"L Threaded Stud Termination*</b>	White	16R29-UW	16R30-UW
Cable Size: #2 - 4/0	Black	16R29-UE	16R30-UE
Max Ampacity: 400A	Brown	16R29-UH	16R30-UH
Voltage: 600VAC/DC	Red	16R29-UR	16R30-UR
	Blue	16R29-UB	16R30-UB
	Orange	16R29-UO	16R30-UO
	Green	16R29-UG	16R30-UG
	Yellow	16R29-UY	16R30-UY



16R27-UG



16R28-UR



16RSW-UG



16R29-UG

Note: Contact factory for availability.

\*Threaded stud termination type receptacles are available with custom stud lengths, from .75"L to 3.00"L.

Please contact your local sales representative for ordering information and availability



### Related Products

To accommodate everyday use Leviton offers a variety of 16 Series accessories.

**See page I-24 for more information.**

## 16 Series Panel Mount Receptacles (400A, 600V) — UL/CSA 1691 Listed

16 Series, Taper Nose — Panel Mount Receptacle  			
Description		Male 90°	Female 90°
	Color	Cat. No.	Cat. No.
<b>1.125"L Threaded Stud Termination*</b>	White	16R23-1UW	16R24-1UW
Cable Size: #2 - 4/0	Black	16R23-1UE	16R24-1UE
Max Ampacity: 400A	Brown	16R23-1UH	16R24-1UH
Voltage: 600VAC/DC	Red	16R23-1UR	16R24-1UR
	Blue	16R23-1UB	16R24-1UB
	Orange	16R23-1UO	16R24-1UO
	Green	16R23-1UG	16R24-1UG
	Yellow	16R23-1UY	16R24-1UY
Description		Male 45° With Self-Clinching Nut	Female 45° With Self-Clinching Nut
	Color	Cat. No.	Cat. No.
<b>1.125"L Threaded Stud Termination*</b>	White	16A25-1UW	16A26-1UW
Cable Size: #2 - 4/0	Black	16A25-1UE	16A26-1UE
Max Ampacity: 400A	Brown	16A25-1UH	16A26-1UH
Voltage: 600VAC/DC	Red	16A25-1UR	16A26-1UR
	Blue	16A25-1UB	16A26-1UB
	Orange	16A25-1UO	16A26-1UO
	Green	16A25-1UG	16A26-1UG
	Yellow	16A25-1UY	16A26-1UY
Description		Male 90°	Female 90°
	Color	Cat. No.	Cat. No.
<b>Half Round w/Tapped Hole</b>	White	16R19-UW	16R20-UW
Cable Size: #2 - 4/0	Black	16R19-UE	16R20-UE
Max Ampacity: 400A	Brown	16R19-UH	16R20-UH
Voltage: 600VAC/DC	Red	16R19-UR	16R20-UR
	Blue	16R19-UB	16R20-UB
	Orange	16R19-UO	16R20-UO
	Green	16R19-UG	16R20-UG
	Yellow	16R19-UY	16R20-UY



Note: Contact factory for availability.

\*Threaded stud termination type receptacles are available with custom stud lengths, from .75"L to 3.00"L.

Please contact your local sales representative for ordering information and availability



16R19-UE

16 Series, Taper Nose — Panel Mount Receptacle with .75" Extended Shoulder  			
Description		Male 90°	Female 90°
	Color	Cat. No.	Cat. No.
<b>1.125"L Threaded Stud</b>	White	16R31-XW	16R32-XW
Cable Size: #2 - 4/0	Black	16R31-XE	16R32-XE
Max Ampacity: 400A	Brown	16R31-XH	16R32-XH
Voltage: 600VAC/DC	Red	16R31-XR	16R32-XR
	Blue	16R31-XB	16R32-XB
	Orange	16R31-XO	16R32-XO
	Green	16R31-XG	16R32-XG
	Yellow	16R31-XY	16R32-XY





# 16 Series

Rhino-Hide® Single Pole | Plugs | Covers and Caps | **Industrial**



Temporary Power

## 16 Series Female Terminal Connectors (400A, 600V)

16 Series, Taper Nose — Female Connectors  			
		Angle	Offset
Description	Color	Cat. No.	Cat. No.
<b>Bus Bar Mount</b>	White	16F21-UW	16F22-UW
Cable Size: #2 - 4/0	Black	16F21-UE	16F22-UE
Max Ampacity: 400A	Brown	16F21-UH	16F22-UH
Voltage: 600VAC/DC	Red	16F21-UR	16F22-UR
	Blue	16F21-UB	16F22-UB
	Orange	16F21-UO	16F22-UO
	Green	16F21-UG	16F22-UG
	Yellow	16F21-UY	16F22-UY

Note: Contact factory for availability





16F21-UB



16F22-UE

## 16 Series Protective Covers and Caps

16 Series — Covers  				
		Male/Female	Male	Female
Description	Color	Cat. No.	Cat. No.	Cat. No.
<b>NEMA 3R Enclosure</b>	White	16S31-UW	—	—
	Black	16S31-UE	—	—
	Brown	16S31-UH	—	—
	Red	16S31-UR	—	—
	Blue	16S31-UB	—	—
	Orange	16S31-UO	—	—
	Green	16S31-UG	—	—
	Yellow	16S31-UY	—	—
	Clear	16S31-UCL	—	—



16S31-UR



16P22-UE

16 Series — Caps				
		Male/Female	Male	Female
Description	Color	Cat. No.	Cat. No.	Cat. No.
<b>Caps</b>	White	—	16P21-UW	16P22-UW
	Black	—	16P21-UE	16P22-UE
	Brown	—	16P21-UH	16P22-UH
	Red	—	16P21-UR	16P22-UR
	Blue	—	16P21-UB	16P22-UB
	Orange	—	16S21-UO	16P22-UO
	Green	—	16S21-UG	16P22-UG
	Yellow	—	16S21-UY	16P22-UY

Note: Contact factory for availability



### Related Products

To accommodate everyday use Leviton offers a variety of 16 Series accessories. **See page I-24 for more information.**

### Taper Nose Adapters

#### 400A, 600VAC/DC Max — NEMA 3R Rated for Outdoor Use

The entire line of Leviton 16 Series single pole cam-type adapter cable assemblies are UL/CSA 1691 Listed and completely interoperable and interchangeable with competitive cam-type plugs and receptacles.

#### 16 Series Cam-Type Adapters (400A, 600V) — UL/CSA 1691 Listed

16 Series, Taper Nose — Cam-Type Adapters  					
Description		Paralleling Tee F-M-M		Tapping Tee F-F-M	
	Color	Cat. No.	Cat. No.	Cat. No.	Cat. No.
Max Ampacity: 400A	White	16A21-UW		16A22-UW	
Voltage: 600VAC/DC	Black	16A21-UE		16A22-UE	
	Brown	16A21-UH		16A22-UH	
	Red	16A21-UR		16A22-UR	
	Blue	16A21-UB		16A22-UB	
	Orange	16A21-UO		16A22-UO	
	Green	16A21-UG		16A22-UG	
	Yellow	16A21-UY		16A22-UY	

Description		3-Fer M-F-F-F	Reverse 3-Fer F-M-M-M	Double Male	Double Female
	Color	Cat. No.	Cat. No.	Cat. No.	Cat. No.
Max Ampacity: 400A	White	16A23-UW	16A26-UW	16A25-UW	16A24-UW
Voltage: 600VAC/DC	Black	16A23-UE	16A26-UE	16A25-UE	16A24-UE
	Brown	16A23-UH	16A26-UH	16A25-UH	16A24-UH
	Red	16A23-UR	16A26-UR	16A25-UR	16A24-UR
	Blue	16A23-UB	16A26-UB	16A25-UB	16A24-UB
	Orange	16A23-UO	16A26-UO	16A25-UO	16A24-UO
	Green	16A23-UG	16A26-UG	16A25-UG	16A24-UG
	Yellow	16A23-UY	16A26-UY	16A25-UY	16A24-UY

Description		Paralleling Tee F-M-M	Tapping Tee F-M-M	3-Fer M-F-F-F	Reverse 3-Fer F-M-M-M
	Color	Cat. No.	Cat. No.	Cat. No.	Cat. No.
Assembled Adapters	White	16A31-UW	16A32-UW	16A33-UW	16A36-UW
Cable Size: 4/0	Black	16A31-UE	16A32-UE	16A33-UE	16A36-UE
Max Ampacity: 400A	Red	16A31-UR	16A32-UR	16A33-UR	16A36-UR
Voltage: 600VAC/DC	Blue	16A31-UB	16A32-UB	16A33-UB	16A36-UB
	Green	16A31-UG	16A32-UG	16A33-UG	16A36-UG

Note: Contact factory for availability

### Ampacity Table

Ampacity Ratings	
Cable Size	Ampacity
#6	105
#4	140
#2	190
#1	220
1/0	260
2/0	300
3/0	350
4/0	405

Excerpted from NEC Article 400, Table 400.5(A)(2), 90° column



16A21-UG



16A23-UE



16A24-UB



Cable Assemblies



## 18 Series

### Ball Nose, Cam-Type Plugs

#### 400A, 600VAC/DC Max — NEMA 3R Rated for Outdoor Use

The 18 Series Ball Nose plugs, receptacles and connectors are used by the broadcast industry in Canada, as well as the welding industry in the United States.

#### 18 Series Cam-Type Plugs (up to 190A, 600V) — UL/CSA 1691 Listed

18 Series, Ball Nose — Cam-Type Plugs  			
Description		Male Plug	Female Plug
	Color	Cat. No.	Cat. No.
<b>Single Set Screw Termination</b>	White	18D21-UW	18D29-UW
Cable Size: #2 - 2/0	Black	18D21-UE	18D29-UE
Max Ampacity: 300A	Brown	18D21-UH	18D29-UH
Voltage: 600VAC/DC	Red	18D21-UR	18D29-UR
	Blue	18D21-UB	18D29-UB
	Orange	18D21-UO	18D29-UO
	Green	18D21-UG	18D29-UG
	Yellow	18D21-UY	18D29-UY
<b>Double Set Screw Termination</b>	White	18D22-UW	18D31-UW
Cable Size: #2 - 2/0	Black	18D22-UE	18D31-UE
Max Ampacity: 300A	Brown	18D22-UH	18D31-UH
Voltage: 600VAC/DC	Red	18D22-UR	18D31-UR
	Blue	18D22-UB	18D31-UB
	Orange	18D22-UO	18D31-UO
	Green	18D22-UG	18D31-UG
	Yellow	18D22-UY	18D31-UY
<b>Single Set Screw Termination</b>	White	18D23-UW	18D32-UW
Cable Size: 1/0 - 4/0	Black	18D23-UE	18D32-UE
Max Ampacity: 400A	Brown	18D23-UH	18D32-UH
Voltage: 600VAC/DC	Red	18D23-UR	18D32-UR
	Blue	18D23-UB	18D32-UB
	Orange	18D23-UO	18D32-UO
	Green	18D23-UG	18D32-UG
	Yellow	18D23-UY	18D32-UY
<b>Double Set Screw Termination</b>	White	18D24-UW	18D33-UW
Cable Size: 1/0 - 4/0	Black	18D24-UE	18D33-UE
Max Ampacity: 400A	Brown	18D24-UH	18D33-UH
Voltage: 600VAC/DC	Red	18D24-UR	18D33-UR
	Blue	18D24-UB	18D33-UB
	Orange	18D24-UO	18D33-UO
	Green	18D24-UG	18D33-UG
	Yellow	18D24-UY	18D33-UY

Note: Contact factory for availability



#### Related Products

To accommodate everyday use Leviton offers a variety of 18 Series accessories.

**See page I-24 for more information.**

## 18 Series Panel Mount Receptacles (400A, 600V) — UL/CSA 1691 Listed

18 Series, Ball Nose — Panel Mount Receptacles			
		Male Plug	Female Plug
Description	Color	Cat. No.	Cat. No.
<b>.75”L Threaded Stud Termination</b> Cable Size: #2 - 4/0 Max Ampacity: 400A Voltage: 600VAC/DC	White	18R21-UW	18R22-UW
	Black	18R21-UE	18R22-UE
	Brown	18R21-UH	18R22-UH
	Red	18R21-UR	18R22-UR
	Blue	18R21-UB	18R22-UB
	Orange	18R21-UO	18R22-UO
	Green	18R21-UG	18R22-UG
	Yellow	18R21-UY	18R22-UY
	<b>Double Set Screw Termination</b> Cable Size: 1/0 - 4/0 Max Ampacity: 400A Voltage: 600VAC/DC	White	18R23-UW
Black		18R23-UE	18R24-UE
Brown		18R23-UH	18R24-UH
Red		18R23-UR	18R24-UR
Blue		18R23-UB	18R24-UB
Orange		18R23-UO	18R24-UO
Green		18R23-UG	18R24-UG
Yellow		18R23-UY	18R24-UY

Note: Contact factory for availability



18R22-UG

## 18 Series Female Terminal Connectors (400A, 600V)

18 Series, Ball Nose — Female Connectors			
		Angle	Offset
Description	Color	Cat. No.	Cat. No.
<b>Bus Bar Mount</b> Cable Size: #2 - 4/0 Max Ampacity: 400A Voltage: 600VAC/DC	White	18F21-UW	18F22-UW
	Black	18F21-UE	18F22-UE
	Brown	18F21-UH	18F22-UH
	Red	18F21-UR	18F22-UR
	Blue	18F21-UB	18F22-UB
	Orange	18F21-UO	18F22-UO
	Green	18F21-UG	18F22-UG
	Yellow	18F21-UY	18F22-UY

Note: Contact factory for availability



18F21-UE



18P22-UE

## 18 Series Protective Caps

18 Series — Caps			
		Male	Female
Description	Color	Cat. No.	Cat. No.
<b>Caps</b>	White	18P21-UW	18P22-UW
	Black	18P21-UE	18P22-UE
	Brown	18P21-UH	18P22-UH
	Red	18P21-UR	18P22-UR
	Blue	18P21-UB	18P22-UB
	Orange	18P21-UO	18P22-UO
	Green	18P21-UG	18P22-UG
	Yellow	18P21-UY	18P22-UY

Note: Contact factory for availability



# 18 Series

Rhino-Hide® Single Pole | Adapters | **Industrial**



Temporary Power

## 18 Series Cam-Type Adapters (400A, 600V) — UL/CSA 1691 Listed

18 Series, Ball Nose — Cam-Type Adapters  				
		Paralleling Tee F-M-M	Tapping Tee F-M-M	
Description	Color	Cat. No.	Cat. No.	
Max Ampacity: 400A Voltage: 600VAC/DC	White	18A21-UW	18A22-UW	
	Black	18A21-UE	18A22-UE	
	Brown	18A21-UH	18A22-UH	
	Red	18A21-UR	18A22-UR	
	Blue	18A21-UB	18A22-UB	
	Orange	18A21-UO	18A22-UO	
	Green	18A21-UG	18A22-UG	
	Yellow	18A21-UY	18A22-UY	
		3-Fer F-M-M	Double Male	Double Female
Description	Color	Cat. No.	Cat. No.	
Max Ampacity: 400A Voltage: 600VAC/DC	White	18A23-UW	18A25-UW	18A24-UW
	Black	18A23-UE	18A25-UE	18A24-UE
	Brown	18A23-UH	18A25-UH	18A24-UH
	Red	18A23-UR	18A25-UR	18A24-UR
	Blue	18A23-UB	18A25-UB	18A24-UB
	Orange	18A23-UO	18A25-UO	18A24-UO
	Green	18A23-UG	18A25-UG	18A24-UG
	Yellow	18A23-UY	18A25-UY	18A24-UY

Note: Contact factory for availability



18A22-UE



18A23-UE



18A25-UE

## Ampacity Table

Ampacity Ratings	
Cable Size	Ampacity
#2	190
1/0	260
2/0	300
4/0	405

Excerpted from NEC Article 400, Table 400.5(A)(2), 90° column



### Related Products

To accommodate everyday use Leviton offers a variety of 18 Series accessories.  
**See page I-24 for more information.**

### 17 Series

#### Taper Nose, Cam-Type Plugs

#### 690A, 600VAC/DC Max — NEMA 3R Rated for Outdoor Use

The 17 Series Taper Nose connectors withstand grueling, heavy-duty industrial use. Applications include generator test stations, water purification plants, electrochemical machining equipment and other general industrial uses.

#### 17 Series Cam-Type Plugs (up to 690A, 600V)

17 Series, Taper Nose — Cam-Type Plugs			
		Male Plug	Female Plug
Description	Color	Cat. No.	Cat. No.
<b>Double Set Screw Termination</b>	White	17D22-W	17D24-W
Cable Size: 350-500MCM	Black	17D22-E	17D24-E
Max Ampacity: 690A	Brown	17D22-H	17D24-H
Voltage: 600V	Red	17D22-R	17D24-R
Neoprene™ Sleeve	Blue	17D22-B	17D24-B
Detachable	Orange	17D22-O	17D24-O
	Green	17D22-G	17D24-G
	Yellow	17D22-Y	17D24-Y
<b>Crimp Tube Termination</b>	White	17V23-W	17V26-W
Cable Size: 500-750MCM	Black	17V23-E	17V26-E
Max Ampacity: 690A	Brown	17V23-H	17V26-H
Voltage: 600V	Red	17V23-R	17V26-R
Neoprene™ Sleeve	Blue	17V23-B	17V26-B
Detachable	Orange	17V23-O	17V26-O
	Green	17V23-G	17V26-G
	Yellow	17V23-Y	17V26-Y

Note: Contact factory for availability

#### 17 Series Panel Mount Receptacles (690A, 600V)

17 Series, Taper Nose — Panel Mount Receptacle					
		Male 90°	Female 90°	Male 30°	Female 30°
Description	Color	Cat. No.	Cat. No.	Cat. No.	Cat. No.
<b>Threaded Stud Termination</b>	White	17R21-W	17R22-W	17R23-W	17R24-W
Cable Size: 250-750MCM	Black	17R21-E	17R22-E	17R23-E	17R24-E
Max Ampacity: 690A	Brown	17R21-H	17R22-H	17R23-H	17R24-H
Voltage: 600V	Red	17R21-R	17R22-R	17R23-R	17R24-R
	Blue	17R21-B	17R22-B	17R23-B	17R24-B
	Orange	17R21-O	17R22-O	17R23-O	17R24-O
	Green	17R21-G	17R22-G	17R23-G	17R24-G
	Yellow	17R21-Y	17R22-Y	17R23-Y	17R24-Y

Note: Contact factory for availability



17D22-UH



17D24-UR



17V23-UE



17R21-W



#### Related Products

To accommodate everyday use Leviton offers a variety of 17 Series accessories. See page I-24 for more information.





# 17 Series

Rhino-Hide® Single Pole | Covers and Caps | **Industrial**



Temporary Power

## 17 Series Protective Covers and Caps

17 Series — Covers  				
		Male/Female	Male	Female
Description	Color	Cat. No.	Cat. No.	Cat. No.
<b>NEMA 3R Enclosure</b>	White	17S31-W	—	—
	Black	17S31-E	—	—
	Brown	17S31-H	—	—
	Red	17S31-R	—	—
	Blue	17S31-B	—	—
	Orange	17S31-O	—	—
	Green	17S31-G	—	—
	Yellow	17S31-Y	—	—

17 Series — Caps				
		Male/Female	Male	Female
Description	Color	Cat. No.	Cat. No.	Cat. No.
<b>Caps</b>	White	—	17P21-W	17P22-W
	Black	—	17P21-E	17P22-E
	Brown	—	17P21-H	17P22-H
	Red	—	17P21-R	17P22-R
	Blue	—	17P21-B	17P22-B
	Orange	—	17P21-O	17P22-O
	Green	—	17P21-G	17P22-G
	Yellow	—	17P21-Y	17P22-Y



17S31-R



17P21-O

Note: Contact factory for availability

## Ampacity Table

Ampacity Ratings	
Cable Size	Ampacity
250	455
350	570
500	700
750	885

Excerpted from NEC Article 400, Table 400.5(A)(2), 90° column



### Related Products

To accommodate everyday use Leviton offers a variety of 17 Series accessories. **See page I-24 for more information.**

### 19 Series

#### Ball Nose, Cam-Type Plugs

#### 690A, 600VAC/DC Max — NEMA 3R Rated for Outdoor Use

The 19 Series Ball Nose connectors are rated up to 690 Amps and are designed for heavy-duty industrial applications.

#### 19 Series Cam-Type Plugs (up to 690A, 600V)

19 Series, Ball Nose — Cam-Type Plugs			
		Male Plug	Female Plug
Description	Color	Cat. No.	Cat. No.
<b>Double Set Screw Termination</b>	White	19D22-W	19D24-W
Cable Size: 350-500MCM	Black	19D22-E	19D24-E
Max Ampacity: 690A	Brown	19D22-H	19D24-H
Voltage: 600V	Red	19D22-R	19D24-R
	Blue	19D22-B	19D24-B
	Orange	19D22-O	19D24-O
	Green	19D22-G	19D24-G
	Yellow	19D22-Y	19D24-Y

Note: Contact factory for availability



19D22-G



19D24-B

#### 19 Series Panel Mount Receptacles (690A, 600V)

19 Series, Ball Nose — Panel Mount Receptacles			
		Male 90°	Female 90°
Description	Color	Cat. No.	Cat. No.
<b>1.00" L Threaded Stud Termination</b>	White	19R21-W	19R22-W
Cable Size: 250-750MCM	Black	19R21-E	19R22-E
Max Ampacity: 690A	Brown	19R21-H	19R22-H
Voltage: 600V	Red	19R21-R	19R22-R
	Blue	19R21-B	19R22-B
	Orange	19R21-O	19R22-O
	Green	19R21-G	19R22-G
	Yellow	19R21-Y	19R22-Y

Note: Contact factory for availability



19P21-E

#### 19 Series Protective Caps

19 Series — Caps			
		Male	Female
Description	Color	Cat. No.	Cat. No.
<b>Caps</b>	White	19P21-W	19P22-W
	Black	19P21-E	19P22-E
	Brown	19P21-H	19P22-H
	Red	19P21-R	19P22-R
	Blue	19P21-B	19P22-B
	Orange	19P21-O	19P22-O
	Green	19P21-G	19P22-G
	Yellow	19P21-Y	19P22-Y

Note: Contact factory for availability

#### Ampacity Table

Ampacity Ratings	
Cable Size	Ampacity
250	455
350	570
500	700
750	885



#### Related Products

To accommodate everyday use Leviton offers a variety of 19 Series accessories. **See page I-24 for more information.**

## 22 Series

### Latching Ball Nose, Cam-Type Plugs

690A, 600VAC/DC Max

Leviton's cam-type positive latching connectors and receptacles are the standard used by Navy bases and shipyards in supplying 3-phase power to ships at dockside. These heavy duty, completely insulated connectors are vibration resistant so they will not loosen — ensuring high conductivity and maximum efficiency. Contacts can be retrofitted to existing locations and power distribution systems.

### 22 Series Cam-Type Plugs (up to 690A, 600V)

#### 22 Series, Latching Ball Nose — Cam-Type Plugs

		Male Plug	Female Plug	
Description	Color	Cat. No.	Cat. No.	
<b>Crimp Tube Termination</b> Cable Size: 250-350MCM Max Ampacity: 570A Voltage: 600V Neoprene™ Sleeve	White	22L21-W	22L24-W	
	Black	22L21-E	22L24-E	
	Brown	22L21-H	22L24-H	
	Red	22L21-R	22L24-R	
	Blue	22L21-B	22L24-B	
	Orange	22L21-O	22L24-O	
	Green	22L21-G	22L24-G	
	Yellow	22L21-Y	22L24-Y	
	<b>Crimp Tube Termination</b> Cable Size: 350-500MCM Max Ampacity: 690A Voltage: 600V Neoprene™ Sleeve	White	22L22-W	22L25-W
		Black	22L22-E	22L25-E
Brown		22L22-H	22L25-H	
Red		22L22-R	22L25-R	
Blue		22L22-B	22L25-B	
Orange		22L22-O	22L25-O	
Green		22L22-G	22L25-G	
Yellow		22L22-Y	22L25-Y	
<b>Crimp Tube Termination</b> Cable Size: 350-500MCM Max Ampacity: 690A Voltage: 600V TPV Sleeve	White	22L22-SW	22L25-SW	
	Black	22L22-SE	22L25-SE	
	Brown	22L22-SH	22L25-SH	
	Red	22L22-SR	22L25-SR	
	Blue	22L22-SB	22L25-SB	
	Orange	22L22-SO	22L25-SO	
	Green	22L22-SG	22L25-SG	
	Yellow	22L22-SY	22L25-SY	
<b>Crimp Tube Termination</b> Cable Size: 500-750MCM Max Ampacity: 690A Voltage: 600V Neoprene™ Sleeve	White	22L23-W	22L26-W	
	Black	22L23-E	22L26-E	
	Brown	22L23-H	22L26-H	
	Red	22L23-R	22L26-R	
	Blue	22L23-B	22L26-B	
	Orange	22L23-O	22L26-O	
	Green	22L23-G	22L26-G	
	Yellow	22L23-Y	22L26-Y	

Note: Contact factory for availability



22L21-R



22L25-E



22L25-SR



22L23-E



#### Related Products



To accommodate everyday use Leviton offers a variety of 22 Series accessories. **See page I-24 for more information.**

### 22 Series Panel Mount Receptacles (690A, 600V)

22 Series, Latching Ball Nose — Panel Mount Receptacles					
		Male 90°	Female 90°	Male 30°	Female 30°
Description	Color	Cat. No.	Cat. No.	Cat. No.	Cat. No.
<b>1.00”L Threaded Stud Termination</b> Cable Size: 250-750MCM Max Ampacity: 690A Voltage: 600V	White	22R21-W	22R22-W	22R23-W	22R24-W
	Black	22R21-E	22R22-E	22R23-E	22R24-E
	Brown	22R21-H	22R22-H	22R23-H	22R24-H
	Red	22R21-R	22R22-R	22R23-R	22R24-R
	Blue	22R21-B	22R22-B	22R23-B	22R24-B
	Orange	22R21-O	22R22-O	22R23-O	22R24-O
	Green	22R21-G	22R22-G	22R23-G	22R24-G
	Yellow	22R21-Y	22R22-Y	22R23-Y	22R24-Y
		Female 15°		With Microswitch	
Description	Color	Cat. No.	Cat. No.	Cat. No.	Cat. No.
<b>1.00”L Threaded Stud Termination</b> Cable Size: 250-750MCM Max Ampacity: 690A Voltage: 600V	White	22R26-W		22R28-W	
	Black	22R26-E		22R28-E	
	Red	22R26-R		22R28-R	

Note: Contact factory for availability

### 22 Series Protective Caps

22 Series — Caps  			
		Male	Female
Description	Color	Cat. No.	Cat. No.
<b>Caps</b>	White	22P21-W	22P22-W
	Black	22P21-E	22P22-E
	Brown	22P21-H	22P22-H
	Red	22P21-R	22P22-R
	Blue	22P21-B	22P22-B
	Orange	22P21-O	22P22-O
	Green	22P21-G	22P22-G
	Yellow	22P21-Y	22P22-Y

Note: Contact factory for availability



Temporary Power

### Ampacity Table

Ampacity Ratings	
Cable Size	Ampacity
250	455
350	570
500	700
750	885

Excerpted from NEC Article 400, Table 400.5(A)(2), 90° column

# 23 Series

Rhino-Hide® Single Pole | Plugs | Receptacles | **Industrial**



Temporary Power

## 23 Series

### Latching Taper Nose, Cam-Type Plugs

690A, 600VAC/DC Max

#### 23 Series Cam-Type Plugs (up to 690A, 600V)

23 Series, Latching Taper Nose — Cam-Type Plugs			
		Male Plug	Female Plug
Description	Color	Cat. No.	Cat. No.
<b>Crimp Tube Termination</b>	White	23L22-W	23L25-W
Cable Size: 350-500MCM	Black	23L22-E	23L25-E
Max Ampacity: 690A	Brown	23L22-H	23L25-H
Voltage: 600V	Red	23L22-R	23L25-R
Neoprene™ Sleeve	Blue	23L22-B	23L25-B
	Orange	23L22-O	23L25-O
	Green	23L22-G	23L25-G
	Yellow	23L22-Y	23L25-Y
<b>Crimp Tube Termination</b>	White	23L23-W	23L26-W
Cable Size: 500-750MCM	Black	23L23-E	23L26-E
Max Ampacity: 690A	Brown	23L23-H	23L26-H
Voltage: 600V	Red	23L23-R	23L26-R
Neoprene™ Sleeve	Blue	23L23-B	23L26-B
	Orange	23L23-O	23L26-O
	Green	23L23-G	23L26-G
	Yellow	23L23-Y	23L26-Y

Note: Contact factory for availability



23L25-G





23L23-E



23L26-R

#### 23 Series Panel Mount Receptacles (690A, 600V)

23 Series, Latching Taper Nose — Panel Mount Receptacles  			
		Male 30°	Female 30°
Description	Color	Cat. No.	Cat. No.
<b>1.00"L Threaded Stud Termination</b>	White	23R23-W	23R24-W
Cable Size: 250-750MCM	Black	23R23-E	23R24-E
Max Ampacity: 690A	Brown	23R23-H	23R24-H
Voltage: 600V	Red	23R23-R	23R24-R
	Blue	23R23-B	23R24-B
	Orange	23R23-O	23R24-O
	Green	23R23-G	23R24-G
	Yellow	23R23-Y	23R24-Y



Note: Contact factory for availability



#### Related Products

To accommodate everyday use Leviton offers a variety of 23 Series accessories. **See page I-24 for more information.**

### 23 Series Protective Caps

23 Series — Caps  			
		Male	Female
Description	Color	Cat. No.	Cat. No.
<b>Caps</b>	White	23P21-W	23P22-W
	Black	23P21-E	23P22-E
	Brown	23P21-H	23P22-H
	Red	23P21-R	23P22-R
	Blue	23P21-B	23P22-B
	Orange	23P21-O	23P22-O
	Green	23P21-G	23P22-G
	Yellow	23P21-Y	23P22-Y

Note: Contact factory for availability

### Ampacity Table

Ampacity Ratings	
Cable Size	Ampacity
250	455
350	570
500	700
750	885

Excerpted from NEC Article 400, Table 400.5(A)(2), 90° column



## Assembly Tools & Replacement Parts

### “Com-A-Long” Assembly Tool 15 Series

Description	Cat. No.
For Female Plug	15CLF-U
For Male Plug	15CLM-U

### “Com-A-Long” Assembly Tool 16, 18 Series

Description	Cat. No.
For Female Plug	16CLF-U
For Male Plug	16CLM-U

### Copper Shims (10 Per Package)

Description	Cat. No.
15 Series	A0006
16 Series & 18 Series	A0004

### Strain-Relief Wire (10 Per Package)

Description	Cat. No.
15 Series	A0007
16 Series & 18 Series	A0003

### “Com-A-Long” Assembly Tool 17, 19, 22, 23 Series

Description	Cat. No.
For Female Plug	17CLF
For Male Plug	17CLM

### Set Screws (10 Per Package)

Description	Cat. No.
15 Series	A0001
16 Series & 18 Series	A0002

### Plastic Screws (10 Per Package)

Description	Cat. No.
16 Series & 18 Series	A0010
15 Series	A0011

### Lubricating Spray

Description	Cat. No.
16 Fluid Ounce Can	C0001

### 49 Series


Rhino-Hide® 49 Series devices can be installed on both existing silicon-controlled rectifiers (SCR's) and generator stations or on new oil and gas rig construction. These devices are used by SCR drive manufacturers and top drive manufacturers to distribute power from the SCR to mud pumps and top drives.

#### Features and Benefits

- Ideal for replacement, these connectors mate with other manufacturers' high-amperage single pole connectors and receptacles for fast, easy change-out
- UV stable, polyolefin-based Santoprene™ TPV housings resist fading and cracking for longer service life
- Contacts machined from high conductivity copper alloy and silver-plated for corrosion resistance and superior conductivity
- Color-coded, metal, in-line coupler prevents unauthorized separation of connectors
- Male contact silver and gold plated for superior performance
- Color-coded connector housing for quick visual identification of circuit and phase connections

#### Male and Female Plugs

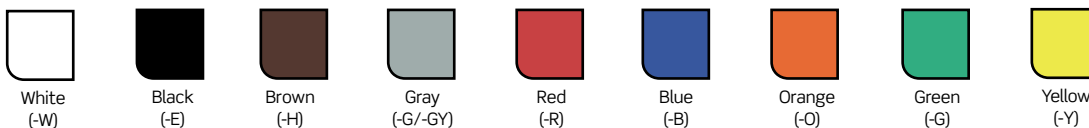
##### 49 Series Male and Female Mated



##### Coupler



**Color Choices** Rhino-Hide® Cam-Type devices are offered in a wide range of colors. To order colors, add suffix to Cat. No.



## Panel Mounted Receptacles

### 49FR Series

With thermal stability ranging from -60°C to 135°C (-76°F to 275°F) the high-performance TPV bus bar insulator resists cracking for longer service life

Ideal for replacement; receptacles mate with other manufacturers' high-ampere single pole plugs for fast, easy change-out

Receptacles deliver up to 1,135 Amps continuous duty

Captive stainless steel clevis bracket

Cast aluminum powder-coated receptacle housing is color-coded for quick visual identification of circuit and phase connections

Detent pin allows clevis pin to stay secure in either open or closed position

TPV cap prevents contamination when receptacle is not in use

"X" version receptacle housings feature a 45° angle stainless steel clevis pin that permits ganging of multiple receptacles in very close proximity to each other (as close as ¼") for installation on smaller panels

Stainless steel clevis bracket accepts industry standard lockout

Available colors include: Black, White, Red, Blue, Green, Yellow, Orange, Brown, Purple and Gray. For additional colors, consult factory.

Color-coding the devices minimizes errors due to mis-wiring and saves time during assembly and troubleshooting, especially on dusty and dirty oil rigs.



### Male and Female Cable Connectors

Cable Sizes 313 MCM through 777 MCM, 1135A Max

49 Series Devices — Male Plugs						
Max Ampacity	636A	796A	898A	1009A	1135A	
Conductor Size	313 MCM	444 MCM	535 MCM	646 MCM	777 MCM	Replacement Sleeve
Color	Cat. No.	Cat. No.	Cat. No.	Cat. No.	Cat. No.	Cat. No.
White	49M31-W	49M44-W	49M53-W	49M64-W	49M77-W	49MSL-W
Black	49M31-E	49M44-E	49M53-E	49M64-E	49M77-E	49MSL-E
Brown	49M31-H	49M44-H	49M53-H	49M64-H	49M77-H	49MSL-H
Red	49M31-R	49M44-R	49M53-R	49M64-R	49M77-R	49MSL-R
Blue	49M31-B	49M44-B	49M53-B	49M64-B	49M77-B	49MSL-B
Orange	49M31-O	49M44-O	49M53-O	49M64-O	49M77-O	49MSL-O
Green	49M31-G	49M44-G	49M53-G	49M64-G	49M77-G	49MSL-G
Yellow	49M31-Y	49M44-Y	49M53-Y	49M64-Y	49M77-Y	49MSL-Y
Purple	49M31-P	49M44-P	49M53-P	49M64-P	49M77-P	49MSL-P
Gray	49M31-GY	49M44-GY	49M53-GY	49M64-GY	49M77-GY	49MSL-GY
	Cat. No.	Cat. No.	Cat. No.	Cat. No.	Cat. No.	Cat. No.
Replacement Contact	49M31-C	49M44-C	49M53-C	49M64-C	49M77-C	—

49 Series Devices — Female Plugs						
Max Ampacity	636A	796A	898A	1009A	1135A	
Conductor Size	313 MCM	444 MCM	535 MCM	646 MCM	777 MCM	Replacement Sleeve
Color	Cat. No.	Cat. No.	Cat. No.	Cat. No.	Cat. No.	Cat. No.
White	49F31-W	49F44-W	49F53-W	49F64-W	49F77-W	49FSL-W
Black	49F31-E	49F44-E	49F53-E	49F64-E	49F77-E	49FSL-E
Brown	49F31-H	49F44-H	49F53-H	49F64-H	49F77-H	49FSL-H
Red	49F31-R	49F44-R	49F53-R	49F64-R	49F77-R	49FSL-R
Blue	49F31-B	49F44-B	49F53-B	49F64-B	49F77-B	49FSL-B
Orange	49F31-O	49F44-O	49F53-O	49F64-O	49F77-O	49FSL-O
Green	49F31-G	49F44-G	49F53-G	49F64-G	49F77-G	49FSL-G
Yellow	49F31-Y	49F44-Y	49F53-Y	49F64-Y	49F77-Y	49FSL-Y
Purple	49F31-P	49F44-P	49F53-P	49F64-P	49F77-P	49FSL-P
Gray	49F31-GY	49F44-GY	49F53-GY	49F64-GY	49F77-GY	49FSL-GY
	Cat. No.	Cat. No.	Cat. No.	Cat. No.	Cat. No.	Cat. No.
Replacement Contact	49F31-C	49F44-C	49F53-C	49F64-C	49F77-C	—

Note: Contact factory for availability



Complete Male Connector & Contact  
49M77-R



Complete Female Connector & Contact  
49F77-G  
*Contacts are for copper cable only*

## Panel Mount Receptacles

Rhino-Hide® receptacles include a bus bar with male or female contact inserted into a TPV insulator, which is protected by a powder coated metal housing and TPV dust cap. Bus bars are available with single or double holes and each is compatible with the full cable range: 313 MCM to 777 MCM. Choose a male bus bar for the power side of the circuit or a female bus bar for the motor load side of the circuit. "X" Version receptacle housings feature a 45° angle stainless steel clevis pin that permits ganging of multiple receptacles (as close as 1/4" away from one another).

### 49 Series Panel Mount Receptacles (1135A, 1000V)

49 Series — Complete Male and Complete Female Panel Mount Receptacles					
		Complete Male Receptacle		Complete Female Receptacle	
		Single Hole Bus Bar	Double Hole Bus Bar	Single Hole Bus Bar	Double Hole Bus Bar
Description	Color	Cat. No.	Cat. No.	Cat. No.	Cat. No.
Receptacle Spacing:	White	49MR1-CW	49MR2-CW	49FR1-CW	49FR2-CW
¼" Horizontally,	Black	49MR1-CE	49MR2-CE	49FR1-CE	49FR2-CE
3 ¼" Vertically	Brown	49MR1-CH	49MR2-CH	49FR1-CH	49FR2-CH
Cable Size: 313-777MCM	Red	49MR1-CR	49MR2-CR	49FR1-CR	49FR2-CR
Max Ampacity: 1135A	Blue	49MR1-CB	49MR2-CB	49FR1-CB	49FR2-CB
Voltage: 1000V	Orange	49MR1-CO	49MR2-CO	49FR1-CO	49FR2-CO
	Green	49MR1-CG	49MR2-CG	49FR1-CG	49FR2-CG
	Yellow	49MR1-CY	49MR2-CY	49FR1-CY	49FR2-CY
	Purple	49MR1-CP	49MR2-CP	49FR1-CP	49FR2-CP
	Gray	49MR1-CGY	49MR2-CGY	49FR1-CGY	49FR2-CGY

		Complete Male Receptacle		Complete Female Receptacle	
		Single Hole Bus Bar	Double Hole Bus Bar	Single Hole Bus Bar	Double Hole Bus Bar
Description	Color	Cat. No.	Cat. No.	Cat. No.	Cat. No.
Receptacle Spacing:	White	49MR1-XW	49MR2-XW	49FR1-XW	49FR2-XW
¼" Horizontally and	Black	49MR1-XE	49MR2-XE	49FR1-XE	49FR2-XE
Vertically	Brown	49MR1-XH	49MR2-XH	49FR1-XH	49FR2-XH
Cable Size: 313-777MCM	Red	49MR1-XR	49MR2-XR	49FR1-XR	49FR2-XR
Max Ampacity: 1135A	Blue	49MR1-XB	49MR2-XB	49FR1-XB	49FR2-XB
Voltage: 1000V	Orange	49MR1-XO	49MR2-XO	49FR1-XO	49FR2-XO
	Green	49MR1-XG	49MR2-XG	49FR1-XG	49FR2-XG
	Yellow	49MR1-XY	49MR2-XY	49FR1-XY	49FR2-XY
	Purple	49MR1-XP	49MR2-XP	49FR1-XP	49FR2-XP
	Gray	49MR1-XGY	49MR2-XGY	49FR1-XGY	49FR2-XGY

Note: Contact factory for availability



49MR Series



Single Hole and Double Hole Bus Bar Terminations



49MR-X Series



Coupler



Clevis Pin



Dust Cover Cap




### Accessories and Replacement Parts

49 Series — Connector Accessories and Replacement Parts			
For Plugs			
Description	Color	Material	Cat. No.
Clevis Pin for In-Line Connector Coupler	Silver	Stainless Steel	49PNR
Male Dust Cap	Black	High-Performance TPV	49DSM
Female Dust Cap	Black	High-Performance TPV	49DSF
In-line Coupler	White	Powder-coated aluminum	49COP-W
In-line Coupler	Black	Powder-coated aluminum	49COP-E
In-line Coupler	Brown	Powder-coated aluminum	49COP-H
In-line Coupler	Red	Powder-coated aluminum	49COP-R
In-line Coupler	Blue	Powder-coated aluminum	49COP-B
In-line Coupler	Orange	Powder-coated aluminum	49COP-O
In-line Coupler	Green	Powder-coated aluminum	49COP-G
In-line Coupler	Yellow	Powder-coated aluminum	49COP-Y
For Panel Mounted Receptacles			
Description	Color	Material	Cat. No.
Clevis Pin for Panel Mount Receptacle	Silver	Stainless Steel	49PNR*
Dust Cover Cap for Male or Female Receptacle	Black	High-Performance TPV	49DSR
Receptacle Housing Gasket	Black	Rubber	49GAS
Locking Ground Pin	—	Brass	15GND-M
Locking Ground Plug (Female)	Green	TPV/Brass	15D22-G

\*Does not fit "X" Version.  
 Note: Contact factory for availability

#### Rhino-Hide® with Ground Pin



For panel receptacle applications requiring a ground connection, simply install the 15GND-M locking ground pin in place of one of the panel receptacle mounting bolts. The locking ground pin accepts our standard 15D22 series single pole cam connectors as shown in this diagram.

#### Ampacity Ratings in 40° Ambient for High Amperage Applications

Ampacity Ratings		
Cable Size	90° C (194° F)	125° C (257° F)
313 MCM	513	636
444 MCM	642	796
535 MCM	724	898
646 MCM	814	1009
777 MCM	916	1135



## Portable Outlet Boxes, Cover Plates and Wire Mesh Grips

### Ideal for Temporary Power Applications

Portable Electrical Outlet Boxes from Leviton are the perfect solution for creating OSHA and NEC Compliant portable power pendants and stringers for temporary power applications.

#### Features and Benefits

##### Portable Outlet Boxes

- Available in single-gang and two-gang sizes
- Extremely resistant to heat and harsh chemicals
- Feed-thru and pendant styles available

##### Cover Plates

- Available in a variety of styles
- Provide superior impact resistance
- Flip-lid versions are rated NEMA Type 3R

#### Portable Outlet Box and Cover Plate Group



### Portable Outlet Boxes — Single Gang



3059-1E



3059F-1E



3099F-1E



3099F-2E

Single Gang Portable Outlet Boxes						
	Cable Diameter	Black	Yellow	Dimensions A	Dimensions B	Dimensions C
Description		Cat. No.	Cat. No.			
Standard Depth, Pendant Style*	0.230" - 0.546"	3059-1E	3059-1Y	3.375"	3.900"	2.500"
Standard Depth, Feed-Thru Style*	0.230" - 0.546"	3059F-1E	3059F-1Y	3.375"	3.900"	2.500"
Extra Deep, Pendant Style	0.230" - 0.546"	3099-1E	3099-1Y	4.375"	3.900"	2.500"
Extra Deep, Feed-Thru Style	0.230" - 0.546"	3099F-1E	3099F-1Y	4.375"	3.900"	2.500"
Extra Deep, Pendant Style	0.590" - 1.000"	3099-2E	3099-2Y	4.375"	3.900"	2.500"
Extra Deep, Feed-Thru Style	0.590" - 1.000"	3099F-2E	3099F-2Y	4.375"	3.900"	2.500"

\*GFCI devices and deep body receptacles are not compatible (must use extra deep version)

### Cover Plates — Single Gang



3054



3051



3056



3060



3061



3052



3057



3055



3058

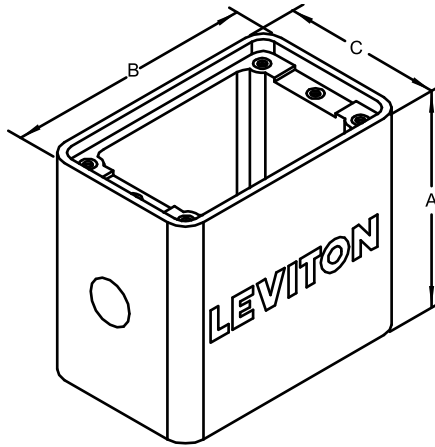
Cover Plates — Single Gang		
	Black	Yellow
Description	Cat. No.	Cat. No.
Blank	3054-E	3054-Y
Duplex	3051-E	3051-Y
Duplex with weather-resistant flip lid*	3056-E	3056-Y
GFCI	3060-E	3060-Y
GFCI with weather-resistant flip lid*~	3061-E	3061-Y
1.39" diameter	3052-E	3052-Y
1.39" diameter Single receptacle cover plate with weather-resistant flip lid*	3057-E	3057-Y
1.56" diameter	3055-E	3055-Y
1.56" diameter Single receptacle cover plate with weather-resistant flip lid*	3058-E	3058-Y

\*NEMA Type 3R Rated.

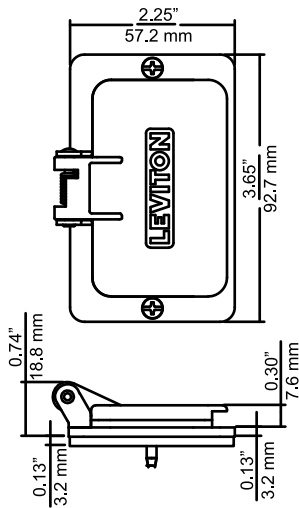
~Tamper Resistant GFCI Devices not compatible

## Dimensions for Single Gang Portable Outlet Boxes and Covers

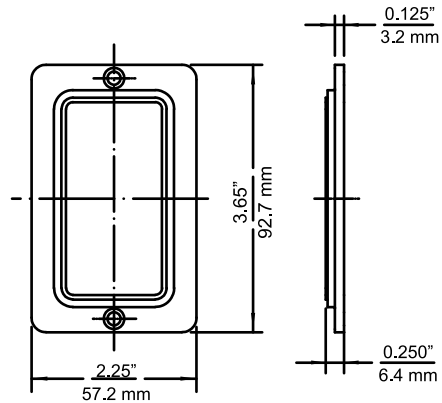
Single Gang Box



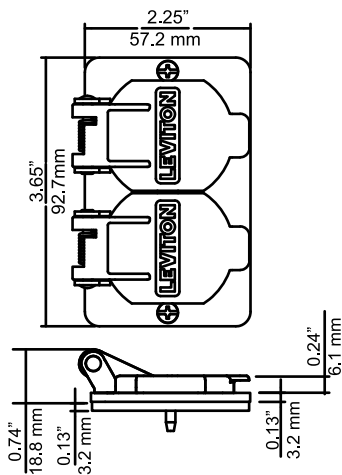
Single Gang GFCI Cover



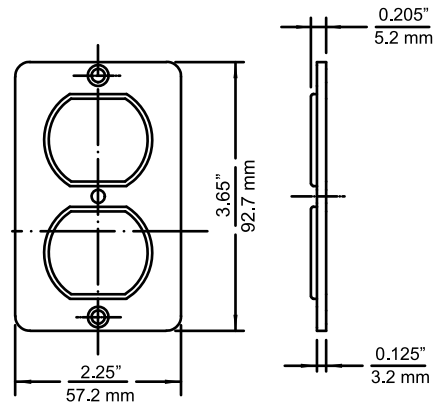
Single Gang GFCI Plate



Single Gang Cover



Single Gang Duplex Cover  
Typical for Receptacle Plates



### Portable Outlet Boxes — 2-Gang



3200-02Y



3300-02Y

2-Gang Portable Outlet Boxes							
	Cable Diameter	Black	Yellow	Dimensions A	Dimensions B	Dimensions C	Dimensions D
Description		Cat. No.	Cat. No.				
Standard Depth, Pendant Style	0.590" - 1.000"	3200-2E	3200-2Y	5.100"	5.655"	4.655"	—
Standard Depth, Feed-Thru Style	0.590" - 1.000"	3200F-2E	3200F-2Y	5.100"	5.655"	4.655"	—
Angled Depth, Pendant Style	0.590" - 1.000"	3300-2E	3300-2Y	4.300"	5.655"	4.655"	3.200"

### Cover Plates — 2-Gang



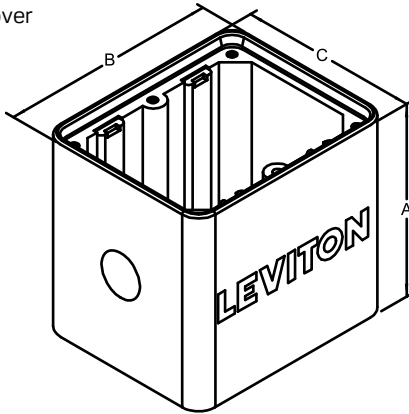
Cover Plates		
	Black	Yellow
Description	Cat. No.	Cat. No.
Blank	3265-E	3265-Y
2 - Duplex	3260-E	3260-Y
2 - Duplex with weather-resistant flip lid*	3260W-E	3260W-Y
2 - GFCI	3251-E	3251-Y
2 - GFCI with weather-resistant flip lid*~	3251W-E	3251W-Y
1 - GFCI, 1 - Blank	3241-E	3241-Y
1 - GFCI with weather-resistant flip lid, 1 - Blank*~	3241W-E	3241W-Y
1 - 1.56" diameter Single receptacle, 1 - Duplex receptacle	3262-E	3262-Y
1 - 1.56" diameter Single receptacle with weather-resistant flip lid, 1 - Duplex receptacle cover plate with weather-resistant flip lid	3262W-E	3262W-Y
1 - 1.56" diameter Single receptacle, 1 - Blank cover plate	3261-E	3261-Y
1 - 1.56" diameter Single receptacle with weather-resistant flip lid, 1 - Blank cover plate~	3261W-E	3261W-Y
2 - 1.56" diameter Single receptacle cover plate	3263-E	3263-Y
2 - 1.56" diameter Single receptacle cover plate with weather-resistant flip lid~	3263W-E	3263W-Y

\*NEMA Type 3R Rated.

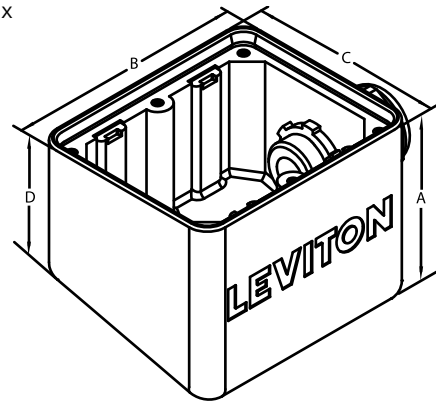
~Tamper-Resistant GFCI Devices may not be compatible — consult factory for details

### Dimensions for Two-Gang Portable Outlet Boxes and Covers

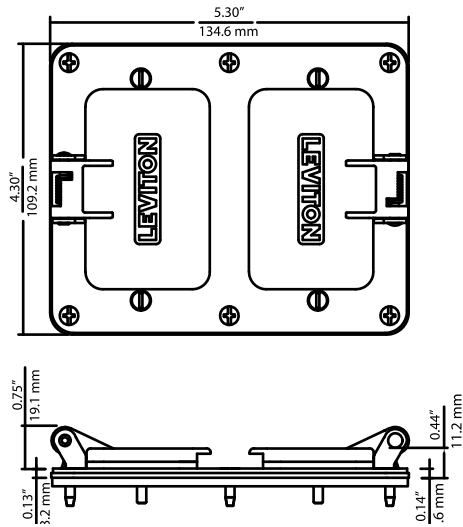
Two Gang Cover



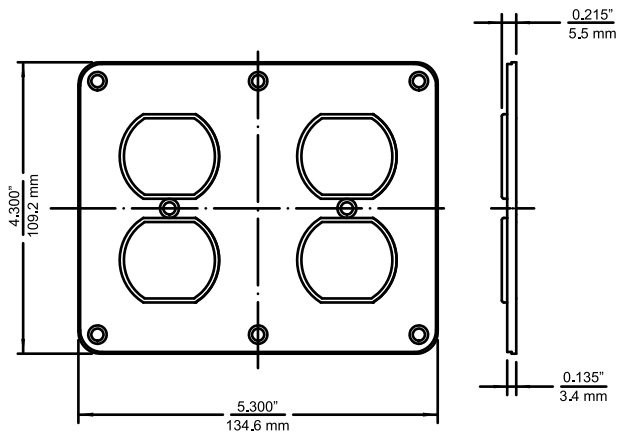
Angle Box



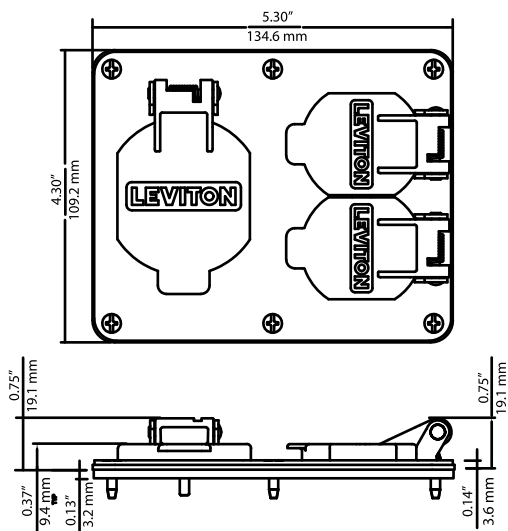
2G Decora® Cover



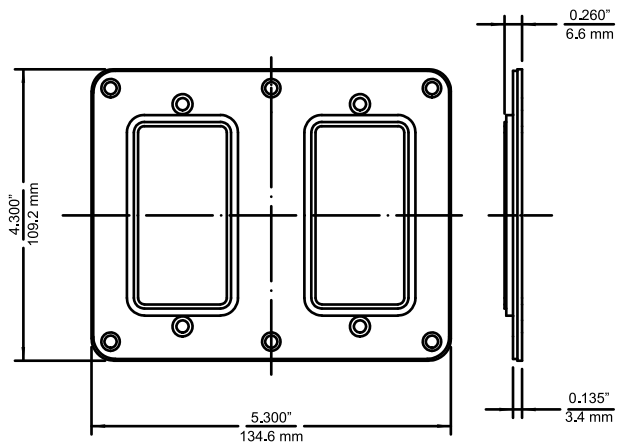
Two-Gang Duplex Plate  
Typical for Receptacle Plates



2G Combo Cover  
Receptacle and Duplex



Two-Gang GFCI Plate



## Wire Mesh Strain-Relief Grips for Portable Outlet Boxes

### Features and Benefits

- Available in multiple cable diameter ranges
- Stainless steel construction provides increased durability
- Long neck body style for improved grip


### Wire Mesh Strain-Relief Grip — for use with Portable Outlet Boxes 3099-1 & 3059-1

Description	Cat. No.	Cable Range	Length "M"	N.P.T. Fitting Size	Form Size	Length "A"	Length "B"
Stainless Steel Wire Mesh Strain-Relief Grip	L7278	0.31 - 0.38" / 7.9 - 9.5mm	4.5" ± 0.5 / 114.3mm ± 12.7	1/2"	2"	0.5" / 12.7mm	0.75" / 19.1mm
	L7279	0.38 - 0.44" / 9.5 - 11.1mm	5.5" ± 0.5 / 139.7mm ± 12.7				
	L7280	0.44 - 0.50" / 11.1 - 12.7mm	6.5" ± 0.5 / 165.1mm ± 12.7				
	L7281	0.50 - 0.56" / 12.7 - 14.3mm	6.75" ± 0.5 / 171.5mm ± 12.7				
	L7282	0.56 - 0.63" / 14.3 - 15.9mm	6.75" ± 0.5 / 171.5mm ± 12.7				

### Wire Mesh Strain-Relief Grip — for use with Portable Outlet Boxes 3099-2, 3059-2 & 3200-2

Description	Cat. No.	Cable Range	Length "M"	N.P.T. Fitting Size	Form Size	Length "A"	Length "B"
Stainless Steel Wire Mesh Strain-Relief Grip	L7283	0.56 - 0.69" / 14.3 - 17.5mm	9.0" ± 1.0 / 228.6mm ± 25.4	1"	4"	0.66" / 16.8mm	1.03" / 26.2mm
	L7284	0.63 - 0.75" / 15.9 - 19.1mm	9.5" ± 1.0 / 241.3mm ± 25.4				
	L7285	0.75 - 0.88" / 19.1 - 22.2mm	9.5" ± 1.0 / 241.3mm ± 25.4				
	L7286	0.81 - 0.94" / 20.6 - 23.8mm	8.75" ± 1.0 / 222.3mm ± 25.4				
	L7287	0.88 - 1.0" / 22.2 - 25.4mm	8.75" ± 1.0 / 222.3mm ± 25.4				

Note: All portable outlet boxes include a standard strain-relief



L7278

L7279

L7280

L7281

L7282

L7283

L7284

L7285

L7286

L7287



## Portable GFCI Devices

### Automatic and Manual Reset GFCI Cord Sets and Power Supply Cords

Leviton's automatic and manual reset GFCI devices are now sleeker and more rugged than ever. And, while these devices are fully OSHA compliant for use on job sites, they are also perfect for use in a variety of temporary power applications, including recreation vehicles, marine vehicles, portable pools, portable generators, submersible pumps, vending machines and more.

#### GFA15-6C



Rainproof, polycarbonate, ultrasonically welded enclosure provides long service life and excellent resistance to harsh weather

Power Indicator light goes OFF if GFCI trips, power is interrupted or line cord is unplugged

Weather-Resistant cable

#### Features and Benefits

- Rainproof, outdoor rated GFCI module
- Fully complies with NEC and OSHA regulations for construction sites
- Manual reset cord sets (yellow body) will NOT automatically reset ON when power is restored after a power interruption — RESET button must be actuated
- Automatic reset cord sets (black body) automatically reset ON when plugged in or when power is restored after a power interruption

*Continued on next page*

Continued from previous page

## Features and Benefits

- Power indicator light goes OFF if GFCI trips, power is interrupted or GFCI is unplugged
- Open-neutral protection immediately trips the GFCI if the neutral conductor on the line side is opened, eliminating the possibility of the GFCI having a live hot leg
- Custom cord lengths and configurations available as special order
- Impact-resistant thermoplastic cover and body
- Water-resistant enclosure sealed by ultrasonic welding
- Fully complies with NEC and OSHA regulations for construction sites
- UL listed cord sets and user-attachables; UL recognized power supply cords; complies with UL Standard 943 as a Class A GFCI
- CSA Certified
- Backed by a limited 2-year warranty

### Automatic Reset GFCI Cord Sets and Power Supply Cords

Rating		15A-120V	
NEMA			
		5-15P	5-15R
Description	Color	Cat. No.	
2 ft. Cord Set, Molded, Straight Blade Plug and Connector	Black	GFA15-2C	
6 ft. Cord Set, Molded, Straight Blade Plug and Connector	Black	GFA15-6C	
25 ft. Cord Set, Molded, Straight Blade Plug and Connector	Black	GFA15-25C	
3 ft. Cord Set, Molded, Straight Blade Plug and Triple Tap Connector	Black	GFA15-3TC	
37 ft. Power Supply Cord, Molded, Straight Blade Plug, No Connector	Black	GFA15-37E	
Rating		20A-120V	
NEMA			
		5-20P	5-20R
Description	Color	Cat. No.	
3 ft. Cord Set, Molded, Straight Blade Plug and Connector	Black	GFA20-3C	
37 ft. Power Supply Cord Molded, Straight Blade Plug, No Connector	Black	GFA20-37E	
Rating		20A-120V	
NEMA			
		L5-20P	L5-20R
Description	Color	Cat. No.	
3 ft. Cord Set, Locking Plug and Connector	Black	GFA20-3LC	



GFA15-3TC









GFA20-37E



GFA20-3C

## Manual Reset GFCI Cord Sets and Power Supply Cords

Manual Reset GFCI Cord Sets  		
<b>Rating</b>		15A-120V
NEMA		  5-15P      5-15R
Description	Color	Cat. No.
3 ft. Cord Set, Molded, Straight Blade Plug and Connector, 12-3 SJWT Cord	Yellow	GFM15-3C
25 ft. Cord Set, Molded, Straight Blade Plug and Connector	Yellow	GFM15-25C
3 ft. Cord Set, Molded, Straight Blade Plug and Triple Tap Connector, 12-3 SJWT Cord	Yellow	GFM15-3TC
3 ft. Cord Set, Molded, Straight Blade Plug and Connector, 14-3 SJWT Cord, one end features a 14W47 Wetguard® Plug, other end features a 15W47 Wetguard® Connector	Yellow	GFM15-3WC
<b>Rating</b>		20A-120V
NEMA		  5-20P      5-20R
Description	Color	Cat. No.
3 ft. Cord Set, Molded, Straight Blade Plug and Connector, 12-3 SJWT Cord	Yellow	GFM20-3C
3 ft. Cord Set, Molded, Straight Blade, Plug and Connector, 12-3 SJWT Cord, one end features a 14W33 Wetguard® Plug, other end features a 15W33 Wetguard® Connector	Yellow	GFM20-3WC



GFM20-3C

### SPOTLIGHT

#### Safe & Enjoyable Entertainment Experiences

Leviton offers a comprehensive line of temporary power products for the entertainment market. Our solutions provide seamless integration of lighting fixtures and controls for spectacular scenes and allow electrical connections to power temporary locations. For more information visit [www.leviton.com/entertainment](http://www.leviton.com/entertainment).



## GFCI User Attachables

### Features and Benefits

- UL 943 Class A GFCI operation with open-neutral protection
- May be pre-wired to cable of any specified length up to 50 feet
- Accept — #18 thru #12 cord sizes Type SJ or ST
- Power indicator light goes off if GFCI trips, power is interrupted or GFCI is unplugged
- Backed by a limited 2-year warranty

16693



16694







Polycarbonate, ultrasonically welded body provides long service life and excellent resistance to harsh weather

Accepts 12 AWG to 18 AWG 3-wire flexible cord (SJ or ST Type)

Terminal chamber sealed with silicon and foam rubber gaskets for superior protection against moisture

### User Attachable Devices

Right Angle GFCI Plug  			
Rating		15A-120V	20A-120V
NEMA		 5-15P	 5-20P
Description	Color	Cat. No.	Cat. No.
Automatic Reset	Black	16693*	16793*
Manual Reset	Yellow	16694*	16794*

\*Please add -1 to the Cat. No. for bulk pack of 20



16693

## Stage Pin Devices

### Conforms to USITT (United States Institute for Theater Technology) S3 Standard for Stage Pin Connectors


Leviton's line of 20A Stage Pin Connectors has been redesigned to be more user-friendly, durable and safe. The unique updated ergonomic profile fits more comfortably in your hand, making it much easier to assemble and disassemble, which reduces fatigue and increases safety, as it is less likely to get entangled with other equipment.

The re-designed strain relief system offers more gripping power, reducing the chance of personal injury or property damage that results when cables are accidentally stripped from their connectors under load. The additional strain relief power also helps extend cable assembly life, saving you time and money over its lifetime.

#### Features and Benefits

- Male pins and female contacts have a one-piece solid brass design for superior electrical connections and resistance from abuse
- USITT S3 compliance ensures compatibility with all competitive products
- Superior ergonomic design reduces user fatigue and provides for safer connect/disconnect
- Covers are available in a variety of colors, and can be engraved or hot stamped with custom markings

#### Stage Pin Connectors



## 20A and 60A 125V Stage Pin Devices

20A, 125V, 2-Pole 3-Wire, Grounding		
Description	Color	Cat. No.
Male Plug — Screw Terminal	Black	20MP-E
Male Plug — Screw Terminal	Black w/ Clear Cover	20MP-CL
Male Plug — Crimp Terminal	Black	20MC-E
Male Plug — Crimp Terminal	Black w/ Clear Cover	20MC-CL
Female Connector — Screw Terminal	Black	20FP-E
Female Connector — Screw Terminal	Black w/ Clear Cover	20FP-CL
Female Connector — Crimp Terminal	Black	20FC-E
Female Connector — Crimp Terminal	Black w/ Clear Cover	20FC-CL
Panel Mount Male Inlet — Set Screw Terminal, Snap-In Mounting	Black	20IS-E
Panel Mount Female Receptacle — Screw Terminal, Snap-In Mounting	Black	20RS-E



20MP-CL



20FP-CL

60A, 125V, 2-Pole 3-Wire, Grounding		
Description	Color	Cat. No.
Panel Mount Male Inlet — Set Screw Terminal, Snap-In Mounting	Black	60IS-E
Panel Mount Male Inlet — Set Screw Terminal, Bolt-On Mounting	Black	60IB-1E



## Power Distribution Box and Power Cords

### Features and Benefits

#### The Box — Power Distribution Boxes

- For temporary use in industrial and commercial maintenance and repair stations (construction, entertainment, amusement sites, trade shows, convention halls) where portable power is needed
- Weatherproof covers prevent moisture from entering contacts and nuisance tripping
- Clear port hole panel for circuit breaker viewing
- Reinforced metal housing and legs withstand abuse
- Backed by a limited 1-year warranty

#### Power Cords

- Flexible, abrasion-resistant construction for reliable performance to -31°F
- Raintight covers satisfy NEC Article 410-57(b) requirements
- Raintight covers are rated NEMA 3R

### The Box — Power Distribution Boxes

Rating	50A-120/250V	50A-120/250V	
NEMA	6: L5-20R	1: L6-30R	
Description	Cat. No.	Outlet	Outlet
(6) 20A 120V Locking, GFCI Protected	PB101		
(1) 30A 250V Locking, Non-GFCI Protected			
(6) 20A 120V Straight Blade, GFCI Protected	PB103		
(1) 30A 250V Locking, Non-GFCI Protected			



PB101-SGF



KRS-A9519

### Power Cords

Description	Cat. No.
100 ft. Temporary Power Cord w/Weather-Resistant 50A, 120/250V Plug and Connector	KUS-A9519
50 ft. Temporary Power Cord w/Weather-Resistant 50A, 120/250V Plug and Connector	KRS-A9519



Non-NEMA



Non-NEMA

## Lampholders

J

Lampholders .....	J-2
Fluorescent .....	J-2
Incandescent .....	J-8
HID .....	J-18
LED .....	J-19
CFL .....	J-19



## Lampholders

### Fluorescent

#### Medium, High Output and Slimline Linear Fluorescent Lampholders

##### Features and Benefits

- Copper alloy contacts
- Quickwire terminals accept #18 AWG twisted and tinned, solder-dipped or solid leads
- Lampholders are white
- All NOM-ANCE certified except where indicated by °

#### Recessed Double Contact, Pedestal Type Lampholders

##### For High Output Lamps — Silver Plated Contacts, 20 Gage Panels

Description	Rating	Cat. No. Plunger		Cat. No. Fixed	
		Non-Shunted	Shunted	Non-Shunted	Shunted
Screw Mount, Push-in wiring	660W 600V	13464*	—	13465*	—
Slide-on, Shallow Base, Quickwire Terminals		13550*	23550*	13551*	23551*
Slide-on, Shallow Base for Power Groove and Jacketed Lamps, Quickwire Terminals		13556*	—	13557*	—



13550



2536

##### For Medium Bi-Pin Lamps — Silver Plated Contacts, 20 Gage Panels

Description	Rating	Cat. No. Plunger		Cat. No. Fixed	
		Non-Shunted	Shunted	Non-Shunted	Shunted
Slide-on, Shallow Base Quickwire Terminals, G-13 Base	660W 600V	13570*	23570*	13571*	23571*



2537

##### For Slimline, Single Pin Lamps

Description	Rating	Cat. No. Plunger	Cat. No. Fixed
Butt-On Surface Mounting 12" Leads	660W 1000V	452°	—
	660W 600V	—	453°
Pedestal Base, Slide-On	660W 1000V	466	—
	660W 600V	—	467
Shallow Base, Slide-On or Lock-On Mounting, Quickwire Terminals	660W 1000V	2536*	—
	660W 600V	—	2537*

\*Suitable for outdoor applications when properly enclosed.  
NOM-ANCE Certified except where indicated by °

Continued on next page

Continued from previous page

For Medium, Single Pin Lamps		
Description	Rating	Cat. No. Fixed
Thin Body, Quickwire Terminals Accommodate Rapid-Start Circuits	660W 600V	431-W
Pedestal type, Straight-in Wiring through Wireways or Screw Terminals		390-1W <sup>o</sup>
Same as above, with Starter Base		391-1W <sup>o</sup>

<sup>o</sup>Suitable for outdoor applications when properly enclosed.  
NOM-ANCE Certified except where indicated by <sup>o</sup>

Starter Bases		
Description	Rating	Cat. No.
Starter Base; with Leads, Black	660W 250V	396 <sup>o</sup>

NOM Certified except where indicated by <sup>o</sup>



431-W



396

## Medium Bi-Pin Linear Fluorescent Lampholders

### Features and Benefits

- All NOM-ANCE certified except where indicated by <sup>o</sup>

#### Surface Mount

- Quickwire terminals accept either #18 AWG (stranded, twisted or tinned), #18 AWG solid or #16 AWG solid
- Internal shunt versions stamped "S" on back for easy identification

#### Snap-In

- Versatile snap-in mounting reduces fixture assembly time

### Surface Mount with Leads\*

For Medium and Miniature, Bi-Pin Lamps			
Description	Rating	Color	Cat. No.
Rapid-Start Medium Bi-Pin, 9" leads	660W 600V	White	395-W <sup>o</sup>
Rapid-Start Medium Bi-Pin, Disconnect (paired with Cat. No. 395-W), 9" leads	660W 600V	White	389-W
Miniature Bi-Pin for T5 Lamp, 6" leads	75W 250V	White	420-W <sup>o</sup>

\*Leads are #18 AWG, 105°C plastic insulated wire  
NOM-ANCE Certified except where indicated by <sup>o</sup>

Continued on next page



395



420-W

Continued from previous page

### Medium Bi-Pin Linear Fluorescent Lampholders

#### Snap-In with Quickwire

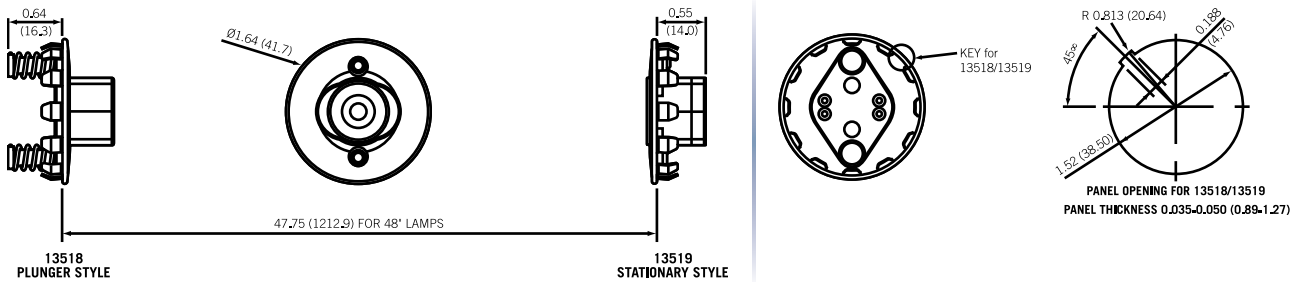
For Slimline, Medium Bi-Pin and High Output Lamps			
Description	Rating	Cat. No. Plunger	Cat. No. Fixed
Slimline	660W 1000V	516°	—
	660W 600V	—	517°
Medium Bi-Pin, Stainless Steel	660W 600V	13518	—
Coverplate & Clip	660W 600V	—	13519
Medium Bi-Pin, Same as above, with Internal	660W 600V	23518	—
Shunt for use with Electronic Ballasts	660W 600V	—	23519
High Output 800mA and 1500mA	660W 600V	523°	—
	660W 600V	—	524°

NOM-ANCE Certified except where indicated by °



13518

#### Dimensions for Surface Mounts



### Medium Bi-Pin Linear Fluorescent T8 Lampholders

#### Features and Benefits

- Four-position lamp-lock socket rotates 90° forward and back, for quick relamping
- Lamp-lock models have slim, low profile silhouette that fits 22- to 25- gauge panels
- Chemical-resistant plastic bodies
- All NOM-ANCE certified

#### Turn-Type — Thermoset Body

Description	Rating	Cat. No.
Low Profile, Slide-On, with Captive Nut	660W 600V	13353-N
Tall Profile, Slide-On, with Captive Nut	660W 600V	13357-N
Tall Profile without Side Grooves, Slide-On, with Captive Nut	660W 600V	13359-N
Low Profile Disconnect, Slide-On	660W 600V	13351-D
Tall Profile Disconnect, Slide-On	660W 600V	13354-D
Low-Profile, Shunted, Slide-On	660W 600V	23351
Low-Profile, Slide-On	660W 600V	13351



13357-N

Continued on next page

Continued from previous page

Straight-In — Thermoset Body   		
Description	Rating	Cat. No.
Low Profile, Slide-On	660W 600V	13150-UR5
Self-Locking, Slide-In, with Captive Nut. For use with T-8 Lamps		13451-N

Snap-In/Slide-On Design and Lamp-Lock — Thermoplastic Body (HT 130° Max)   		
Description	Rating	Cat. No.
Snap-In or Slide-On Mounting Featuring Lamp-Lock, with Panel Locator Post. For T-8 Lamps	660W 600V	13653-WP
Same as Above, Less Locator Post		13653-NP
Same as 13653-WP, Except with Internal Shunt Connection for Electronic Ballasts		23653-WP
Same as Above, Less Locator Post		23653-NP
Snap-In or Slide-On Mounting Featuring Lamp-Lock, Optional Panel Locator Post. For Energy-Efficient T-8 Lamps Only		13652-WP
Same as 13652, Except with Internal Shunt Connection for Electronic Ballasts		23652-WP
Same as Above, Less Locator Post		13652-WNP
Same as 13652-WNP, Except with Internal Shunt Connection for Electronic Ballasts		23652-WWP
Same as Above, Less Locator Post		23652-WNP
Snap-In or Slide-On Mounting Featuring Lamp-Lock, for T-8 Lamps. Wide-Wing Design		13653-WWP
Same as Above, Less Locator Post		13653-WNP
Same as 13653-WWP, Except with Internal Shunt Connection for Electronic Ballasts		23653-WWP
Same as Above, Less Locator Post		23653-WNP



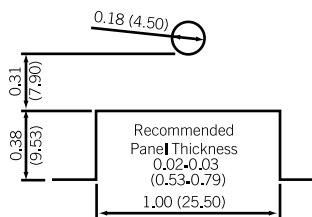
13451-N



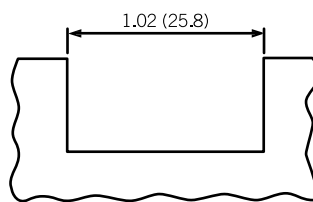
13653-WP

## Dimensions for Linear Fluorescent Medium Bi-Pin Lampholders

Recommended Panel Opening for all -WP, -NP Medium Bi-Pin Snap-In/Slide-On Lampholders

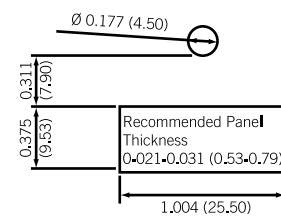


Recommended Panel Opening for Medium Bi-Pin Turn-Type Lampholders



This is only a recommendation — lampholder will function over a wider range

Recommended Panel Opening for all -WWP, -WNP Wide-Wing Models





### Medium and Miniature Bi-Pin Linear Fluorescent Lampholders

#### Features and Benefits

##### Lamp-Lock

- Four-position lamp-lock socket rotates 90° forward and back, for quick relamping
- Lamp-lock models have slim, low profile silhouette that fits 22- to 25- gauge panels
- Chemical-resistant white thermoplastic body
- HT 130° max temperature
- All NOM-ANCE certified except where indicated by °

#### For Medium Bi-Pin Lamps — Slide-On Design and Lamp-Lock

Description	Rating	Cat. No.
Low Profile 0.64 (16.3mm) Lamp Center Snap-In or Slide-On Mounting Featuring Lamp Lock for T-8 Lamps Only	660W 600V	13662
Same as 13662, Except with Internal Shunt Connection for Electronic Ballasts	660W 600V	23662°
Medium Profile 0.91 (23.0) Lamp Center Snap-In or Slide-On Mounting Featuring Lamp Lock for T-8 and T-12 Lamps	660W 600V	13661
Same as 13661, Except with Internal Shunt Connection for Electronic Ballasts	660W 600V	23661
Tall Profile 1.18 (30.0) Lamp Center Snap-In or Slide-On Mounting Featuring Lamp Lock for T-8 and T-12 Lamps	660W 600V	13660
Same as 13660, Except with Internal Shunt Connection for Electronic Ballasts	660W 600V	23660

NOM-ANCE Certified except where indicated by °



13661



23662

#### T-8 Fluorescent Lampholder — Provides Straight-In Lamping\*

Description	Rating	Cat. No.
Straight-In Medium Bi-Pin Fluorescent Lampholder for T-8 lamps with a G13 Base. Non-shunted	600W 600V, Thermoplastic body, PBT material rated 130°C, 94V-O	13280
Same as 13280, except with internal shunt connection for instant-start ballasts	600W 600V, Thermoplastic body, PBT material rated 130°C, 94V-O	23280

\*Slide-on Mounting



13280

#### For T-5 Bi-Pin Lamps — Snap-In/Slide-On Design and Lamp-Lock

Description	Rating	Cat. No.
Low Profile 0.62 (15.7) Lamp Center Snap-In or Slide-On Mounting Featuring Lamp-Lock, with Panel Locator Post for T-5 Lamps	120W 600V	13654-SWP
Same as Above, Less Locator Post	120W 600V	13654-SNP
Tall Profile 0.98 (24.9) Lamp Center, Snap-In or Slide-On Mounting Featuring Lamp-Lock, with Panel Locator Post for T-5 Lamps	120W 600V	13654-TWP
Same as Above, Less Locator Post	120W 600V	13654-TNP
Low Profile 0.62 (15.7) Lamp Center Snap-In or Slide-On Mounting Featuring Lamp-Lock, with Panel Locator Post for T-5 Lamps Internal Shunt Connection for Electronic Ballasts	120W 600V	23654-SWP
Same as Above, Less Locator Post	120W 600V	23654-SNP
Tall Profile 0.98 (24.9) Lamp Center Snap-In or Slide-On Mounting Featuring Lamp-Lock, with Panel Locator Post for T-5 Lamps Internal Shunt Connection for Electronic Ballasts	120W 600V	23654-TWP
Same as above, Less Locator Post	120W 600V	23654-TNP



13654-SNP



23654-TNP

### Miniature Bi-Pin Linear Fluorescent Lampholders

#### Features and Benefits

##### T-8 to T-5 Adapter

- Cost-effective solution to incorporate miniature bi-pin T-5 lamps into existing T-8 fixtures
- All NOM-ANCE certified

##### T-8 to T-5 Adapter (HT 130° Max)

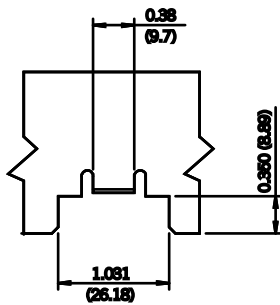
Description	Rating	Cat. No.
Long T-8 to T-5 Adapter, converts existing T-8 fixtures to accept energy-efficient T-5 lamps; with Lamp Lock. Specify lamp length for proper ordering	120W 600V	13654-EXL
Short T-8 to T-5 Adapter, converts existing T-8 fixtures to accept energy-efficient T-5 lamps; with Lamp-Lock. Specify lamp length for proper ordering	120W 600V	13654-EXS



13654-EXL

#### Dimensions for Medium and Miniature Bi-Pin Lamps

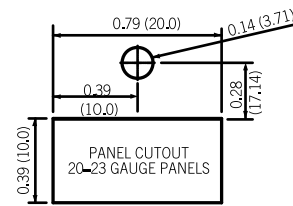
Recommended Panel Opening for Medium Bi-Pin Slide-On Lampholders



Recommended Panel Opening for T-8 to T-5 Adapter



Recommended Panel Opening for Miniature Bi-Pin Snap-In/Slide-On Lampholders



## Incandescent

### Medium Base Incandescent Outlet Box Lampholders

#### Features and Benefits

- Twist-lock mounting
- Pull chain models have bell at end of chain on 3 foot cord
- Medium base

#### White Urea One-Piece Keyless Top Wired

Description/Terminals	Outer Diameter	Fits Box Size	Rating	Cat. No.
2 Terminal Screws	4 1/2"	3 1/4" or 4"	600W 600V	8829-CW1
6" Pigtail Leads	4 1/2"	3 1/4" or 4"	600W 600V	8829-CW2
4 Terminal Screws	4 1/2"	3 1/4" or 4"	600W 600V	8829-CW4



8829-CW2

#### White Urea One-Piece Pull Chain Top Wired

Description/Terminals	Outer Diameter	Fits Box Size	Rating	Cat. No.
2 Terminal Screws	4 1/2"	3 1/4" or 4"	600W 600V	8827-CW1
6" Pigtail Leads	4 1/2"	3 1/4" or 4"	600W 600V	8827-CW2
2 Terminal Screws with Captive Clamps	4 1/2"	3 1/4" or 4"	600W 600V	8827-CW4



8827-CW2

#### Porcelain One-Piece Keyless Top Wired

Description/Terminals	Outer Diameter	Fits Box Size	Rating	Cat. No.
2 Screws*	3 3/4"	3 1/4"	600W 600V	9874
4 Screws with Cage Lip	4 1/2"	3 1/4" or 4"	600W 600V	49875
4 Quickwire Push-In*	4 1/2"	3 1/4" or 4"	600W 600V	9883



49875

#### Porcelain One-Piece Pull Chain Top Wired

Description/Terminals	Outer Diameter	Fits Box Size	Rating	Cat. No.
2 Screws	4 1/2"	3 1/4" or 4"	600W 600V	29816-C
6" Pigtail Leads	4 1/2"	3 1/4" or 4"	600W 600V	29816-C2
2 Screws w/Captive Clamps for 4-Wire Terminals	4 1/2"	3 1/4" or 4"	600W 600V	49816-C



29816-C

#### Porcelain One-Piece Pull Chain Side Wired



Description/Terminals	Outer Diameter	Fits Box Size	Rating	Cat. No.
2 Screws*	4 1/2"	3 1/4" or 4"	15A 125V	9716-C



9716-C



Description/Terminals	Outer Diameter	Fits Box Size	Rating	Cat. No.
2 Screws*	4 1/2"	3 1/4" or 4"	15A 125V	9726-C



CSA certified except where indicated by\*

## Ball and Chain Accessories

Ball and Chain		
Description/Terminals	Color	Cat. No.
Chain, 3 feet long, End Bell and Connector.	Brass Finish	6-B
Use as extension or replacement; 1/25" Dia. Balls	Nickel Finish	6-N

Ball and Chain Accessories		
Description/Terminals	Color	Cat. No.
Insulating Link; Thermoplastic 1 3/4" Total Length	White	9839



6



9839

## Metal Shell Incandescent Lampholders

### Features and Benefits

- Phenolic interior with aluminum screwshell
- 2-Circuit lampholders operate dual-filament lamps in sequence of Low-Medium-High-Off
- Cat. No. 7070 (2-Circuit, 3-Terminal) is wired in series with keyless lampholder
- All NOM-ANCE certified except where indicated by °

## Metal Shell Lampholders

Medium Base, Choice of Finishes*		
Description	Rating	Cat. No.
Removable Turn Knob — Electrolier; Single Circuit; 1/8 IPS Tapped Bushing w/Set Screw	250W 250V	10083-16
Removable Turn Knob — Electrolier; 2-Circuit; 3 Terminal; 1/8 IPS Tapped Bushing less Set Screw	250W 250V	7070
Removable Turn Knob — Electrolier; 2-Circuit; 1/8 IPS Tapped Bushing	250W 250V	7090
Pull Chain — Electrolier; Single Circuit; 1/8 IPS Tapped Bushing w/Set Screws	660W 250V	19980
Push Through — Electrolier; Single Circuit; 1/8 IPS Tapped Bushing w/Set Screw	660W 250V	7080
Keyless — Electrolier; Single Circuit; 1/8 IPS Tapped Bushing w/Set Screw	660W 250V	8004
Keyless — Short Electrolier; Single Circuit; 1/8 IPS Tapped Bushing w/Set Screw	660W 250V	9347

\*Finish: A suffix must be added to each basic catalog number to indicate the finish desired.  
 For Polished Gilt/Brass finish, add **-PG**; for Unfinished Aluminum, add **-AL**; for Polished Aluminum, add **-NI** (finishes on aluminum);  
 for bright dip/Brass, add **-BR** (finish on brass).

Consult Leviton representative for availability of finishes



7090



7080

## Interiors

Medium Base, Phenolic Body, Aluminum Screw Shell	
Description	Cat. No.
For 19980 Lampholders	19980-M°
For 10083-16 Lampholders	10083-M°
For 7070 Lampholders	7070-M°
For 7090 Lampholders	7090-M°
For 6098 Lampholders	7080-M°
For 8004 Lampholders	8004-M°

NOM-ANCE Certified except where indicated by °

Continued on next page

Continued from previous page

### Brown Phenolic Cap and Shell Lampholders and Interiors

#### Two-Piece, Medium Base Electrolier

Description	Rating	Lampholder Cat. No.	Interior Cat. No.*
Push-Through; 1/8 IPS Threaded Cap w/Set Screw	660W 250V	95110	7080-M*
Keyless; 1/8 IPS Threaded Cap w/Set Screw		95080	8004-M*

\*UL Recognized component.



95110

### Multi-Lampholder Clusters

#### Features and Benefits

- Pull chain models have bell at end of chain on 3 foot cord
- Medium bases
- Par connectors have white, unglazed porcelain body
- All NOM-ANCE certified except where indicated by °

### Medium Base Multi-Lampholder Clusters

#### Treated Aluminum Screw Shell

Description	T	TA	B	BA	OAH T+B	Rating	Cat. No.
(for reference see dimensions illustrations on page K-21)							
2-Light Twin 1/8 IPS Male Top Bracket Only	1 5/16"	5/16"	—	—	2"	660W 250V	4020-A3A
2-Light Twin 1/8 IPS Male Top and Bottom	1 11/16"	5/16"	1 11/16"	7/16"	3 1/2"		4015-D4F

#### Porcelain Par Connectors

Description	Rating	Cat. No.
Medium Base for PAR #46 and #38 lamps. Leads are #14 AWG 200°C SEW-2 Silicone Rubber Insulated; 18" Long, Stripped 3/4". Others available on inquiry	660W 125V	368-1°
Mogul Base for PAR #56 and #64 lamps. Leads are #14 150°C SEWF-2; 18" Long, Stripped 3/4". Others available upon request	1000W 125V	357-8°

All devices are UL Listed.

NOM-ANCE Certified except where indicated by °

Continued on next page



4015-D4F



368-1



357-8

Continued from previous page

**Bayonet Socket — Single Contact**

Candelabra Base		
Description	Rating	Cat. No.
Flat Bracket. Leads are #18 AWG, 105°C Plastic; 6" Long, Stripped 3/4" (one black, one white)	Low Voltage	905°
Double Contact. Standard leads (2) are #18 AWG SEW-1 200° C 300V wire, 12" long, stripped 1/2". Others available upon request	500W 125V	910

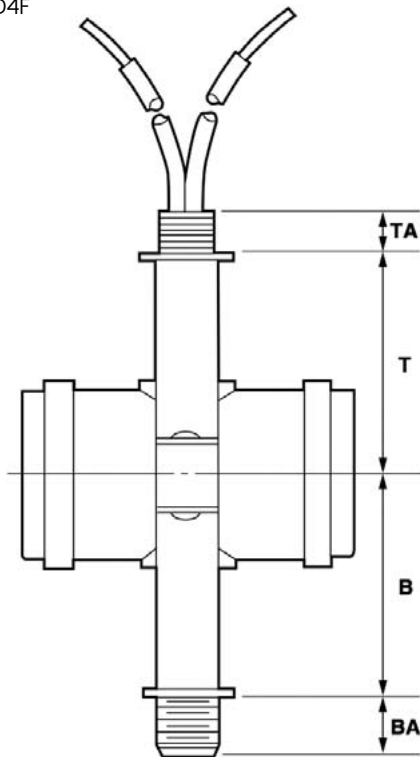
All devices are UL Listed and CSA Certified except Cat. No. 905. NOM-ANCE Certified except where indicated by °



905

**Dimensions for Medium Base Multi-Lampholder Clusters**

4015-D4F





### Medium, Mogul and Candelabra Base Incandescent Lampholders

#### Features and Benefits

- Medium-to-medium extenders available in phenolic and porcelain
- Two-piece surface-type lampholders have concealed wiring terminals with wireways for top and continuous wiring
- All NOM-ANCE certified except where indicated by °

#### Socket Extensions — Single Circuit

Medium-Medium		
Description	Rating	Cat. No.
2-Piece Porcelain; Mounting Hole 1 3/8" Dia. Extension 1 1/4"	660W 250V	2004*
1-Piece Porcelain; Slotted Mounting Hole, 4-36 Thread 1 5/8" Dia. Extension 1 1/4"	660W 250V	2005
1-Piece Phenolic. Extension 1 3/16"	660W 250V	2006**

\*To be used with porcelain sockets only  
\*\*To be used with phenolic sockets only

Mogul-Mogul		
Description	Rating	Cat. No.
1-Piece Porcelain. Extension 2 3/8"	1500W 600V	8647

#### Socket Adapter

Mogul-To-Medium Porcelain		
Description	Rating	Cat. No.
1-piece. Meets Fed. Spec. W-L-142a	660W 250V	8681°
Same as above, except 4 KV Pulse-Rated		8681-400°

NOM-ANCE Certified except where indicated by °

Flanged Adapter*		
Description	Rating	Cat. No.
Same as 165-00P except Phenolic Body	660W 600V*	165-000
Same as 165-000 except with solder terminals, less leads	660W 600V*	165-001

\*UL Recognized Component, File E13396, Pulse-Rated.  
NOM-ANCE Certified except where indicated by °

#### Appliance Heating Receptacle

Porcelain Two-Piece		
Description	Rating	Cat. No.
2-piece Heating Receptacle. Gasket Furnished	660W 250V	8110°

NOM-ANCE Certified except where indicated by °



2005



8647



8681



165



8110

*Continued on next page*

Continued from previous page

## Porcelain Lampholders

Pony Cleat Type					
Description	Outer Diameter	Overall Height	Center-to-Center Spacing of Mounting Holes	Rating	Cat. No.
Candelabra Base; Plastic. Not UL Listed	1 7/16"	7/8"	1 1/8"	75W 125V	10028*
Miniature Base, Plastic. Not UL Listed	1 5/16"	7/8"	31/32"	75W 125V	10020*
Medium Base, Phenolic	1 7/8"	1 1/2"	1 15/16"	660W 250V	9063°
Medium Base, Porcelain	1 7/8"	1 1/2"	1 15/16"	660W 250V	19062

Surface Type					
Description	Outer Diameter	Overall Height	Center-to-Center Spacing of Mounting Holes	Rating	Cat. No.
Medium Base; Porcelain; Low 2-Piece	2 5/16"	1 1/2"	1 3/8"	660W 250V	9880



10028



9880

CSA Certified except where indicated by \* and NOM-ANCE Certified except where indicated by °

## Medium Base Incandescent Lampholders

### Features and Benefits

- Suitable for a wide variety of fixtures, signs and displays
- Unglazed base and ring on two-piece lampholders
- Gasket supplied with two-piece ring type rated at 90°C dry maximum
- All NOM-ANCE certified

## Porcelain Snap-In Lampholders

Medium Base Screw Terminals				
Description	Outer Diameter	Overall Height	Rating	Cat. No.
1-Piece, Front Mounted 1/4" Shoulder Panel Thickness: .025 -.062"	1 11/16"	1 1/2"	660W 250V	8880
1-Piece, Front Mounted Shallow Back Panel Thickness: .030 -.062"	1 11/16"	1 11/16"	660W 250V	8875



8880

Continued on next page

Continued from previous page

### Porcelain Keyless Lampholders — Commercial Units

#### Medium Base Single Circuit Screw Terminals

Description	Outer Diameter	Overall Height	Rating	Cat. No.
Straight Body with Cap. Screw Terminals	1 1/2"	2 1/16"	660W 250V	10045
Beaded Body for 1 1/2" Clamp Style Shadeholder with Cap Screw Terminals	Body 1 1/2" Bead 1 5/8" diameter	2 1/8"	660W 250V	10065
Adjustable Glass Retaining Ring with Cap and Ring Nut. Screw Terminals.	2 1/4" ringnut	—	660W 250V	20070
Straight Body with Leads. #18 AWG 105°C Plastic; 9" Long, Stripped 3/4" with Two 6/32 Mounting Screws.	1 1/2"	1 11/16"	660W 250V	10085



10085



3152-8

### Porcelain Keyless Fixtures — Single Circuit

#### Medium Base Screw Terminals

Description	Outer Diameter	Overall Height	Rating	Cat. No.
1-Piece, Front Mounted for Fixture Sign Use. Tapped 8-32 Bushings, Mounting Centers 1 13/16" Mounting Hole 1 3/8" diameter	1 5/8"	1 7/16"	660W 600V	9885
2-Piece, Ring Type Mounting Hole 1 7/16" diameter	1 3/4"	1 3/8"	660W 250V	9350
1-Piece with Removable Strap Mounting Hole 1.410" diameter	1 11/16"	1 9/16"	660W 250V	8871
Fixture Pan Lampholder with 1/8" IPS Hickey	1 3/8"	1 1/2"	660W 250V	3152-8



8101

#### Leads

Description	Outer Diameter	Overall Height	Rating	Cat. No.
2-Piece Ring Type with Leads: #18 AWG, 105°C Plastic; 9" Long, Stripped 3/4"	1 3/4"	1 1/2"	660W 250V	8101
Angle Pan with Leads: #18 AWG 105°C Plastic; 9" Long, Stripped 3/4"	—	—	660W 250V	18315
Removable Bracket with Leads	1 3/8"	1 7/16"	660W 250V	8052-1
Pulse-Rated; Designed for Lampholder with Leads for Open-Fixtures, 6-32 screw-mount, #18 AWG 200°C SEW-2 (SF-2) wire; 9" Long, Stripped 1/2"	1 45/64"	2 9/32"	660W 600V 4KV Pulse Rated	70052-100



9814

#### Two-Piece Pull Chain

Description	Outer Diameter	Overall Height	Rating	Cat. No.
Ring Type; Screw Terminals; Gasket Furnished	1 13/16"	1 13/16"	250W 250V	9814

## Medium Base, Metal and Quartz Halogen Incandescent Lampholders

### Features and Benefits

- Cat. No. 3352 lampholder bodies have wireways
- Side-mounted lampholders are white glazed porcelain with copper alloy screwshell
- Recessed single-contact lampholders have porcelain body with nickel-plated steel housing
- Cat. No. 560 has a metal lamp-positioning clip that maintains lamp seating position
- Cat. No. 565 is designed for energy-efficient CDM lamps
- Cat. No. 570 twists in and is fully dimmable
- All NOM-ANCE certified except where indicated by °

### Phenolic Keyless Fixture

#### Medium Base Screw Terminals

Description	Rating	Cat. No.
Permanent Bracket. Terminal Screws Backed Out and Staked	660W 250V	3352-1
Same as 3352-1, with Shorter Bracket	660W 250V	3352-F
Removable Hickey. Terminal Screws Backed Out and Staked	660W 250V	3352-8



3352-1

### Porcelain Keyless, Side-Mounted

#### Medium Base Screw Terminals

Description	Rating	Cat. No.
Single Lampholder w/Side Outlet Bushing — 1/8 IPS	660W 250V	10091°
Twin Lampholder w/Bushed Flange — 1/8 IPS	660W 250V	4010
Twin Lampholder w/Single Outlet Bushing — 1/8 IPS	660W 250V	4005
Same as 4005 with 3/8 IPS Bushing	660W 250V	4006



4005

NOM-ANCE Certified except where indicated by °.  
All bushings are tapped and have set screw

### Candle Sockets, Bottom Turn Knob

#### Lampholders for Recessed Single Contact Lamps

Description	Rating	Cat. No.
Front Flange Mount. Standard Leads are #18 AWG, Type SEW-2, 200°C, 18" Long, Stripped 3/4"	3000W 600V	554°
Rear Flange Mount. Same Leads and Specs as Cat. No. 554*	3000W 600V	555°



554

NOM-ANCE Certified except where indicated by °

*Continued on next page*

Continued from previous page

## Medium Base, Metal and Quartz Halogen Incandescent Lampholders

### Candle Sockets, Bottom Turn Knob

Lampholders for Metal Halide and Quartz Halogen Lamps		
Description	Rating	Cat. No.
Twist-In Single-Ended Quartz Halogen for Lamps with a GU10 Base. Rated up to 150W. Fully dimmable; standard leads (2) are white, #20 AWG Teflon® wire, rated 250°C 600V, 6" long, stripped ½"	660W 600V	570*
Multi-base Miniature Bi-pin Quartz Lampholder. Accepts types G4, G6.35, GY6.35, GX5.3 (MR16) and GZ4 (MR11) single-ended miniature bi-pin quartz lamps. Ceramic body. Nickel contacts, Two #18 AWG Teflon® 250°C leads, 12" long, stripped ½"	250V Max Voltage 12A Max Amperage 750W Max Wattage	80054-500
Same as above with lamp retention clip for GU5.3 Lamps		80054-5CL

CSA Certified except where indicated by \* and NOM-ANCE Certified except where indicated by °



570



80054-500

## Candle and Medium Base Incandescent Lampholders

### Features and Benefits

- Candle sockets for single-light applications
- Fiber disc body for use with standard candle tubes
- Spring-tempered steel clip holds Cat. No. 10014-800 socket rigidly in place
- All NOM-ANCE certified except where indicated by °

### Candle Sockets, Bottom Turn Knob

Medium Base Screw Terminals		
Description	Rating	Cat. No.
1-Piece Phenolic Body; 2 Leg Bracket; Single Light; Knurl Nut and Lock Nut	660W 250V	4155



4155

### Candle Sockets, Keyless

Candelabra Base, Keyless		
Description	Rating	Cat. No.
Screw Terminals; Solid Hickey. Overall Height: 2 3/32"	75W 125V	10025
Screw Terminals; Solid Hickey. Overall Height: 1 3/4"	75W 125V	10027
Screw Terminals; Adjustable Hickey: 3 1/2-4 5/8"	75W 125V	10026

7/8" candle tube. All Hickeys tapped 1/8 IPS

Continued on next page



10025

Continued from previous page

## Candelabra and Medium Base Incandescent Lampholders

### Features and Benefits

- Candelabra socket has white unglazed porcelain body with aluminum screw shell
- Choice of pin-type or pigtail type for temporary lighting applications
- Two-piece pin type automatically pierces wire leads
- All NOM-ANCE certified except where indicated by °

## Keyless Heavy Duty Phenolic Single Circuit Lampholders

### Two-Piece Pin Type

Description	Rating	Cat. No.
Medium Base, Detachable Zinc-Plated Wire Hook. Accepts #14 - #12 Stranded Insulated Wire	660W 250V	167*

Note: Linings assembled.  
\*For temporary lighting — not waterproof

### Pigtail Type Medium Base with Leads

Description	Rating	Cat. No.
Vinyl, Phenolic Interior and Screw Shell, Brass Shell Contact. Leads are #14 AWG, 6" Long, Stripped <sup>3</sup> / <sub>4</sub> ", Molded into Boots	660W 250V	55*°
Phenolic with Brass Screw Shell. Leads Soldered and Hot Waxed in Deep Well are #14 AWG 6" Long	660W 250V	157*°
Same as 157 above, with Left-Hand Screw Shell	660W 250V	157-X*°
Rubber, Aluminum Screwshell. Leads are #16 AWG, 6" Long, Soldered to Terminals and Sealed in Rubber Boot	660W 250V	124-D**

\*For temporary lighting — not waterproof.  
All devices are UL Listed except Cat. No. 124-D.  
CSA Certified except where indicated by \*\* and NOM-ANCE Certified except where indicated by °



167



55



## High Intensity Discharge Mogul Base Incandescent Lampholders

### Features and Benefits

- Moguls listed have white glazed porcelain bodies except for 8750 (yellow), 8751 (pink), and 8746 (gray glazed with ceramic arc shield)
- Copper alloy nickel-plated screw shell
- All NOM-ANCE certified except where indicated by °

### Porcelain Mogul Base Lampholders

#### With Leads

Description	Outer Diameter	Overall Height	Rating	Cat. No.
Keyless, Single Circuit. For high pressure sodium lamps up to 1000 watts. 8-32 mounting screws on 1 <sup>3</sup> / <sub>8</sub> " centers	2 1/8"	3 1/32"	1500W 600V 5KV Pulse rated	8746°
Keyless, Single Circuit. Position-oriented. For Super Metalarc HID lamps. 8-32 mounting screws on 13/8" centers	2 5/32"	2 39/64"	1500W 600V Pulse rated	8750°
Keyless, Single Circuit. For high-pressure sodium lamps up to 400 watts. 8-32 mounting screws on 1 <sup>3</sup> / <sub>8</sub> " centers	2 5/32"	2 39/64"	1500W 600V 4KV Pulse rated	8756°
Low Pressure Sodium. For use with all single-end bayonet base low pressure sodium lamps	1 3/8"	1 5/8"	660W 1000V	8806*°
Designed for Open-Fixture Shielded Metal Halide Lamps. Complies with NFPA 70-2005 for open-rated fixtures. 8-32 mounting screws on 1 <sup>3</sup> / <sub>8</sub> " centers	2 5/32"	2 39/64"	1500W 600V 4KV Pulse Rated	8751°

Leads types, lengths and ratings vary with the end use applications.  
Standard leads as well as variations available on inquiry.  
CSA Certified except where indicated by \* and NOM-ANCE Certified except where indicated by °

#### Screw Terminals

Description	Outer Diameter	Overall Height	Rating	Cat. No.
Keyless; 2-Piece; Single-Pole	2 5/16"	3 1/16"	1500W 600V	8765*
Keyless; Single Circuit with 8-32 Lock Nuts on 1 <sup>3</sup> / <sub>8</sub> " Centers. Die-cast caps available upon request	2 5/32"	2 39/64"	1500W 600V	8694

CSA Certified except where indicated by\*



8746



8750



8806



8694





#### Related Products

Leviton offers a wide selection of occupancy and vacancy sensors for residential and commercial applications.  
**See pages M-2 to M-29 in the Energy Management section for more information.**

## Light Emitting Diode (LED)

### LED Ceiling Lampholders

Features and Benefits	
<ul style="list-style-type: none"> <li>Built of tough thermoplastic</li> <li>Pigtail leads provide easy installation</li> <li>Four mounting holes on housing to position for maximum coverage</li> <li>Meets NFPA® 70, NEC® Section 410.16, C (1) requirements</li> </ul>	<ul style="list-style-type: none"> <li>Suitable for indoor use only — closets, workrooms, basements, storage areas, utility rooms and attics</li> <li>9850 and 9852 are ENERGY STAR Qualified</li> <li>9850 and 9852 backed by a 3-year warranty, 9864 backed by 2-year warranty</li> </ul>

Keyless LED Ceiling Lampholder		
Description	Rating	Cat. No.
Lampholder with 10W Lamp and Lamp Guard, 900 lumens, 3000k	10W-120VAC, 60Hz	9850-LED
Pull-Chain LED Ceiling Lampholder		
Description	Rating	Cat. No.
Pull-Chain Lampholder with 10W Lamp and Lamp Guard, 900 lumens, 3000k	10W-120VAC, 60Hz	9852-LED
Self-Contained Infrared High Bay Occupancy Sensor Accessories  		
Description	Rating	Cat. No.
LED Ceiling Occupancy Sensor Lampholder, 284° Field of View, 800 lumens, 4000k	8.7W 120VAC, 60 Hz	9864-LED



9850-LED



9864-LED

## Compact Fluorescent (CFL)

### Long Twin Tube with 2G11 Base — Compact Fluorescent Lampholders

Features and Benefits	
<ul style="list-style-type: none"> <li>Vertical snap-in model allows wires to be routed on either top or bottom of panel</li> <li>Two wiring ports per contact speed harness wiring</li> <li>Low-profile design for smaller, more compact fixtures</li> <li>Superior metal-spring lamp retainer clips</li> <li>HT 130°C max temperature</li> <li>All NOM-ANCE certified</li> </ul>	

4-Pin Long Twin-Tube with 2G11 Base — Slide-In Mounting  		
Description	Rating	Cat. No.
Slide-In for 18-20 Ga. Panels, Quickwire Terminals	660W 600V	13452

Note: Leviton strongly recommends using lamp support clips for 2G11 lamps. See page J-20 for support clips

Continued on next page



13452

Continued from previous page

## Lamp Support Clips for Long Twin Tube 2G11 Base Fluorescent Lampholders

### Features and Benefits

- Choice of quality lamp support clips in a variety of configurations for long twin tube lamps with 2G11 base
- UV stable clear polycarbonate clips for vertical or horizontal mounting
- Stainless steel clips with UV stable clear polycarbonate base for horizontal mounting only; short or tall versions
- Plastic clips for slide-on or screw-mount

### Plastic and Stainless Steel Lamp Support Clips

Description	Cat. No.
Plastic Lamp Support Clip, Slide-On	23452-A*
Plastic Lamp Support Clip, Screw Mount	23452-B*
Horizontal Snap-In Lamp Support Clip for 13454 and 13455 UV-Stable, Clear Polycarbonate	23452-H*
Vertical Snap-In Lamp Support Clip for 13453. UV-Stable, Clear Polycarbonate	23452-V*
Stainless Steel Horizontal Lamp Support Clip, Short Version	23452-MTS
Stainless Steel Horizontal Lamp Support Clip, Tall Version	23452-MTL

\*Note: Leviton strongly recommends replacing support clips 23452-A, 23452-B, 23452-V and 23452-H during lamp replacement



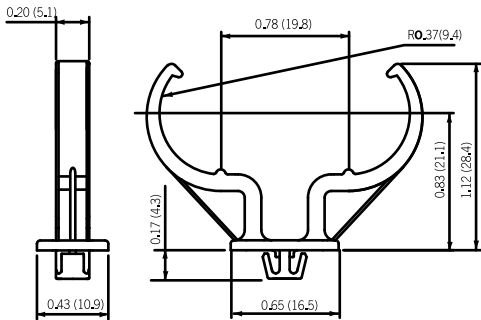
23452-H



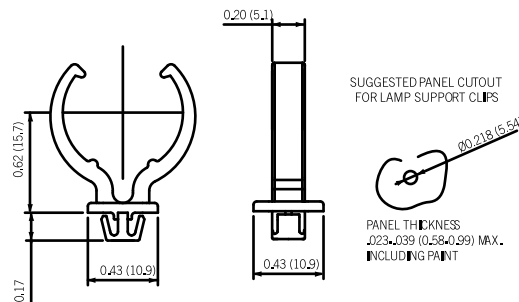
23452-V

### Dimensions for Lamp Support Clips for Long Twin Tube with 2G11 Base

Horizontal Lamp Support Clip — 23452-H

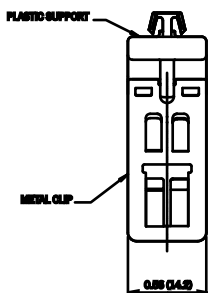


Vertical Lamp Support Clip — 23452-V

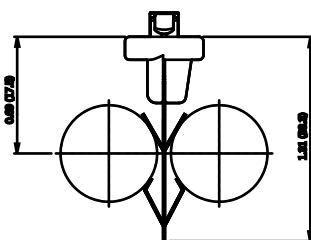


23452-MTS

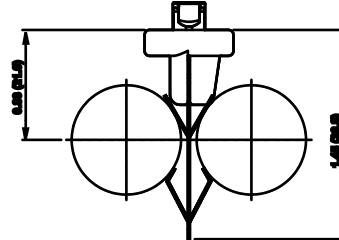
Horizontal Lamp Support Clips — 23452-MTS, 234452-MTL



Horizontal Lamp Support Clip, Short — 23452-MTS



Horizontal Lamp Support Clip, Tall — 23452-MTL



23452-MTL

## Compact Fluorescent Lampholders (CFLs)

### Features and Benefits

- “Smart” CFL Lampholders are color-coded for easy wattage identification
- Bottom snap-in versions for easier panel assembly
- Snap-in versions designed for 16 Ga. panels
- Metal-spring lamp-retainer clip provides positive lamp retention and is more durable than plastic clips
- Two wiring ports per contact speed harness wiring
- Four screw holes for greater mounting flexibility
- Wire routing options for top or bottom side of mounting panel for easier assembly
- White thermoplastic body
- HT 120°C max temperature
- All NOM-ANCE certified

## Compact Fluorescent Lampholders

### For G23 and G23-2 Lamp Bases

Rating	Color	Cat. No.	Lamp Base	Wattage
75W 600V	White	26719-100	G23, G23-2	5W, 7W, 9W
75W 600V	White	26719-200	G23, G23-2	5W, 7W, 9W
75W 600V	White	26719-300*	G23, G23-2	5W, 7W, 9W
75W 600V	White	26719-400	G23, G23-2	5W, 7W, 9W
75W 600V	White	26719-500	G23, G23-2	5W, 7W, 9W

\*Not compatible with 13-watt DTT lamps



26719-100



26719-200



26720-300



26720-400

### For GX23 and GX23-2 Lamp Bases

Rating	Color	Cat. No.	Lamp Base	Wattage
75W 600V	White w/Black	26720-100	GX23, GX23-2	13W
75W 600V	White	26720-200	GX23, GX23-2	13W
75W 600V	White w/Black	26720-300*	GX23	13W
75W 600V	White w/Black	26720-400	GX23, GX23-2	13W
75W 600V	White w/Black	26720-500	GX23, GX23-2	13W

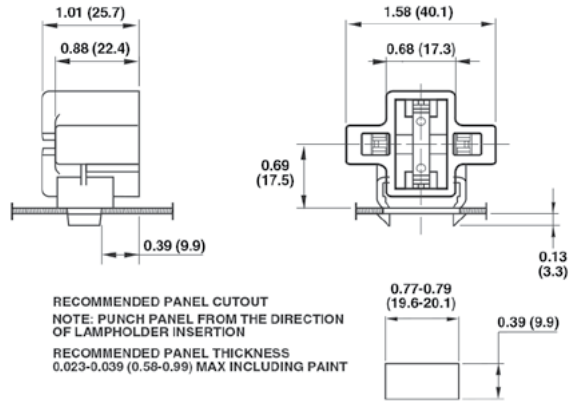
\*Not compatible with 13-watt DTT lamps

Continued on next page

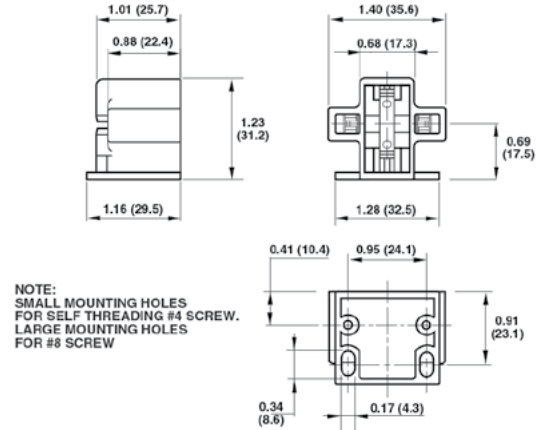
Continued from previous page

## Dimensions for Compact Fluorescent Lampholders

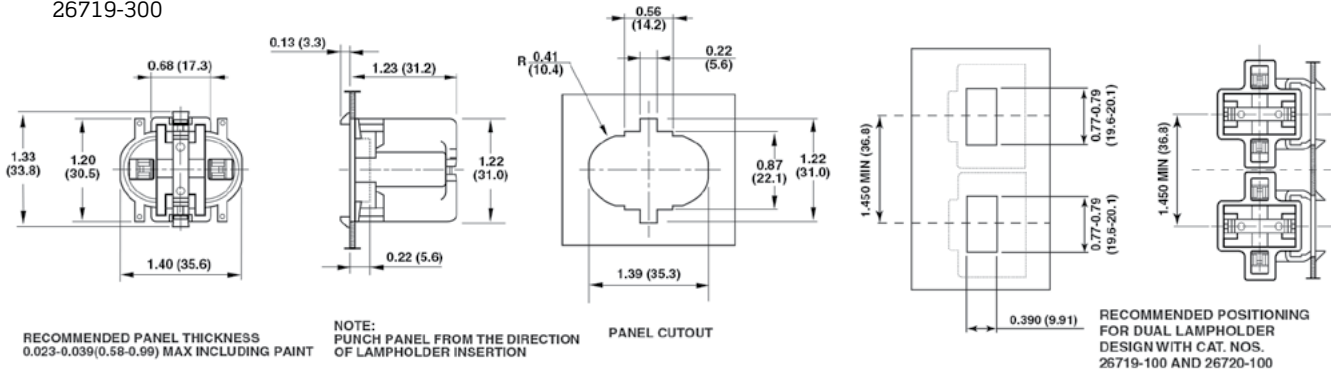
26719-100



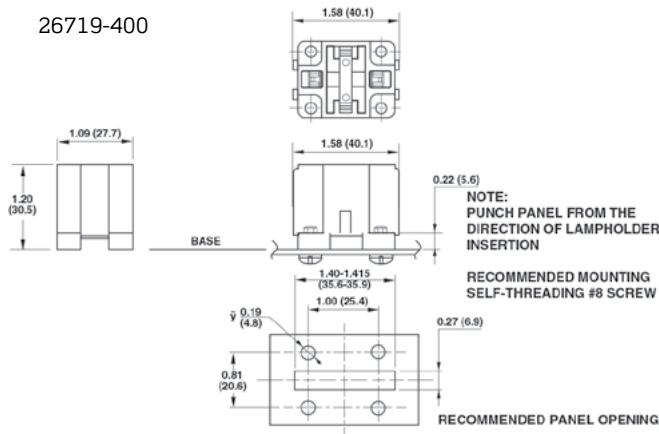
26719-200



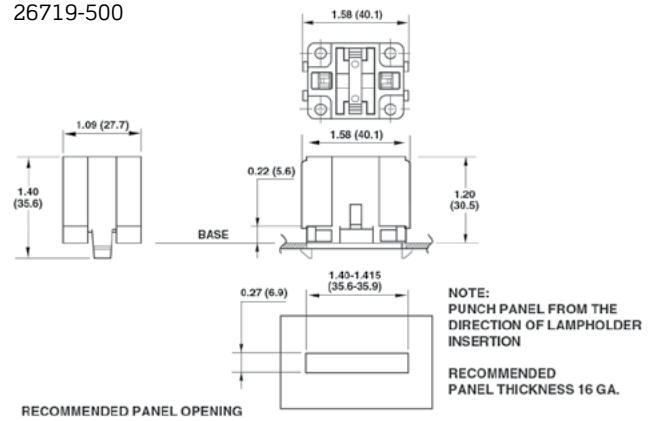
26719-300



26719-400



26719-500



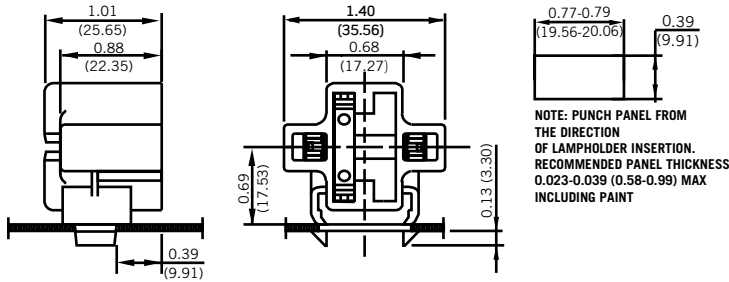
Continued on next page

Continued from previous page

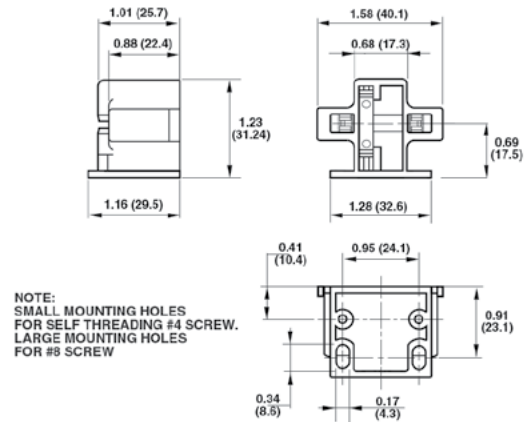
Compact Fluorescent Lampholders (CFLs)

Dimensions for Compact Fluorescent Lampholders

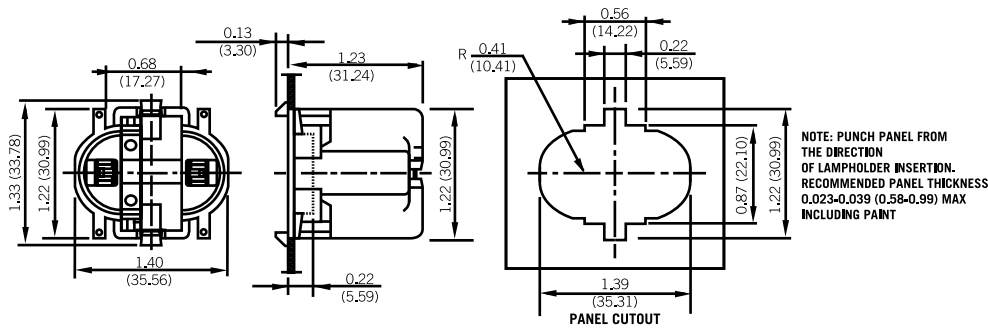
Horizontal Snap-In CFLs — 26720-100



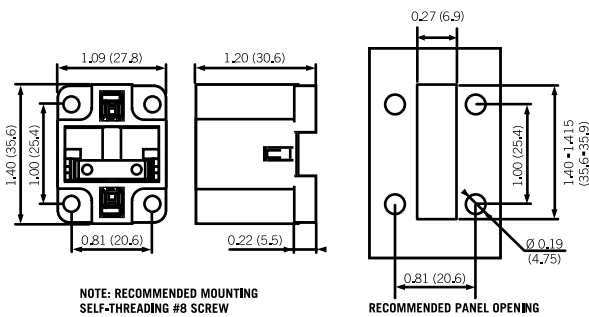
26720-200



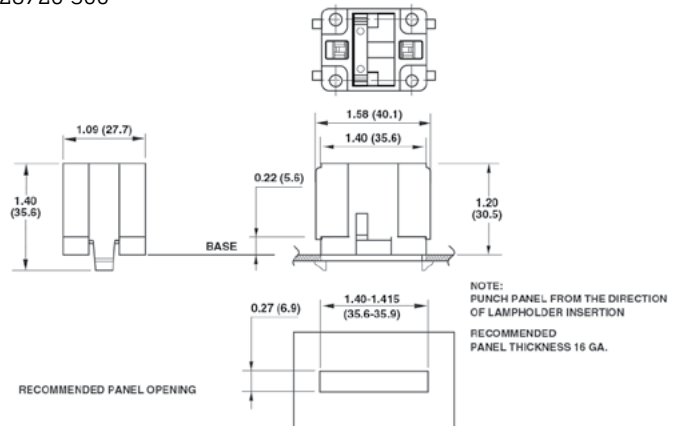
Vertical Top Snap-In CFLs — 26720-300



4-Hole Vertical Screw-Down CFLs — 26720-400



26720-500





## Compact Fluorescent Lampholders (CFLs)

### Features and Benefits

- “Smart” CFL lampholders are color-coded for easy wattage identification
- Bottom snap-in versions for easier panel assembly available for 16 Ga. and 18-20 Ga. panels
- All 4-pin lampholders have internal rejection feature that prevents insertion of 2-pin lamps
- HT 120°C max temperature
- Metal-spring lamp-retainer clip provides positive lamp retention and is more durable than plastic clips
- Two wiring ports per contact speed harness wiring
- Four screw holes for greater mounting flexibility
- Wire routing options for top or bottom side of mounting panel for easier assembly
- White thermoplastic body
- All NOM-ANCE certified

## Compact Fluorescent Lampholders

### For G24d Lamp Bases — 2-Pin

Rating	Color	Cat. No.	Lamp Base	Wattage	Panel
75W 600V	White w/Black	26725-201**	G24d-1	10W, 13W	16 Ga. Snap-In or Screw Down
	White w/Black	26725-221**	G24d-1		18-20 Ga. Snap-In
	Green	26725-202**	G24d-2	18W	16 Ga. Snap-In or Screw Down
	Green	26725-222**	G24d-2		18-20 Ga. Snap-In
	Orange	26725-203**	G24d-3	26W	16 Ga. Snap-In or Screw Down
	White w/Black	26725-211	G24d-1	10W, 13W	Screw Down
	Green	26725-212**	G24d-2	18W	
	Orange	26725-213**	G24d-3	26W	



26725-213

### For G24q and GX24q Lamp Bases — 4-Pin

Rating	Color	Cat. No.	Lamp Base	Wattage	Panel
75W 600V	White w/Black	26725-401**	G24q-1	10W, 13W	16 Ga. Snap-In or Screw Down
			GX24q-1		
	White w/Black	26725-421**	G24q-1	10W, 13W	18-20 Ga. Snap-In
			GX24q-1		
	Green	26725-402	G24q-2	18W	16 Ga. Snap-In or Screw Down
			GX24q-2**		
	Green	26725-422	G24q-2	18W	18-20 Ga. Snap-In
			GX24q-2**		
	Orange	26725-403	G24q-3	26W	16 Ga. Snap-In or Screw Down
			GX24q-3**		
	Orange	26725-423**	GX24q-3	26W, 32W	18-20 Ga. Snap-In
	Yellow	26725-404**	GX24q-4	42W	16 Ga. Snap-In
	Blue	26725-405**	GX24q-5	57W	Snap-In
	Red	26725-406**	GX24q-6	70W	
	Yellow	26725-424**	GX24q-4	42W	18-20 Ga. Snap-In
	White	26725-429**	GX24q-4	26W, 32W, 42W	
	Universal			G24q-3	
	White w/Black	26725-411**	G24q-1	10W, 13W	Screw Down
			GX24q-1		
	Green	26725-412**	G24q-2	18W	
			GX24q-2		
	Orange	26725-413**	G24q-3	26W	
	Orange	26725-413**	GX24q-3	26W, 32W	
	Yellow	26725-414**	GX24q-4	42W	
	Blue	26725-415**	GX24q-5	57W	
	Red	26725-416**	GX24q-6	70W	
	White	26725-419**	G24q-3	26W	
	Universal*			GX24q-4	32W, 42W
	Red	26725-426**	GX24q-6	70W	18-20 Ga. Snap-In



26725-419

\*For use with universal wattage ballast only.

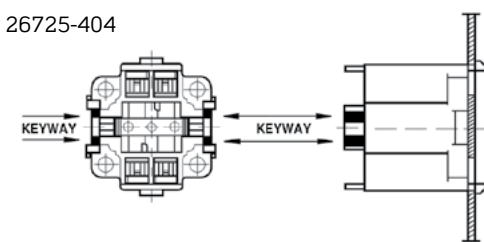
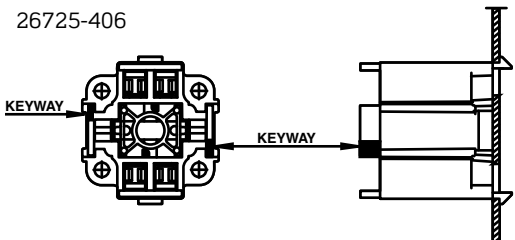
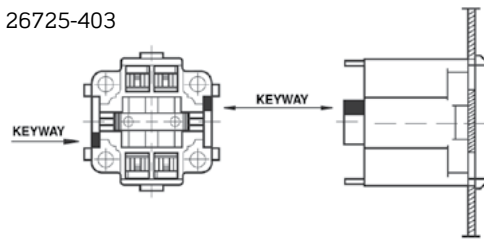
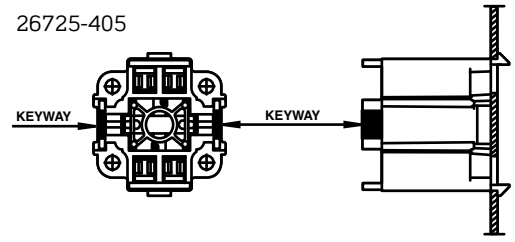
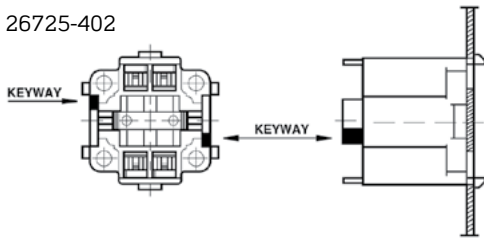
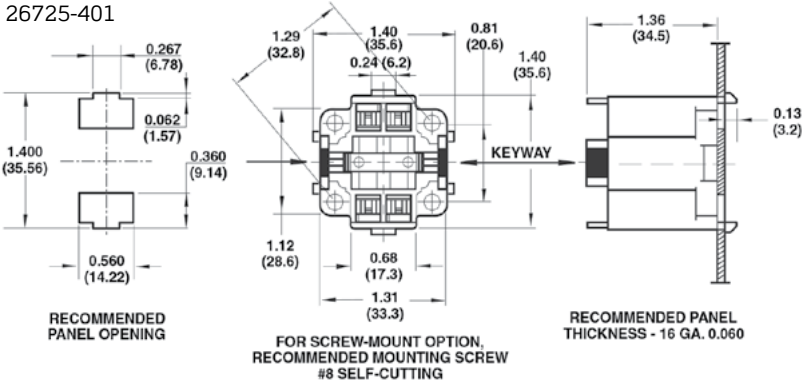
\*\*Leviton strongly recommends using lamp support clips for lamps

Continued on next page

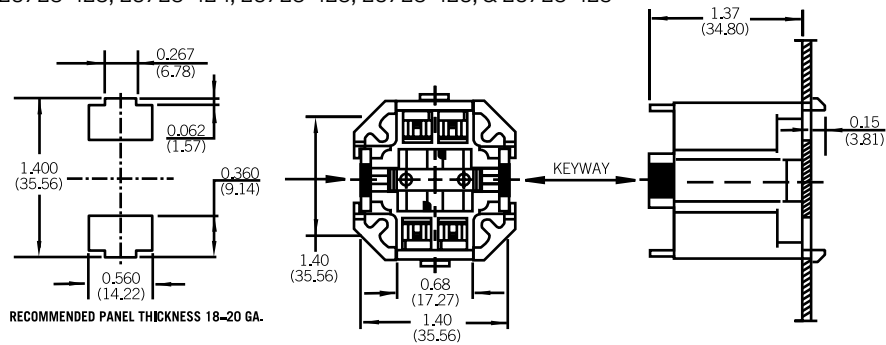
Continued from previous page

**Compact Fluorescent Lampholders (CFLs)**

**Dimensions for 10mm Compact Fluorescent Lampholders**



Bottom Snap-In CFLs for 18-20 Ga Panels — 26725-421, 26725-422, 26725-423, 26725-424, 26725-425, 26725-426, & 26725-429



## “Smart” CFL Lampholders

### Features and Benefits

- “Smart” CFL lampholders are color-coded for easy wattage identification
- Bottom snap-in versions for easier panel assembly available for 16 Ga. and 18-20 Ga. panels
- All 4-pin lampholders have internal rejection feature that prevents insertion of 2-pin lamps
- Metal-spring lamp-retainer clip provides positive lamp retention and is more durable than plastic clips
- Two wiring ports per contact speed harness wiring
- Wire routing options for top or bottom side of mounting panel for easier assembly
- Bodies are white thermoplastic (with color coding as indicated)
- Quick-connect push-in wiring terminals accept #18 AWG solid or twisted-and-overtinned leads, stripped  $\frac{3}{8}$  inch
- All NOM-ANCE certified

#### G24d Lamp Bases

- HT 120°C max temperature

#### G24q and GX24q Lamp Bases

- HT 140°C max temperature

## Compact Fluorescent Lampholders with Round Bodies

### For G24d Lamp Bases — 2-Pin

Rating	Color	Special	Cat. No.	Lamp Base	Wattage	Panel
75W 600V	Green	—	26725-2A2**	G24d-2	18W	Screw Down
	Orange	—	26725-2A3**	G24d-3	28W	

### For G24q and GX24q Lamp Bases — 4-Pin

Rating	Color	Special	Cat. No.	Lamp Base	Wattage	Panel
75W 600V	Black	—	26725-4A1	G24q-1 Gx24q-1	10W, 13W	Screw Down
	Green	—	26725-4A2**	G24q-2	18W	
				GX24q-2		
	Orange	—	26725-4A3**	G24q-3	26W	
				GX24q-3	26W, 32W	
	Blue	—	26725-4A5**	G24q-5	57W	
	Red	—	26725-4A6**	G24q-6	70W	
White Body Only	—	26725-4A9**	G24q-3 GX24q-4	26W, 32W, 42W		

### Twist-in Socket For G24q and GX24q Lamp Bases — 4-Pin

Rating	Color	Special	Cat. No.	Lamp Base	Wattage	Panel
75W 600V	White Body with Black	—	26800-4A1	G24q-1 Gx24q-1	13W	Screw Down
	White Body with Green	—	26800-4A2**	G24q-2 GX24q-2	18W	
	White Body Only	—	26800-4A9**	G24q-3 GX24q-4	26W, 32W, 42W	
	White Body with Purple	—	26800-4A8**	Gx24q-5 GX24q-6	57W, 70W	

\*For use with universal wattage ballast only.

\*\*Leviton strongly recommends using lamp support clips for lamps

Continued on next page



26725-4A2



26725-4A3



26725-4A6



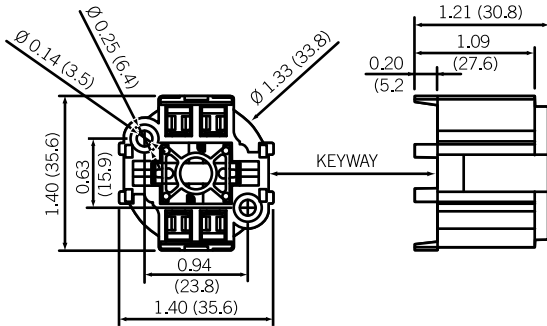
26800

Continued from previous page

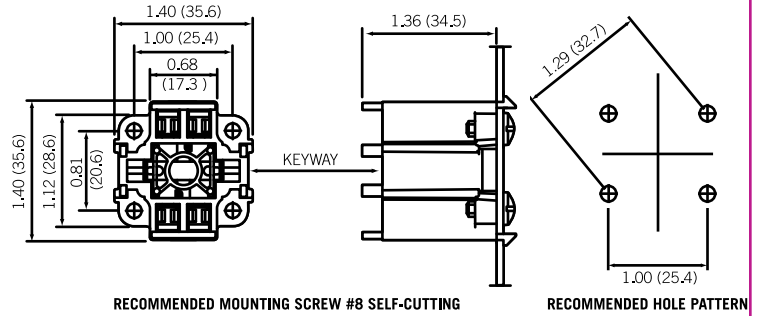
“Smart” CFL Lampholders

Dimensions for “Smart” Compact Fluorescent Lampholders

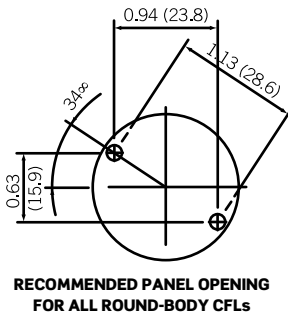
All Round-Body CFLs — 26725-4A5



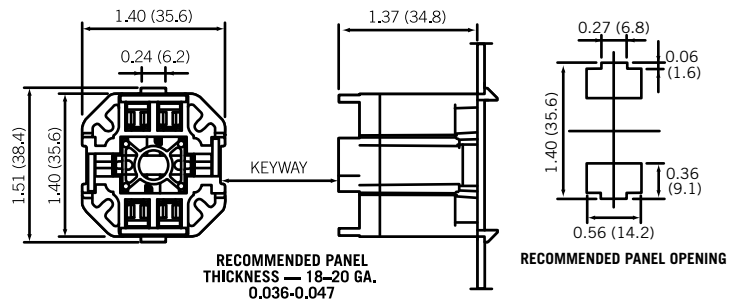
4-Hole Bottom Screw-Down — CFLs 26725-415



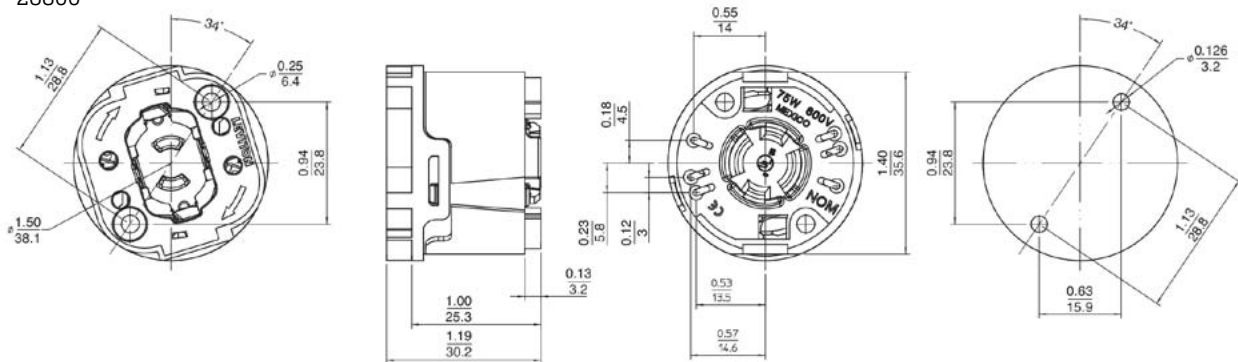
26725 Round



Bottom Snap-In CFLs for 18–20 Ga Panels — 26725-426



26800



### GU-24 Series Lampholders

Leviton's new GU-24 Series bi-pin twist-lock lampholders provide new alternatives for high-efficacy lighting in residential and commercial applications. By creating a single, universal configuration, they provide a simple solution that can accommodate integrated-ballast compact fluorescent lamps in multiple wattages. And, most importantly, the GU-24 base lamps can be used in luminaires intended to comply with a host of recognized energy efficiency standards and regulatory mandates, such as ENERGY STAR and California Title 24.

#### Features and Benefits

- Designed for integrated-ballast compact fluorescent lamps with GU-24 base — three different mounting configurations designed to match common medium base
- Accommodates most standard mounting configurations — panel, collar and bracket — for medium-base screwshell lampholders
- Accommodates standard wattages of GU-24 size lamps
- Helps satisfy ENERGY STAR and California Title 24 energy efficiency standards
- Rated 120W, 250V
- Thermoplastic body material is PC; UL flammability rating is 94V-2

#### For G24 Lamp Bases — 2-Pin

Description	Rating	Cat. No.	Mounting Information
Panel Mount GU-24 Base Lampholder		26740	Eyelets Accept #4 & 5 Mounting Screws
E26 to GU24 Adapter		26745	E26 screwshell

**Note:** ENERGY STAR is a joint program of the U.S. Environmental Protection Agency and the U.S. Department of Energy. It helps consumers save money and protect the environment through energy efficient products and practices. The Energy Efficiency Standards for Residential and Nonresidential Buildings (referred to as Title 24) were established in 1978 in response to a legislative mandate to reduce California's energy consumption. The standards are updated periodically to allow consideration and possible incorporation of new energy efficiency technologies and methods



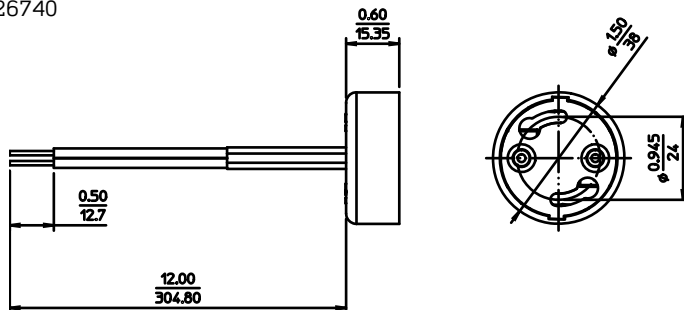
26740



26745

#### Dimensions for GU-24 Series Lampholders

26740





## Lighting & Fan Speed Controls

# K

Box Mounted Controls .....	K-2
Dimmers & Fan Speed Controls .....	K-2
Traditional .....	K-2
Decora® .....	K-6
Specialty .....	K-14
Timer Switches .....	K-15
Occupancy/Vacancy/Humidity Sensors .....	K-18
Architectural Lighting Controls .....	K-24
Sapphire™ LCD Touch Screen .....	K-24
Switcher/Scaler .....	K-25
Dimensions® .....	K-26
a-2000® .....	K-37
Modular Dimming Systems .....	K-40
Power Extenders .....	K-42
0-10V Reverse Phase Power Extender .....	K-43
Renoir™ II .....	K-44





## Box Mounted Controls

Leviton offers a wide variety of box mounted lighting controls that combine sophisticated design with state-of-the-art technology. These include, dimmers, fan speed controls, timer switches, occupancy/vacancy sensors and specialty controls. Our lighting controls provide precise, dependable control and complement any residential application, while offering the potential for significant energy savings.

## Traditional Dimmers & Fan Speed Controls

Leviton's traditional dimmers and fan speed controls are compact in design, install easily and come in electromechanical and digital styles with preset and non-preset models. They are the ideal tool to help create the perfect ambiance within a room and help conserve energy to reduce overall energy costs.

### Traditional Dimmers and Fan Speed Control



**Color Choices** Traditional dimmers are offered in the following colors. To order colors, add suffix to Cat. No.



Note: Not all models come in all colors. Color Change Kits available for specific devices. See listings for details. Products with suffix (-Z) include White, Ivory and Light Almond



### Wallplates

Find the right wallplate for any application. **See section 5 for Wallplates & Covers.**

### Trimatron™ Rotary

#### Features and Benefits

- RDL06 and RNL06 are designed for optimal controls of dimmable LED and CFL lamps. Also compatible with incandescent and halogen
- Built-in radio/TV interference filter
- Quiet 1.5 Amp Trimatron™ Fan Speed Control is ideal for libraries, study rooms and any area where ceiling fan noise could become distracting. Full range 5 Amp fan speed controls also available
- Wire leads provided for fast, easy installation
- Compatible with toggle style wallplates
- Backed by a limited 5-year warranty

### Trimatron™ Deluxe Full Range Rotary Controls

Dimmers			
Description	Rating	Cat. No.	Color
LED, CFL, Incandescent Dimmer push ON/push OFF, single pole or 3-way	150W LED/CFL 600W Incandescent	RDL06-10	Z
LED, CFL, Incandescent Dimmer rotary ON/OFF, single pole	150W LED/CFL 600W Incandescent	RNL06-10	Z

Fan Speed Controls			
Description	Rating	Cat. No.	Color
Quiet Fan Speed Control	1.5A 120VAC	6639-10	Z
Full-Range Fan Speed Control	5A 120VAC	6616-X	W, I

Accessories			
Description	Cat. No.	Color	
Decora® Adapter for Rotary Dimmers — plastic, standard size; fits over .406" dimmer shaft	80400	W, I, E, B*	
Dimmer Knobs with metal insert (packed 25 per box)	26115	W, I, T, E, B*	

\*80400 and 26115 also available in Brown (no suffix)



RDL06



6616-X

### Maximum Load for Multi-Gang Applications

In multi-gang applications, derating is required in accordance with the following chart. Many controls have side sections and fin removal is required (consult instruction sheets for further details).

Maximum Load for Multi-Gang Applications			
Cat. No.	Single	2-Gang	3-Gang or more
RDL06-10	150W LED/CFL 600W Incandescent	150W LED/CFL 500W Incandescent	150W LED/CFL 400W Incandescent
RNL06-10	150W LED/CFL 600W Incandescent	150W LED/CFL 500W Incandescent	150W LED/CFL 400W Incandescent
6639-10	1.5A	1.5A	1.5A
6616-X	5A	4.1A	3.3A

#### Color

To order colors, add suffix to basic Cat. No. White (-W), Ivory (-I), Light Almond (-T) and Black (-E). Products with suffix (-Z) include three colors: White, Ivory and Light Almond. \*80400 and 26115 also available in Brown (no suffix).

## IllumaTech® Rotary

### Features and Benefits

- Rotary dial with contemporary appearance
- Selection of low, medium, high or max fan speeds
- Quiet 1.5A fan speed controls are ideal for libraries, study rooms and any area where ceiling fan noise could become distracting
- Compatible with Decora Plus™ screwless wallplates and Decora® wallplates
- Built-in radio/TV interference filter
- Backed by a limited 5-year warranty

## IllumaTech® Rotary Controls

### Fan Speed Controls

Description	Rating	Cat. No.	Color
Quiet Fan Speed Control, single pole, no LED	1.5A 120VAC	RTF01-10	Z



RTF01-10

### Maximum Load for Multi-Gang Applications

In multi-gang applications, derating is required in accordance with the following chart. Many controls have side sections and fin removal is required (consult instruction sheets for further details).

### Maximum Load

Cat. No.	Single	2-Gang	3-Gang or more
RTF01-10	1.5A	1.5A	1.5A

### Color

To order colors, add suffix to basic Cat. No. Products with suffix (-Z) include White, Ivory and Light Almond.

## Toggle Slide

Features and Benefits	
<ul style="list-style-type: none"> <li>• Integrated linear full-range slide control for easy, precise operation</li> <li>• Separate ON/OFF toggle switch that preserves the selected setting</li> <li>• Provides single pole or 3-way control when paired with a 3-way switch</li> <li>• Slim, compact housing fits easily into a standard wallbox</li> <li>• Suitable for multi-gang installations</li> <li>• No removal of fins required for multi-gang installations</li> <li>• Available in White, Ivory and Light Almond</li> <li>• Built-in radio/TV interference filter</li> <li>• Backed by a limited 5-year warranty</li> </ul>	<p><b>LED/CFL/Incandescent/Halogen/MLV Dimmers</b></p> <ul style="list-style-type: none"> <li>• TSL06 and TSM10 designed for optimal control of dimmable LED and CFL lamps. Also compatible with incandescent and halogen</li> <li>• TSM10 also compatible with Magnetic Low Voltage lamps</li> <li>• Microprocessor control offers flexibility to fine-tune for best performance with LEDs and CFLs</li> <li>• Features built-in starting technology for CFL lamps</li> <li>• Wider dimming range for LED and CFL lamps than conventional incandescent dimmers</li> <li>• TSL06 and TSM10 have an adjustment switch to modify the minimum light level in order to maximize the dimming range if flickering occurs at lower dimming levels</li> <li>• Forward phase control</li> <li>• Optional locator light is built into the switch</li> </ul> <p><b>Quiet Fan Speed Control</b></p> <ul style="list-style-type: none"> <li>• Quiet 1.5 Amp fan speed control is ideal for libraries, study rooms and any area where ceiling fan noise could become distracting</li> <li>• Combines a toggle on/off switch with a 3-speed contemporary slender slide bar for the selection of low, medium, or high fan speeds</li> </ul>

Dimmers			
Description	Rating	Cat. No.	Color
LED, CFL, Incandescent Dimmer with LED locator	300W LED/CFL 600W Incandescent	TSL06-1L	W, I, T
LED, CFL, Incandescent, Magnetic Low Voltage Dimmer with LED locator	400W LED/CFL 1000W Incandescent	TSM10-1L	

Fan Speed Control			
Description	Rating	Cat. No.	Color
Quiet Fan Speed Control, 3 speed	1.5A	TSF01-1	W, I, T



TSL06-1LW

### Maximum Load for Multi-Gang Applications

In multi-gang applications, derating is required in accordance with the following chart. Many controls have side sections and fin removal is required (consult instruction sheets for further details).

Maximum Load for Multi-Gang Applications			
Cat. No.	Single	2-Gang	3-Gang or more
TSL06	300W LED/CFL	300W LED/CFL	300W LED/CFL
	600W Incandescent	500W Incandescent	500W Incandescent
TSM10	400W LED/CFL	400W LED/CFL	400W LED/CFL
	1000W Incandescent	800W Incandescent	700W Incandescent
	1000VA MLV	800VA MLV	700VA MLV
TSF01	1.5A	1.5A	1.5A

**Color**

To order colors, add suffix to basic Cat. No. White (-W), Ivory (-I), Light Almond (-T).

## Decora® Dimmers & Fan Speed Controls

Leviton's Decora® dimmers and fan speed controls offer innovation and elegance to suit any décor. All of these products deliver the high performance and reliability you've come to expect from the Decora® name and are the ideal tool to help create the perfect ambiance within a room and help conserve electricity to reduce overall energy costs.

### Decora® Dimmers



**Color Choices** Decora® dimmers and fan speed control devices are offered in a wide range of colors. To order colors, add suffix to Cat. No.



Note: Not all models come in all colors. Color Change Kits available for specific devices. See listings for details. Products with suffix (-Z) include White, Ivory and Light Almond

### SureSlide®

#### Features and Benefits

- 6674/6672 are designed for optimal control of dimmable LED and CFL lamps. Also compatible with incandescent and halogen
- 66DF Dual Quiet Fan/Light Control are rated for LED/CFL and incandescent applications
- 6674 has optional programming feature to modify the dimming range to optimize low light level performance when required
- All SureSlide® devices have a linear slide control for precise operation
- Preset versions provide single pole or 3-way lighting control when paired with a 3-way switch
- Appearance complements interiors and is compatible with other Decora® devices
- Compatible with Decora Plus™ screwless wallplates and Decora® wallplates
- Built-in radio/TV interference filter
- Quiet 1.5 Amp fan speed controls are ideal for libraries, study rooms and any area where ceiling fan noise could become distracting
- Backed by a limited 5-year warranty

Continued on next page

Continued from previous page

## SureSlide® Full Range Slide Controls

Dimmers			
Description	Rating	Cat. No.	Color
LED/CFL/Incandescent single pole slide-to-off Dimmer with optional use LED locator	LED/CFL: 150W 120VAC Incandescent: 600W 120VAC	6672	W, I, T
LED/CFL/Incandescent Dimmer, single pole or 3-way with preset ON/OFF Switch	LED/CFL: 150W 120VAC Incandescent: 600W 120VAC	6674	W, I, T, E, B
Electronic Low Voltage Dimmer, single pole or 3-way with preset ON/OFF switch	300VA 120VAC	66EV	W, I, T

Fan Speed Controls			
Description	Rating	Cat. No.	Color
Quiet Step Fan Speed Control, single pole or 3-way with preset ON/OFF Switch	1.5A 120VAC	661F	W, I, T
Dual LED/CFL/Incandescent Dimmer Quiet Fan/Light Control, single pole, slide-to-off	Fan: 1.5A LED/CFL: 150W 120VAC Incandescent: 600W 120VAC	66DF	W, I, T



6674



66DF

Maximum Load for Multi-Gang Applications			
Cat. No.	Single	2-Gang	3-Gang or more
6672	LED/CFL 150W	150W	150W
	Incandescent 600W	500W	400W
6674	LED/CFL 150W	150W	150W
	Incandescent 600W	500W	400W
66DF	LED/CFL 150W	150W	150W
	Incandescent 300W	300W	300W
	Fan 1.5A	1.5A	1.5A
66EV	300VA	300VA	250VA
661F	1.5A	1.5A	1.5A

**Note:** Sharing a neutral wire may cause flickering. Connect all dimmers to the same phase or run a separate neutral to each phase. Consult Leviton Techline if problems persist.

### Color

To order colors, add suffix to basic Cat. No. White (-W), Ivory (-I), Light Almond (-T), Black (-E) and Brown (-B).



## IllumaTech® Preset Slide

### Features and Benefits

- IPL06 is designed for optimal control of dimmable LED and CFL lamps. Also compatible with incandescent and halogen
- IPL06 has an adjustment switch to modify the minimum light level in order to maximize the dimming range if flickering occurs at lower dimming levels
- Fluid slide movement allows fine adjustment of light level with minimum effort
- Captive wraparound slide bar remains securely attached
- Easy-to-use push button switch with conveniently positioned green LED locator
- Six product options in each box with three changeable faceplates and single pole or 3-way functionality when used with a 3-way switch
- Appearance complements interiors and is compatible with other Decora® devices
- Compatible with Decora Plus™ screwless wallplates and Decora® wallplates
- Power failure recovery ensures retention of last setting before power interruption
- Built-in radio/TV interference filter
- Quiet 1.5 Amp fan speed controls are ideal for bedrooms, libraries, study rooms and any area where ceiling fan noise could become distracting. Full range 5A fan speed controls also available
- Color change kits are available to allow fast color changeover, to simplify stocking inventory, and feature a self aligning mechanism that automatically connects it to internal slider
- NAFTA Compliant models available
- Backed by a limited 5-year warranty

## IllumaTech® Preset Slide Controls — Single Pole or 3-Way

Dimmers			
Description	Rating	Cat. No.	Color
LED/CFL/Incandescent Dimmer, no LED locator	150W 120VAC LED/CFL 600W 120VAC Incandescent	IPL06-10	Z
Incandescent Dimmer with LED locator	1000W 120VAC	IP10-1L	Z
Magnetic Low Voltage Dimmer with LED locator	600VA (450W) 120VAC	IPM06-1L	Z
Magnetic Low Voltage Dimmer with LED locator	1000VA (800W) 120VAC	IPM10-1L	Z
Electronic Low Voltage Dimmer with LED locator; neutral required	400VA (320W) 120VAC	IPE04-1L*	Z
Fluorescent Dimmer for Mark 10® Powerline Ballast, no LED locator	600VA 120VAC	IPX06-10	Z
Fluorescent Dimmer for Mark 10® Powerline Ballast, no LED locator	600VA 277VAC	IPX06-70	Z
Fluorescent Dimmer for Mark 10® Powerline Ballast, no LED locator	1000VA 120VAC	IPX10-10*	Z
Fluorescent Dimmer for Mark 10® Powerline Ballast, no LED locator	1200VA 277VAC	IPX12-70	Z
0-10V LED/Mark 7® Fluorescent Ballast Dimmer, no LED locator	10A LED (120/277VAC) 1200VA @ 120VAC 1500VA @ 277VAC 28mA Sinking Current	IP710-D0*	Z
0-10V LED/Mark 7® Fluorescent Ballast Dimmer, with LED locator	10A LED (120/277VAC) 1200VA @ 120VAC 1500VA @ 277VAC 28mA Sinking Current	IP710-DL	Z

\*NAFTA compliant models available — for more information, visit [www.leviton.com/nafta](http://www.leviton.com/nafta)  
Mark 10® Powerline and Mark 7® are registered trademarks of Advance Transformer Co.



IPL06-10



IP710-DL

Fan Speed Controls			
Description	Rating	Cat. No.	Color
Quiet Fan Speed Control with LED locator, neutral required	1.5A 120VAC	IPF01-1L	Z
Fully Variable Fan Speed Control with LED locator, neutral required	5A 120VAC	IPF05-1L	Z

Continued on next page

Continued from previous page

## Color Change Kits for IllumaTech® Slide Controls

Color Change Kits for IllumaTech® Slide Controls		
Description	Cat. No.	Color
Color Change Kit for IPL06 and IP710-D0; no LED locator	IPKIT-LN	W, I, T, G, E, R, B
Color Change Kit with LED locator	IPKIT-00	W, I, T, G, E, R, B
Color Change Kit for IPX06-70, IPX10-10, IPX12; no LED locator	IPKIT-0N	W, I, T, G, E, R, B
Color Change Kit for IPF01 Fan Speed Control with LED locator	IPQFK-00	W, I, T, G, E, R, B



## Maximum Load for Multi-Gang Applications

In multi-gang applications, derating is required in accordance with the following chart. Many controls have side sections and fin removal is required (consult instruction sheets for further details).

Maximum Load			
Cat. No.	Single	2-Gang	3-Gang or more
IPL06-10	150W LED/CFL	150W LED/CFL	150W LED/CFL
	600W Incandescent	500W Incandescent	400W Incandescent
IPI10-1L	1000W	800W	700W
IPE04-1L	400VA (320W)	350VA (280W)	250VA (200W)
IPM06-1L	600VA (450W)	500VA (375W)	400VA (300W)
IPM10-1L	1000VA (800W)	800VA (640W)	700VA (560W)
IP710-D0	10A LED (120/277VAC)	10A LED (120/277VAC)	10A LED (120/277VAC)
	1200VA @ 120VAC	1200VA @ 120VAC	1200VA @ 120VAC
	1500VA @ 277VAC	1500VA @ 277VAC	1500VA @ 277VAC
IP710-DL	10A LED (120/277VAC)	10A LED (120/277VAC)	10A LED (120/277VAC)
	1200VA @ 120VAC	1200VA @ 120VAC	1200VA @ 120VAC
	1500VA @ 277VAC	1500VA @ 277VAC	1500VA @ 277VAC
IPX06-10	600VA	500VA	400VA
IPX10-10	1000VA	800VA	700VA
IPX06-70	600VA	600VA	600VA
IPX12-70	1200VA	1200VA	1200VA
IPF01-1L	1.5A	1.5A	1.5A
IPF05-1L	5A	4.1A	3.3A

**Note:** Sharing a neutral wire may cause flickering. Connect all dimmers to the same phase or run a separate neutral to each phase. Consult Leviton Techline if problems persist.

### Caution on Retrofits

When retrofitting Mark 10® Powerline dimming ballasts into fixtures that originally had Instant Start ballasts, the sockets MUST be replaced with Rapid Start sockets to allow proper dimmer operation and to prevent damage to the dimming ballast. Refer to the instructions provided with the ballast and the Leviton dimmer.

### Color

To order colors, add suffix to basic Cat. No. Products with suffix (-Z) include White, Ivory and Light Almond. Color Change kits available in the following colors: White (-W), Ivory (-I), Light Almond (-T), Gray (-G), Black (-E) and Brown (-B).



### Related Products

Use Leviton Power Extenders to extend the load capacity of box mounted dimmers. Leviton Power Extenders are available for incandescent, magnetic low voltage, electronic low voltage, Mark 10® Powerline fluorescent dimming ballasts or equivalents and 0-10VDC dimmable fluorescent ballasts such as Mark 7® 0-10V, OSRAM Sylvania Quicktronic® Helios™ or equivalent ballasts. **See page K-42 for more information.**

## Decora® Slide Dimmer

### Features and Benefits

- Aesthetically pleasing design with rocker switch and slender dimmer control slide bar
- Integrated linear full-range slide control for easy, precise operation
- Features a separate ON/OFF switch that preserves the selected brightness setting
- Optional locator light
- Six product options in each box with three changeable faceplates and single pole or 3-way functionality when used with a 3-way switch
- Slim, compact housing fits easily into a standard wallbox
- Suitable for multi-gang installations with other Decora® products
- Additional color change kits available in Black, Brown and Gray
- No removal of fins for multi-gang installation
- Built-in radio/TV interference filter
- Backed by a limited 5-year warranty

### LED/CFL/Incandescent/Halogen Dimmers

- DSL06 and DSM10 designed specifically for dimmable LED and CFL lamps. Also compatible with incandescent and halogen
- DSM10 also compatible with magnetic low voltage lamps
- Microprocessor control offers flexibility to fine-tune LEDs and CFLs for best performance
- Features a built-in starting technology for CFL lamps
- Wider dimming range on LED and CFL lamps than conventional incandescent dimmers
- DSL06 and DSM10 have an adjustment switch to modify the minimum light level in order to maximize the dimming range if flickering occurs at lower dimming levels

### 0-10V Mark 7® Fluorescent Dimmer

- 0-10V Mark 7® Fluorescent Dimmer DS710 designed for use with Mark 7® Fluorescent ballasts
- Dual voltage 120V/277V; 50ma maximum sink current
- No power pack required for switching

### Quiet Fan Speed Control

- Combines a Decora® ON/OFF switch with a contemporary slender slide bar for the selection of low, medium or high fan speeds
- Quiet 1.5 Amp fan speed control is ideal for bedrooms, libraries, study rooms and any area where ceiling fan noise could become distracting

## Decora® Slide Controls — Single Pole, 3-Way or More Applications

Dimmers			
Description	Rating	Cat. No.	Color
LED/CFL/Incandescent Dimmer with optional LED locator	300W LED/CFL 600W Incandescent	DSL06-1L	Z
LED/CFL/Incandescent/Magnetic Low Voltage Dimmer with optional LED locator	450W LED/CFL 1000W Incandescent 1000VA MLV	DSM10-1L	Z
Electronic Low Voltage Dimmer (Trailing Edge), no LED locator light, neutral required	600VA ELV 300VA LED/CFL	DSE06-10	Z
Fluorescent Dimmer for Mark 7® Ballasts 0-10V dimmers, no LED locator	1200VA @120VAC 1500VA @ 277VAC 50mA sinking current	DS710-10	Z
Fluorescent Dimmer for Mark 10® Powerline or Tu-Wire® Ballasts, no LED locator	1000VA Mark 10/ Tu-Wire (120V)	DSX10-10	Z
Fluorescent Dimmer for Mark 10® Powerline ballasts, no LED locator	1200VA-277VAC	DSX12-70	Z
Fluorescent dimmer for Hi-Lume® or Eco-10® type ballasts, no LED locator	6A @ 277VAC	DSH06-70	Z
Fluorescent dimmer for Hi-Lume® or Eco-10® type ballasts, no LED locator	8A @120VAC	DSH08-10	Z

Mark 7® and Mark 10® Powerline are registered trademarks of Advance Transformer Co. Eco-10®, Tu-Wire® and Hi-Lume® are registered trademarks of Lutron Electronics Co., Inc.

Continued on next page



DSL06



DSM10

Continued from previous page

Fan Speed Control			
Description	Rating	Cat. No.	Color
Quiet Fan Speed Control	1.5A	DSF01-10	Z



DSF01-W

## Color Change Kits for Decora® Slide Controls

Color Change Kits		
Description	Cat. No.	Color
Snap-on frame with slide bar and rocker, locator light in frame	DSKIT-00	W, I, T, G, E, B
Snap-on frame with slide bar and rocker, no locator light	DSKIT-0N	W, I, T, G, E, B

## Maximum Load for Multi-Gang Applications

In multi-gang applications, derating is required in accordance with the following chart. Many controls have side sections and fin removal is required (consult instruction sheets for further details).

Maximum Load			
Cat. No.	Single	2-Gang	3-Gang or more
DSL06	600W Incandescent 300W (2.5A) LED/CFL	500W Incandescent 300W (2.5A) LED/CFL	500W Incandescent 300W (2.5A) LED/CFL
DSM10	1000W Incandescent 1000VA MLV 450W (3.75A) LED/CFL	800W Incandescent 800VA MLV 450W (3.75A) LED/CFL	700W Incandescent 700VA MLV 450W (3.75A) LED/CFL
DSF01	1.5A	1.5A	1.5A
DSE06	480W (4A)	480W (4A)	480W (4A)
DS710	1200VA @120VAC 1500VA @ 277VAC	1200VA @120VAC 1500VA @ 277VAC	1200VA @120VAC 1500VA @ 277VAC
DSX10	800W	800W	800W
DSX12	960W	960W	960W
DSH08-1	8A	8A	8A
DSH06-7	6A	6A	6A

**Note:** Sharing a neutral wire may cause flickering. Connect all dimmers to the same phase or run a separate neutral to each phase. Consult Leviton Techline if problems persist.

## Color

To order colors, add suffix to basic Cat. No. Products with suffix (-Z) include White, Ivory and Light Almond. Color Change kits available in the following colors: White (-W), Ivory (-I), Light Almond (-T), Gray (-G), Black (-E) and Brown (-B).

## SPOTLIGHT

### LED Compatibility Selector Tool

When purchasing a new LED bulb or dimmer you should first ensure they're compatible in order to achieve the best performance. Our tool can help you find the right combination. For more information visit [Leviton.com/LED](http://Leviton.com/LED).



## Decora Digital™ Controls with Bluetooth® Technology

The next generation in lighting controls is here; combining the best features of a digital dimmer, a 24-hour programmable timer and a countdown timer in one. Without the need of a hub, gateway or internet connection, bridging the gap between traditional dimmers and whole-house automation systems. Control, adjust and time lighting from your Smartphone or tablet for daily activities or program an event to give the home a “lived-in” look while away. Decora Digital™ Devices are ideal for living rooms, bedrooms, kitchens, dining rooms, home offices, outdoors or anywhere full control of lighting is desired.

### Features and Benefits

- Control manually or using free iOS or Android Decora Digital™ Dimmer & Timer app
- Bluetooth compatibility provides local control within a 30 foot\* range
- No hub, internet or gateway required
- Each device can be named for easy identification
- App is used for all programming of dimmer and timer functions
- Flexibility to program timed events weekdays, weekends or any combination of days at set or random times
- Astronomical clock, automatically set through connection with smart device, adjusts to local sunrise/sunset times
- Automatic daylight saving time adjustment
- Countdown (sleep) timer can be set for up to 12 hours
- DDE06, DD710, DDS15, DDMX1 and DDF01 include a built-in battery that keeps time during temporary power outages
- LED locator light can be turned ON/OFF via app
- Six product options in each box with 3 changeable faceplates and single pole or multi-location control
- Compatible with Decora® and Decora Plus™ screwless wallplates
- Meets all applicable UL, CSA and FCC requirements
- Limited 5-year warranty

### Dimmers

- Offers both dimming and timer functions for the associated load
- Digital circuitry provides programmable fade on/off and full range dimming
- Preset light level option automatically turns lights on to set level each use
- Ability to set maximum light level for energy savings
- Use the app to modify the minimum light level in order to maximize the dimming range if flickering occurs at lower dimming levels
- Dim/Bright bar and locator light can be turned on or off
- Matching remote available for 3-way or multi-location applications; tracks LEDs from dimmer
- Basic dimmer only model available (no timer or Bluetooth® functionality)

### 0-10V LED/Mark 7® Fluorescent Dimmer

- Designed for use with LED and Fluorescent ballasts and fixtures using 0-10V power supplies
- Dual voltage 120V/277V, 50ma maximum sinking current
- No power pack required for switching

### Quiet Fan Speed Control

- Quiet 1.5A fan speed control is ideal for libraries, study rooms or any area where ceiling fan noise could become distracting
- Combines a Decora® rocker switch with a 4-speed slide bar for the selection of low, medium, high or max fan speeds

\*30 foot Bluetooth range: Range may vary depending on specific conditions of installation, configuration of walls, obstacles and other factors.

### SPOTLIGHT

#### Control with Bluetooth® Technology

Users simply pair the device with the Leviton Decora Digital™ Dimmer & Timer App and use on-screen menu options to control lights with Apple or Android smartphones or tablets within a 30-foot range.

For more information visit [leviton.com/decoradigital](http://leviton.com/decoradigital).



Download App



Decora Digital  
Dimmer & Timer



Decora Digital™ Controls — Single Pole, 3-Way/Multi-Location

**Dimmers and Switch with 24-hour Programmable and Countdown Timers**

Description	Rating	Cat. No.	Color
LED, CFL, Incandescent Dimmer with Bluetooth® Technology. LED locator and brightness display; ground required	300W LED/CFL 600W Incandescent	DDL06-BL	Z
LED, CFL, Incandescent, MLV Mark 10® or Tu-Wire® Dimmer with Bluetooth® Technology. LED locator and brightness display; neutral required	450W LED/CFL 1000W Incandescent 1000VA Magnetic Low Voltage 1000VA Mark 10® Powerline or Tu-Wire®	DDMX1-BL	
Electronic Low Voltage, LED, CFL, Incandescent Dimmer with Bluetooth® Technology. LED locator and brightness display; neutral required	600W ELV 300W LED/CFL 600W Incandescent	DDE06-BL	
0-10V LED/Mark 7® Fluorescent ballast dimmer with Bluetooth® Technology. LED locator and brightness display; neutral required	8A (120V) 5A (277V) FL 10A (120V/277V) LED 50mA sinking current	DD710-BD	
Dual Voltage Switch with Bluetooth® Technology. 24-hour programmable and countdown timer, LED locator; neutral required	600W LED/CFL 1800W Incandescent 15A Fluorescent (120V) 6A Florescent (277V) 15A Resistive 1/2 HP Motor	DDS15-BD	

**Fan Speed Control with 24-hour Programmable and Countdown Timer**

Description	Rating	Cat. No.	Color
Quiet Fan Speed Control with Bluetooth Technology. LED locator and 4-Speed display; neutral required	1.5A	DDF01-BL	Z

**Remotes**

Description	Rating	Cat. No.	Color
Matching Dimmer Remote for use with Decora Digital™ and Decora Smart™ Dimmers for 3-way or up to 4 additional locations, dual voltage with LED locator and brightness display; neutral required	120/277VAC, 60Hz	DD00R-DL	Z
Matching Switch Remote for use with Decora Digital™ and Decora Smart™ Switches for 3-way or up to 4 additional locations, dual voltage with LED locator; neutral required	120/277VAC, 60Hz	DD0SR-DL	
Coordinating Switch Remote for use with Decora Digital™ and Decora Smart™ Switches for 3-way or up to 9 additional klocations; neutral or load side required for use with 120VAC applications only	120VAC, 60Hz	DD0SR-01	

**Decora Digital™ Dimmer — No timer or Bluetooth functionality**

Description	Rating	Cat. No.	Color
LED, CFL, Incandescent Dimmer, LED locator and brightness display; ground required	300W LED/CFL 600W Incandescent	DDL06-1L	Z

**Color Change Kits for Decora Digital™ Controls**

Description	Cat. No.	Color
Snap-on frame for dimmer	DDKIT-00	W, I, T,
Snap-on frame for switch	DDKIT-0S	G, E, B



DDMX1



DDS15

Continued on next page



Continued from previous page

## Maximum Load for Multi-Gang Applications

In multi-gang applications, derating is required in accordance with the following charts. Many controls have side sections and fin removal is required (consult instruction sheets for further details).

Maximum Load for Multi-Gang Applications			
Cat. No.	Single	2-Gang	3-Gang or more
DDL06	300W LED/CFL 600W Incandescent	300W LED/CFL 500W Incandescent	300W LED/CFL 500W Incandescent
DDMX1	450W LED/CFL 1000W Incandescent 1000VA MLV 1000VA Mark 10®	450W LED/CFL 800W Incandescent 800VA MLV 1000VA Mark 10®	450W LED/CFL 700W Incandescent 700VA MLV 1000VA Mark 10®
DDE06	600W ELV 300W LED/CFL 600W Incandescent	500W ELV 300W LED/CFL 500W Incandescent	400W ELV 300W LED/CFL 400W Incandescent
DD710	10A LED (120/277VAC) 8A (120V) 950VA 5A (277V) 1350VA 50mA sinking current	10A LED (120/277VAC) 8A (120V) 950VA 5A (277V) 1350VA 50mA sinking current	10A LED (120/277VAC) 8A (120V) 950VA 5A (277V) 1350VA 50mA sinking current
DDF01	1.5A	1.5A	1.5A

**Note:** Sharing a neutral wire may cause flickering. Connect all dimmers to the same phase or run a separate neutral to each phase. Consult Leviton Techline if problems persist.

### Caution on Retrofits

When retrofitting Mark 10® Powerline dimming ballasts into fixtures that originally had Instant Start ballasts, the sockets MUST be replaced with Rapid Start sockets to allow proper dimmer operation and to prevent damage to the dimming ballast. Refer to the instructions provided with the ballast and the Leviton dimmer.

### Color

To order colors, add suffix to basic Cat. No. Products with suffix (-Z) include White, Ivory and Light Almond. Color change kits available in the following colors: White (-W), Ivory (-I), Light Almond (-T), Gray (-G), Black (-E) and Brown (-B).

## Specialty Controls

Leviton supports every need with a wide range of specialty controls, including four step, lamp cord and table top dimmers. They are robust and easy to install, with features any homeowner will appreciate.

### Features and Benefits

#### Lamp Cord and Dimmer Sockets

- Compact dimmer socket is interchangeable with standard lamp holder for dimmer conversion (eliminates need for expensive 3-way bulbs)
- Full-Range Feed-Through Lamp Cord Dimmer provides full-range dimming with positive ON/OFF action
- Backed by a limited 5-year warranty

### Specialty Devices

Description	Cat. No.	Rating	Color
HI-LO Feed-Through Lamp Cord Dimmer	1420	200W 120VAC	W*
Tabletop Dimmer for plug-in lamps LED/CFL/Incandescent	TBL03	300W Incandescent 150W LED/CFL	W, E
Full-Range Feed-Through Lamp Cord Dimmer (Not UL listed or CSA certified)	6250	200W 120VAC	I*
Full-Range Compact Dimmer Socket (1/8 I.P.S. thread and set screw)	6151	150W 120VAC	Brass

\*Basic Cat. No. denotes Brown



TBL03

## Timer Switches

### Decora® Preset Timer Switches

Leviton Timers add contemporary styling to any home. Built to the highest performance standards, Decora® Preset Timers save energy and provide a long lasting and reliable service life. Four preset buttons plus an OFF button permit timed control of lights and appliances. Decora® Timers are ideal for heat lamps, foyers, outdoor lights, hot tubs, spas, saunas, attic and exhaust fans.

#### Features and Benefits

- Four easy-to-use preset timeout buttons and OFF
- Simple press-and-hold override
- Flexibility to adjust timeout options to other timer intervals (on select models)
- LED/CFL compatible with LTB series
- Green LEDs function as a status indicator
- Single pole and 3-way with Vizia +® Switch Remote — VPOSR
- Backed by a limited 5-year warranty

### Electronic Timer Switches

#### Commercial Grade

Description	Cat. No.	Color
Four preset buttons and OFF, Single pole & 3-way with Vizia +® Switch Remote, neutral required, 1800W Incandescent, 600W LED/CFL, 20A inductive, 1 HP @ 120VAC. Compatible with electronic ballasts		
2-5-10-15 minutes	LTB15-1L	Z
5-10-15-30 minutes	LTB30-1L	Z
10-20-30-60 minutes	LTB60-1L	Z
2-4-8-12 hours	LTB12-1L	Z
1/4 - 1/2, 1, 2 hours	LTB02-1L	Z
5-Button Timer Color Change Kit	LTBKT	W, I, T, E, B



LTB30-1L

#### Residential Grade

Description	Cat. No.	Color
Four preset buttons and OFF, Single pole, 600W incandescent, 120VAC		
5-10-15-30 minutes	LTT30-1L	W, I, T
10-20-30-60 minutes	LTT60-1L	W, I, T



LTBKT

#### Color

To order colors, add suffix to basic Cat. No. Products with suffix Z include White, Ivory and Light Almond. Color Change Kits available in the following colors: White (-W), Ivory (-I), Light Almond (-T), Black (-E) and Brown (-B).



LTT60-1L

## Decora® Programmable Digital Timer Switches

Leviton Programmable Timer Switches are an easy upgrade to help reduce energy costs, improve security and add convenience. Leviton programmable timers can be used to time lighting for daily activities or program an event to give the home a “lived-in” look while away. They are perfect for controlling indoor and outdoor lighting, pool filters, fans and a host of other devices in and around the home. The Decora® Digital Switch with Bluetooth® Technology combines a standard wall switch with a programmable and countdown (sleep) timer into one device that can be controlled using the Leviton Decora® Digital Dimmer and Timer App without the need of a hub, gateway or internet connection.

### Features and Benefits

#### Decora Digital™ Timer Switch with Bluetooth® Technology — DDS15



- The free mobile app makes it quick and easy to program timer functions and control lights
- Point-to-point local control within a 30 foot\* range without the need for a hub, gateway or internet connection
- Flexibility to program weekdays, weekends, all days or any combination of days
- Astronomical clock automatically adjusts to local sunrise/sunset times
- Automatic daylight saving time adjustment
- Countdown (sleep) timer can be set for up to 12 hours
- Rechargeable battery keeps time during temporary power outages
- LED locator light can be turned on or off via app
- Matching and Coordinating remotes available for 3-way/multi-location applications
- Neutral wire required
- Limited 5-year warranty

#### 24-Hour Programmable Timer — VPT24

- Flexibility to program weekdays, weekends, all days or any combination of days
- Astronomical clock automatically adjusts to local sunrise/sunset times
- Automatic daylight savings time option
- To-the-minute accuracy
- Timer settings at-a-glance with easy to read backlit display
- Simple one-touch temporary and permanent override (-1P model only)
- LED/CFL compatible
- Single pole and 3-way (with VPOSR switch remote)
- Compatible with other Decora® devices
- VPT24-16Z can be used to comply with 2019 California Title 24, Part 6, Residential Outdoor Control Device Requirements
- Limited 5-year warranty

\*30 foot Bluetooth® range: Range may vary depending on specific conditions of installation, configuration of walls, obstacles and other factors

### Timer Switches

Description	Rating	Cat. No.	Color
Decora Digital™ Dual Voltage Switch with 24-hour programmable and countdown timer; neutral required	600W LED/CFL 1800W Incandescent 15A Fluorescent (120V) 6A Florescent (277V) 15A Resistive, 1/2 HP Motor	DDS15-BD	Z
Matching Switch Remote for use with the Decora Digital™ Switch for 3-way or up to 5 locations, dual voltage with LED Locator; neutral required	120/277VAC, 60Hz	DD0SR-DL	
Coordinating Switch Remote for use with Decora Digital™ Switch for 3-way or up to 9 locations; neutral or load side required for use with 120VAC applications only	120VAC, 60Hz	DD0SR-01	
Decora Digital™ Switch Color Change Kit	N/A	DDKIT-OS	W, I, T, G, E, B
24-Hour Programmable Timer Switch; Astronomical Clock, neutral required	1800W Incandescent, 600W LED/CFL 15A Resistive/Inductive	VPT24-1P	Z
24-Hour Programmable Timer Switch with Astronomical Clock and 6-Hour Override. Can be used to comply with the 2019 California Title 24, Part 6, Residential Outdoor Control Device Requirements	1 HP @120VAC 60Hz	VPT24-16	
24-Hour Timer Color Change Kit		VPTKT	T, G, E

### Color

To order colors, add suffix to basic Cat. No. Products with suffix Z include White, Ivory and Light Almond. Color Change Kits available in the following colors: White (-W), Ivory (-I), Light Almond (-T), Black (-E) and Brown (-B).



DDS15



VPT24-16Z

### Commercial Programmable Indoor Digital Timer

The TS300 provides energy saving control of indoor incandescent and fluorescent lighting as well as motor loads such as fans and circulating pumps. The TS300 uses timed override features to allow lights and HVAC to remain ON for a specified amount of time to accommodate after-hours crews. The aesthetically pleasing timer is easy to install and can replace any wall switch.

#### Features and Benefits

- Wallplate locks access to dip switches for tamper resistance
- Backlit LED
- Optional audible blink warning
- No minimum load requirement
- Adjustable time delay and sensitivity
- Dual 120/277 VAC operation
- UL and cUL listed

#### Programmable Digital Timer

Description	Rating	Cat. No.	Color
Programmable Digital Indoor Timer, wallplate included	120VAC — 15A Resistive, 10A Ballast, 1200W LED lamp driver, 8A Tungsten, 1/4 HP Motor, 360VA Pilot duty 277VAC — 15A Resistive, 10A Ballast	TS300-0D	White



TS300



#### Related Products

Use Leviton Power Extenders to extend the load capacity of box mounted dimmers. Leviton Power Extenders are available for incandescent, magnetic low voltage, electronic low voltage, Mark 10® Powerline fluorescent dimming ballasts or equivalents and 0-10VDC dimmable fluorescent ballasts such as Mark 7® 0-10V, OSRAM Sylvania Quicktronic® Helios™ or equivalent ballasts. **See page K-42 for more information.**

## Decora® Wall Switch Occupancy, Vacancy and Humidity Sensors

The residential offering is a selection of sensors. These sensors combine state-of-the-art technology with a sleek look to provide optimal management of lighting and motor loads and a choice of either Manual-ON (Vacancy Sensor) or Automatic-ON (Occupancy Sensor) switching. The Humidity Sensor and Fan Control detects excess humidity and automatically activates the ventilation fan.

### Features and Benefits

- Available in Automatic-ON or Manual-ON models
- Provides 180° Field of View, 900 sq. ft. coverage
- Adjustable delayed OFF time can be set for 30 seconds, 5 minutes, 15 minutes or 30 minutes
- Adjustable ambient light sensor prevents Auto ON when there is ample natural sunlight
- No neutral required (except IPS15/IPV15 models)
- Vacancy models can be used to comply with 2019 California Title 24, Part 6, Vacancy Control Device Requirements
- Occupancy sensors can be adjusted so they function as vacancy sensors
- Screw terminals for easier installation
- Compatible with Decora Plus™ screwless wallplates and Decora® wallplates
- Packaged with three colors in one box: White, Ivory and Light Almond

### Dimming Sensor — IPSD6/IPVD6

- Single pole or 3-way when used with a 3-way switch
- For use with dimmable LED/CFL and incandescent loads

### Relay Sensor — IPS02/IPV02, IPS05/IPV05

- Single pole only
- For use with LED, CFL, incandescent, fluorescent and motor loads

### Relay Sensor — IPS06

- Single pole or 3-way when used with a 3-way switch
- For use with incandescent and LED loads

### Relay Sensor — IPS15/IPV15

- Single pole or 3-way when used with IPV0R sensor remote or with VPOSR switch remote
- For use with LED, CFL, incandescent, fluorescent ballast or motor loads, 1800W max load

### Sensor Remote — IPV0R

- For use in 3-way applications with the IPS15 or IPV15 sensor
- 180°, 900 sq. ft. coverage

### Decora® Residential Grade Wall Switch Infrared Occupancy and Vacancy Sensors

Description	Cat. No.	Color	Rating
Relay Vacancy Sensor, single pole, 180° Field of View, 900 sq. ft. coverage	IPV02-1L	W, T	150W LED/CFL, 1/6 HP Motor. 300W Incandescent/FL Ballast
Relay Occupancy Sensor, single pole, 180° Field of View, 900 sq. ft. coverage	IPS02-1L	W, I, T, G, B, E	
Relay Vacancy Sensor, single pole, 180° Field of View, 900 sq. ft. coverage	IPV05-1L	Z	150W LED/CFL, 1/6 HP Motor. 600W Incandescent/FL Ballast
Relay Occupancy Sensor, single pole, 180° Field of View, 900 sq. ft. coverage	IPS05-1L	Z	
Occupancy Sensor, single pole or 3-Way, 180° Field of View, 900 sq. ft. coverage	IPS06-1L	W	150W LED. 600W Incandescent/Halogen
Dimming Vacancy Sensor, single pole or 3-Way, 180° Field of View, 900 sq. ft. coverage	IPVD6-1L	Z	150W LED/CFL. 600W Incandescent
Dimming Occupancy Sensor, single pole or 3-Way, 180° Field of View, 900 sq. ft. coverage	IPSD6-1L	Z	
Relay Vacancy Sensor, single pole or 3-Way*, 180° Field of View, 900 sq. ft. coverage, neutral required	IPV15-1L	Z	600W LED/CFL. 1800W Incandescent. 1800VA Fluorescent Ballast, 1/2 HP
Relay Occupancy Sensor, single pole or 3-Way, 180° Field of View, 900 sq. ft. coverage, neutral required	IPS15-1L	Z	
Sensor Remote, 120VAC, Manual-ON, Auto-OFF for use with IPS15 or IPV15 Sensor	IPV0R-1L	Z	No Load Rating



IPV05-1L



IPSD6-1L

\*When used with VPOSR or IPV0R remotes.

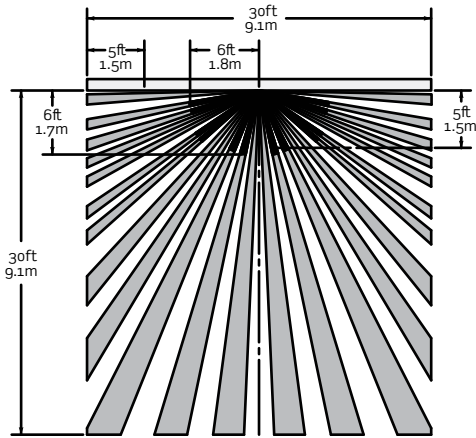
For more information visit [www.leviton.com/sensors](http://www.leviton.com/sensors)

Continued on next page

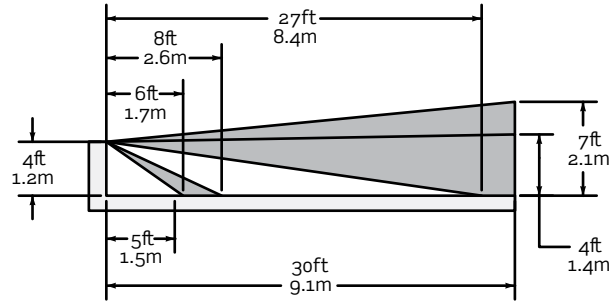
Continued from previous page

## Field of View for Decora® Residential Wall Switch Infrared Occupancy and Vacancy Sensors

Field-of-View (Horizontal)



Field-of-View (Side, Vertical)



## Decora® Residential Grade Wall Switch Humidity Sensor and Fan Control

### Features and Benefits

- Replaces a single pole switch for control of a ventilation fan or a fan/light combination
- Automatically detects rising humidity and activates a ventilation or exhaust fan in a bathroom
- Manual ON option to address immediate ventilation needs
- Neutral wire is required for operation
- Microprocessor control with digital sensing technology
- Can be used to comply with the requirements of 2016 California Title 24, Part 6, Indoor Air Quality and Mechanical Ventilation
- Can be used to comply with the requirements of 2016 CALGREEN, Part II, Indoor Air Quality and Exhaust
- Meets the requirements of ASHRAE 62.2
- Air Cycle mode for continuous operation with hourly pre-set time outs
- Green LED functions as a status indicator
- Compatible with Incandescent, LED, CFL and Fluorescent lighting loads
- Use with existing or new ventilation fans up to 1/6 HP, 3 Amp
- Compatible with Decora Plus™ screwless wallplates and Decora® wallplates

### Decora® Residential Grade Wall Switch Humidity Sensor and Fan Control

Description	Cat. No.	Color	Rating
Humidity Sensor & Fan Control	IPHSS-1L	W, I, T	150W LED/CFL 600W Incandescent 400VA MLV/Fluorescent 1/6 HP (3A) Fan



IPHSS-W

### Color Change Kits for Sensors

#### Color Change Kits

Description	Cat. No.	Color
Color Change Kits for Sensors, No Fan Icon	IPDKT-00	W, I, T, E, B

#### Color

To order colors, add suffix to catalog number as follows: Z includes White (-W), Ivory (-I) and Light Almond (-T). Color Change Kits available in the following colors: White (-W), Ivory (-I), Light Almond (-T), Gray (-G), Black (-E) and Brown (-B).



## Decora® Commercial Wall Switch Infrared Occupancy and Vacancy Sensors

### Features and Benefits

#### All ODS Wall Switch Sensors

- Leviton wall switch sensors are designed for operation in a variety of voltages, reducing the need for additional SKUs
- Photocell with ambient light override prevents these devices from switching lights ON when there is ample natural sunlight
- Push-button manual override is used to turn lights ON at any time, regardless of the override setting
- 180° field of view, 2100 sq. ft. of coverage
- One unit can be used for 120V or 277VAC 60Hz incandescent, low voltage and fluorescent lighting with either magnetic or electronic ballasts, and motor loads
- Exclusive dual PIR sensors
- Patented adjustable blinders
- Vandal-resistant Fresnel lens
- Fits in standard wallbox; gangable
- Elegant Decora® wallplate
- Vacancy sensors feature auto-OFF switching on vacancy after manual-ON switch and can be used to comply with ASHRAE 90.1 and 2019 Title 24, Part 6 occupancy sensing requirements and NYC L48
- Auto-ON/Auto-OFF only sensors prevents an occupant from being able to turn the lights OFF
- Lev-Lok® sensors combine the energy savings of wall switch sensors and time saving Lev-Lok® wiring technology
- Backed by a limited 5-year warranty

#### ODS15-ID PIR Occupancy Sensor

- For use in small offices, conference rooms, classrooms, stockrooms, lounges, restrooms, warehouses and commercial areas
- Exclusive automatic “Walk-Through” sensing increases energy savings by shutting lights within 2 1/2 minutes after momentary occupancy
- Delayed-OFF time interval (10, 20 and 30 minutes) compensates for real-time occupancy patterns, preventing unnecessary ON/OFF switching — with 30-second test mode

#### ODS10-ID PIR Occupancy Sensor

- For use in enclosed offices, storage rooms, copier rooms and closets
- Delayed-OFF time settings: 10, 20 and 30 minutes with 30-second test mode

#### All Night Light Wall Switch Sensors

- For use in conference rooms, classrooms, small offices, lounges, hotel/hospital/office restrooms
- 180° field of view, 1200 sq. ft. of coverage
- Night light with dim feature

#### OSSNL-ID PIR Occupancy Sensor

- Manual delayed-off time settings: 30 seconds test mode, 30 minutes, 1 hour, 2 hours

#### Dual-Relay PIR Occupancy Sensors

- Ideal for classrooms, multimedia and conference rooms, day care centers, office, and lounges
- Exclusive automatic “Walk-Through” sensing
- Provides automatic switching for 2 separate banks of fluorescent, incandescent, or low-voltage lighting from a single unit
- Delayed-OFF time interval (10, 20 and 30 minutes) compensates for real-time occupancy patterns, preventing unnecessary ON/OFF switching — with 30-second test mode
- ODS0D-TD provides Manual-ON/Auto-OFF operation and can be used to comply with 2019 Title 24, Part 6 occupancy sensing requirements
- Backed by a limited 5-year warranty



#### ODS06-ID PIR Occupancy Sensor

- For use in small offices, conference rooms and lounges
- Delayed -OFF time settings: 10, 20, and 30 minutes with 30 second test mode

*Continued on next page*

Continued from previous page

### Decora® Commercial Wall Switch Infrared Occupancy and Vacancy Sensors

Commercial Grade Decora® Wall Switch Infrared Occupancy and Vacancy Sensors*  				
Description	Cat. No.	Color	Rating	Coverage
Decora® Wall Switch PIR Occupancy Sensor	ODS06-ID	W, I	Incandescent: 600W @ 120V.	180°, 2100SF
Decora® Wall Switch PIR Occupancy Sensor	ODS06-IN	W, I	Fluorescent: 800VA @ 120V, 1500VA @ 277V. 50/60Hz. Motor: 1/4 HP @ 120V	
Decora® Wall Switch PIR Occupancy Sensor 347V Only Model	ODS10-I3	W	Incandescent: 3470W @ 347V. Fluorescent: 3470W @ 347V. 50/60/Hz. Motor: 1/4HP @ 347V	180°, 1200SF
Decora® Wall Switch PIR Occupancy Sensor	ODS10-ID	W, I, T, G, E, R	Incandescent: 800W @ 120V.	
Decora® Wall Switch PIR - Vacancy Model	ODS10-TD	W, I, T	Fluorescent: 1200VA @ 120V, 2700VA @ 277V.	
Decora® Wall Switch PIR - Auto-ON/Auto-OFF Only Model	ODS10-IQ	W, I, E	For 60Hz AC only. Motor: 1/4HP @ 120V	
Decora® Wall Switch PIR - Lev-Lok® Model	MDS10-I**	W, I, T, G, E		
Decora® Wall Switch PIR Occupancy Sensor with Self-Adaptive Technology	ODS15-ID	W, I, T, G, E	Incandescent: 1800W @ 120V. Fluorescent: 1800VA @ 120V, 4000VA @ 277V.	
Decora® Wall Switch PIR with Self-Adaptive Technology - Vacancy Model	ODS15-TD	W, I, T	50/60Hz. Motor: 1/4HP @ 120V	
Decora® Wall Switch PIR with Self-Adaptive Technology - Lev-Lok® Model	MDS15-ID**	W, I, T, G, E		
Decora® Dual-Relay Wall Switch PIR Occupancy Sensor with Self-Adaptive Technology. Default setting = Conference Room Mode*** Alternate setting = Classroom mode****	ODS0D-ID	W, I, T, G, E, R	Primary Relay — Fluorescent: 1200VA @ 120V, 2700VA @ 277V. Incandescent: 800W @ 120V. Secondary Relay — Fluorescent: 800VA @ 120V, 1200VA @ 277V. Incandescent: 800W @ 120V. 50/60Hz	180°, 1000SF
Decora Wall Switch PIR 0-10V Dimming Occupancy Sensor	OSD10-I0	W, I	Electronic Ballast/LED Driver: 800W @ 120V 1000W Magnetic Ballast 1/6HP Motor Electronic Ballast/LED Driver/Magnetic Ballast: 1800W @ 277V 1/6HP Motor	
Decora® Wall Switch PIR Occupancy Sensor with LED Night Light	OSSNL-ID	W, I, T, G, E	Incandescent: 800W @ 120V.	180°, 1200SF
Decora® Wall Switch PIR with LED Night Light, CA Title 24 - Vacancy Model	OSS10-IN	W, I, E	Fluorescent: 1200VA @ 120V, 2700VA @ 277V. Motor: 1/8 HP @ 120V	
Decora® Wall Switch PIR 24V Occupancy Sensor	OSS24-I0W	W	24VDC 10mA max for each output	180°, 2100SF
Protective Cage for Wall Switch Sensors	OSWWG-P0W	W	—	

\*Consult with factory for 208, 220, 230, and 240V models.

\*\*For Lev-Lok® wiring modules see ordering information below.

\*\*\*In Conference Room Mode, both primary and secondary relays respond to ambient light override.

\*\*\*\*In Classroom Mode, primary relay responds only to ambient light override



ODS06-INW/ODS06-IDW  
ODS10-IDW/ODS15-IDW



OSSNL-IDW, OSS10-INW



ODS0D-IDW



OSD10



OSS24

## Decora® Commercial Wall Switch Multi-Technology Occupancy and Vacancy Sensors

Convenient switch and occupancy sensor combo in sleek Decora® unit. Advanced passive infrared technology provides highly accurate monitoring in a variety of commercial applications. The OSSMD and OSSMT combines passive infrared and ultrasonic technologies to provide maximum sensitivity with immunity to false triggering.

### Features and Benefits

- Leviton Wall Switch Sensors are designed for operation in a variety of voltages, reducing the need for additional SKUs

#### OSSMT-MD, OSSMT-GD, OSSMD-MD, OSSMD-GD

- OSSMT ideal for private and Executive offices, conference rooms, storage areas, restrooms, classrooms, lounges, and training areas — or other areas where minor motion is likely to occur
- OSSMD ideal for bi-level offices, partitioned areas and restrooms — or other areas where minor motion is likely to occur
- Photocell with ambient light override prevents lights from turning on when there is ample natural light
- Manual override turns lights on at any time, regardless of override setting
- Exclusive automatic “walk-through” sensing increases energy savings by shutting lights within 2 1/2 minutes after momentary occupancy
- Manual delayed-off-time settings: (10, 20, and 30 minutes) compensates for real-time occupancy patterns, preventing unnecessary ON/OFF switching — with 30-second test mode
- Single-pole and 3-way wiring
- Adjustable integral blinders with 180° to 32° field-of-view
- Manual ON/Auto OFF operation for meets energy code requirements for CA Title 24 2013
- Backed by a limited 5-year warranty

### Commercial Grade Decora® Wall Switch Multi-Technology (PIR & US) Occupancy and Vacancy Sensors\*

Description	Cat. No.	Color	Rating	Coverage
Decora® Wall Switch Multi-Technology Occupancy Sensor with Self-adaptive technology	OSSMT-MD	W, I, T, G, E, R	Incandescent/Tungsten: 800W @ 120V LED Fluorescent: 1200VA @ 120V, 2700VA @ 277V Motor: 1/4HP @ 120V	180°, 2400SF
Decora® Wall Switch Multi-Technology with Self-Adaptive Technology — Vacancy Model	OSSMT-TM	W, I, T		
Decora® Wall Switch Multi-Technology with Self-Adaptive Technology — Auto-ON/Auto-OFF Only Model	OSSMT-MQ	W, I, E		

\*Consult with factory for 208, 220, 230, and 240V models

Continued on next page





OSSMT-MD / OSSMT-GD / OSSMD-GT / OSSMT-GQ / MSSMT-GD



OSSMD-MD / OSSMD-GD

Continued from previous page

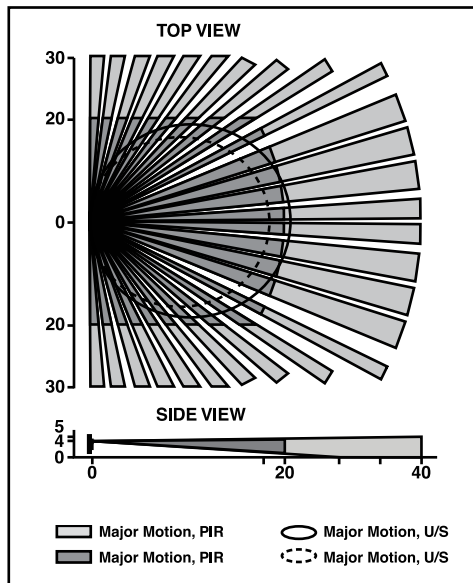
## Decora® Commercial Wall Switch Multi-Technology Occupancy and Vacancy Sensors

Commercial Grade Decora® Wall Switch Multi-Technology (PIR & US) Occupancy and Vacancy Sensors*  				
Description	Cat. No.	Color	Rating	Coverage
Decora® Wall Switch Multi-Technology with Self-Adaptive Technology — 347V Model	OSSMT-M3x	W, I	Incandescent/Tungsten: 800W @ 120V. LED Fluorescent: 1200VA @ 120V, 2700VA @ 277V Motor: 1/4HP @ 120V	180°, 2400SF,
Decora® Wall Switch Multi-Technology Occupancy Sensor. No neutral wire required for installation	OSSMT-GD	W, I, T, G, E, R	Incandescent/Tungsten: 800W @ 120V. LED Fluorescent: 1200VA @ 120V, 2700VA @ 277V. Motor: 1/4HP @ 120V	
Decora® Wall Switch Multi-Technology with no Neutral — Vacancy Model	OSSMT-GT	W, I, T		
Decora® Wall Switch Multi-Technology with no neutral — Auto-ON/Auto-OFF Only Model	OSSMT-GQ	W, I, E		
Decora® Wall Switch Multi-Technology with no neutral — Lev-Lok® Model	MSSMT-GD	W, I, T, G, E		
Decora® Dual-Relay Wall Switch Multi-Technology Occupancy Sensor	OSSMD-MD	W, I, T, G, E	Primary Relay — LED Fluorescent: 1200VA @ 120V, 2700VA @ 277V.	
Decora® Dual-Relay Wall Switch Multi-Technology Occupancy Sensor. No neutral wire required for installation	OSSMD-GD	W, I, T, G, E	Incandescent: 800W @ 120V. Secondary Relay — LED Fluorescent: 800VA @ 120V, 1200VA @ 277V; Incandescent: 800W @ 120V. Motor: 1/4HP @ 120V	
Protective Cage for Wall Switch Sensors	OSWWG-POW	W	—	—

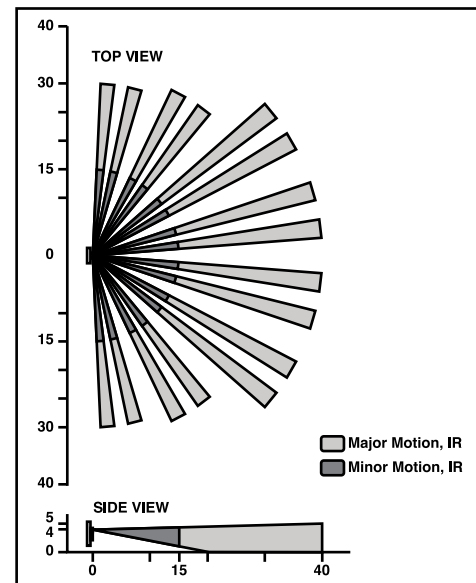
\*Consult with factory for 208, 220, 230, and 240V models

## Field of View for Commercial Grade Decora® Wall Switch Occupancy and Vacancy Sensors

OSSMD/OSSMT (in feet)



ODSXX-ID/OSSXX-ID/ODSOD (in feet)



## Architectural Lighting Controls

### Sapphire™ LCD Touch Screen

Sapphire™ LCD Touch Screen provides the flexibility of a fully customizable user interface with the convenience of native controls from Leviton's Commercial Systems products. Sapphire™ LCD Touch Screens are Leviton's premier touch screen offering occupancy/photocell sensing, full-range automatic dimming, color tuning and daylighting integration. Schedule holidays and daily lighting schedules from the touch screen.

#### Features and Benefits

- 7" capacitive touch screen
- Direct control of Leviton Hi-Fi over Ethernet
- Direct control of Leviton Switcher/Scaler over Ethernet
- User interface components
  - Tabs/pages
  - Buttons
  - Sliders
- Touch screen status updated from actual device status
- LumaCAN® connectivity
- Secure password protected administration
- Online/offline configuration and screen design through PC Tool
- Software and configuration updates through front panel USB memory stick
- Available faceplates: White, Light Almond and Black

#### LCD Applications

- Color tuning — 0-10V, DMX
- Conference room control
- Building supervisor control panel
- Classroom control
- Executive office control
- Ballroom control
- Anywhere touch-interface is desired

#### Button Details

- Button Operating Modes
  - Toggle
  - Press/release
  - Preset group
- Configurable caption
- All network commands supported

#### Scheduler Details

- 7 day scheduler
- (2) custom, user-defined holiday exception calendars for convenience, and can be used to comply with IECC, ASHRAE 90.1, and 2019 Title 24, Part 6 scheduling requirements
- Astronomical time clock and special event calendar
- Incorporate color tuning strategies for circadian rhythm simulation that can continuously run in the background without any scheduled events

#### AV Controls

- Set scenes for different usage scenarios with the press of a button
- Set audio zone levels
- Select video source
- Utilizes Bluetooth integration to stream music directly into a system via a smartphone or tablet, or from traditional CD players and MP3 docks

#### Slider Details

- Configurable caption
- Supports only set channel/group level commands

#### Network Commands

- Administrative Functions
  - Network setup
  - Log file import/export
  - Configuration update
  - Snapshot record
  - Snapshot edit
- Set channel level
- Set group level
- Fade stop
- Room combine/separate
- Fade rate or fade time
- Raise/lower

Continued from previous page

Sapphire™ LCD Touch Screen	
Description	Cat. No.
7" Touch Screen, capacitive interface, no faceplate included	TS007-000
7" Touch Screen Color Change Kit, Black faceplate	TS007-COE
7" Touch Screen Color Change Kit, Light Almond faceplate	TS007-COT
7" Touch Screen Color Change Kit, White faceplate	TS007-COW
7" Touch Screen Locking Cover, Black	TS007-LCE
4 Gang box	BBG04-000
4 Gang raised device ring for use with BBG04-000	WPG04-DRO
+24VDC, 1A, 30W 100-277VAC input DIN Rail Power Supply. UL, CUL & CE. Terminals on input and output	PST24-I10



Sapphire™ with Black Faceplate



Sapphire™ user interface — Administration



Sapphire™ user interface — Conference Room



Sapphire™ user interface — Gym

## Switcher/Scaler

The Leviton Switcher/Scaler (SS0AV) is a high-performance scaler with 9 video input interfaces to switch or scale to HDMI/HDBaseT outputs. Use with the Sapphire™ Touch Screen for integrated control of lighting and AV systems.

### Features and Benefits

- (9) video inputs: x (1) Analog, (1) Component, (2)VGA, (3) HDMI, (1) DisplayPort, (1) HDBaseT
- (1) video output on HDMI or an HDBaseT port
- (9) analog audio inputs: unbalanced stereo audio, 20Hz-20KHz
- (1) balanced stereo line out or stereo speaker output with 2x20W@4Ω or 2x10W@8Ω, or HDMI audio out
- 8-level volume control per audio input, 100-level volume control for audio output
- Maximum input/output resolution up to WUXGA (1920 x 1200)
- Seamless audio and video switching — no black screen or fragments
- HDMI 1.3a, HDCP1.3, DisplayPort 1.1
- Audio can be mixed or separated from HDMI input and HDMI output
- EDID management for rapid integration of sources and displays
- Control method: front panel, RS-232, Ethernet, Sapphire Touch Screen
- Web interface for configuration

### Switcher/Scaler

Description	Cat. No.
Switcher/Scaler (9) video inputs, (1) video output, HD15, HDBaseT; (1) HDMI and HDMT Output	SS0AV-091



Switcher Scaler Front



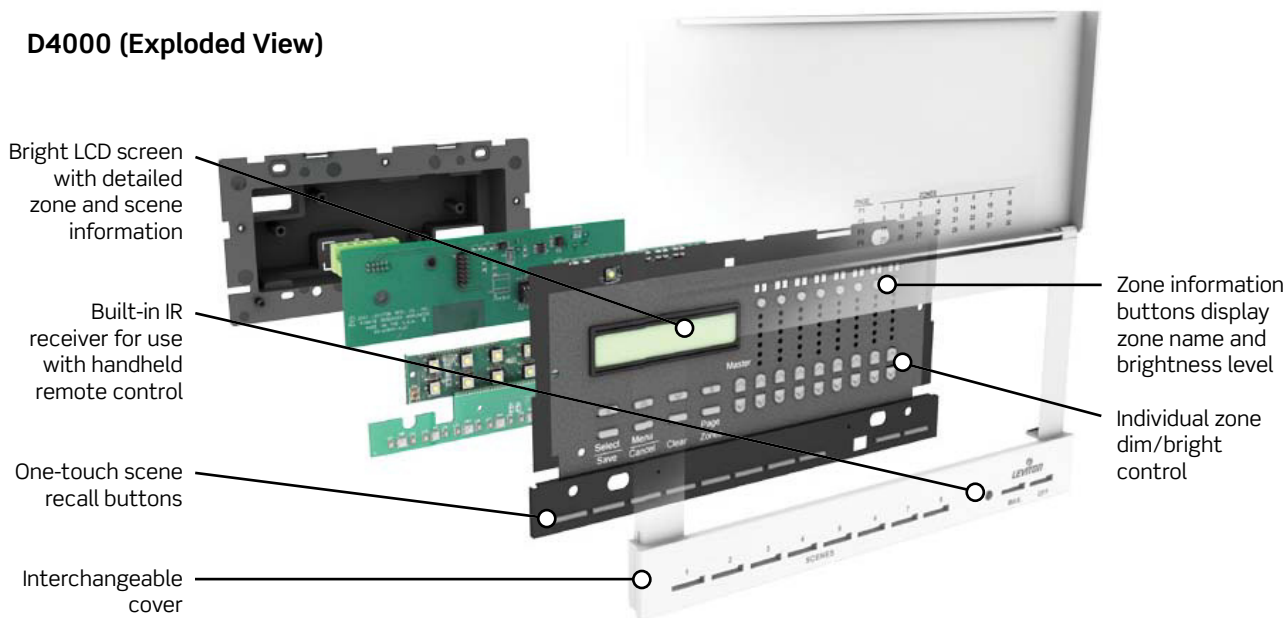
Switcher Scaler Back



## Dimensions® D4000

The Dimensions® D4000 system combines ease of operation, configuration and installation, with a wide range of entry stations and accessories to provide a powerful and flexible lighting control solution. This offering includes scalable products for every need: from stand alone systems through complete network environments. The D4000 system is sophistication made simple, without the guesswork.

### D4000 (Exploded View)



### Features and Benefits

- Up to (32) zones/channels of control
- Up to (6) internal network dimmers
- 120V
  - Max 1,000W per dimmer
  - Max 1,920W per unit (continuous)
  - Max 1,200W per side
- 230V
  - Max 800W per dimmer
  - Max 2,420W per unit (continuous)
  - Max 1,200W per side
- Load Types: Incandescent, Advance Mark 10®, Lutron Tu-Wire®, magnetic low voltage and LED load with drivers suitable for forward-phase control\*
- (16 + 2) scene memory
- Fade times for each scene
- Room partition control
- Remote dimmer configuration
- Lockout
- Sequencer
- Complete multi-event scheduler
- Integrated astronomical time clock
- Individual raise/lower buttons for each zone
- Master raise/lower buttons for changing all zone light levels at the same time
- LED light-level indicators
- Built-in IR receiver
- Mounts in 4-gang gangbox with 4-gang device cover

\*Mark 10® is a registered trademark of Advance Transformer Company.  
Lutron Tu-Wire® is a registered trademark of Lutron Electronics, Inc.

### SPOTLIGHT

#### Leviton ASHRAE Standard 90.1 Solutions Guide

Take advantage of Leviton's ASHRAE Standard 90.1 Solutions Guide on your laptop or mobile device. This comprehensive online guide is searchable by recommended Leviton solution, code article or application. To register or download the ASHRAE mobile app, go to [ashrae.leviton.com](http://ashrae.leviton.com).



## Dimensions® D4000

Network Controllers w/Dimmers		
Description	Rating	Cat. No.
<ul style="list-style-type: none"> <li>• Full network and device compatibility</li> <li>• (32) control channels</li> <li>• Used to control other dimmers or relays on the Luma-Net® network</li> <li>• (6) internal dimmers                             <ul style="list-style-type: none"> <li>— Dimmers assignable to any network channel dimmer controllable by local controller and any network control device</li> </ul> </li> <li>• All units 50/60Hz</li> </ul>	120V, 6 channels/dimmers	D4206-1LW
	230V, 6 channels/dimmers	D4206-2LW
Network Controller		
Description	Rating	Cat. No.
<ul style="list-style-type: none"> <li>• Full network compatibility</li> <li>• (32) control channels</li> <li>• Used to control other dimmers or relays on the Luma-Net® network</li> </ul>	Network controller	D4200-00W
Remote Dimmers		
Description	Rating	Cat. No.
<ul style="list-style-type: none"> <li>• Full network compatibility</li> <li>• Controllable by any network controller</li> <li>• Start channel &amp; network ID (address) set from front panel</li> <li>• Full configuration from any connected D4200 or D4206</li> <li>• (6) Internal dimmers                             <ul style="list-style-type: none"> <li>— Dimmers assignable to any network channel dimmer controllable by local controller and any network control device</li> </ul> </li> <li>• All units 50/60Hz</li> </ul>	120V, 6 channels/dimmers	D4006-1LW
	230V, 6 channels/dimmers	D4006-2LW

Note: 230V product not UL listed



D4206



Shown with white cover



D4006

### SPOTLIGHT

#### Leviton California Title 24 Online Design Guide

Take advantage of Leviton's California Title 24 Design Guide on your laptop or mobile device. This comprehensive online guide is searchable by recommended Leviton solution, code article or application. To register or download the Leviton California Title 24 mobile app, go to [title24.leviton.com](http://title24.leviton.com).



## Dimensions® D4000 Remote Stations

The Dimensions® D4000 line includes remote entrance and command stations that extend many of the functions of a D4000 unit to remote locations. Several remote stations can be combined in one location to provide the exact control functions required. Rooms with multiple entrances may use different remote stations at each entry, providing control of the functions that are best suited to that location. Remote location control can be as complex or as simple as needed, depending on the remote stations selected.

Entrance Stations		
Description	Function	Cat. No.
<ul style="list-style-type: none"> <li>• Connect to controller via Luma-Net® network</li> <li>• Used to remotely control scenes and zones on a master station</li> <li>• Available in 11 configurations - most have built-in IR receiver for use with handheld remote control</li> <li>• Backlighting and tactile clicking indicate scene selection</li> <li>• Wired via Luma-Net® to D4200 Controller</li> <li>• Mount in single-gang deep switchbox</li> <li>• Accepts Decora® wallplates or Decora Plus™ screwless wallplates</li> </ul>	Scene 1, OFF	D42P1-00W
	Master Raise, Master Lower	D42RL-00W
	MAX, OFF	D42MO-00W
	MAX, Scene 1, OFF	D42P1-M0W
	MAX, Master Raise, Master Lower, OFF	D42MO-RLW
	Scene 1-4, OFF	D42P4-00W
	MAX, Master Raise, Scene 1, Master Lower, OFF	D42P1-RLW
	Scene 1-4, MAX, Master Raise, Master Lower, OFF	D42P4-RLW
	Scene 9-16	D42P9-16W
	Scene 1-8, MAX, OFF	D42P8-00W
	Scene 9-16, Master Raise, Master Lower	D43P9-RLW



Entrance Stations

Command Stations		
Description	Function	Cat. No.
<ul style="list-style-type: none"> <li>• Connect to controller via Luma-Net® network</li> <li>• Used to execute commands on a master station</li> <li>• Available in 4 configurations - most have built-in IR receiver for use with handheld remote control</li> <li>• Backlighting and tactile clicking indicate scene selection</li> <li>• Wired via Luma-Net® to D4200 Controller</li> <li>• Mount in single-gang deep switchbox</li> <li>• Accepts Decora® wallplates or Decora Plus™ screwless wallplates</li> </ul>	Sequencer/ON-OFF — starts or stops the sequence	D42SQ-00W
	Event Timer/ON-OFF — starts or stops the event	D42ET-00W
	Link — joins or separates the controls on 2 adjacent rooms that have a movable partition between them	D42LI-NKW
	Lock Station — locks or unlocks a control station at a remote location	D42LO-CKW




Remote Stations

## Dimensions® D4000 Room Combine Stations

Room Combine stations coordinate lighting in up to four rooms with up to four movable walls. Five different models address common room configurations, and each feature an easy-to-understand graphic of the room layout. Each button is clearly labeled with its room combination function, and illuminates when the rooms are combined. Pressing the button again returns the rooms to independent operation and the button is no longer illuminated, confirming that the spaces are no longer joined.

Room Combine Stations		
Description	Function	Cat. No.
<ul style="list-style-type: none"> <li>• Connect to controller via Luma-Net® network</li> <li>• Requires (1) Master station in each room, addressed 10 for room 1, 20 for room 2, etc.</li> <li>• Other room combine options available, contact your local Leviton sales agent for more information</li> <li>• Accommodates room partitions by combining and separating lighting controls</li> <li>• Wired via Luma-Net® to D4200 Controller</li> <li>• Minimal programming required</li> <li>• Comes with snap-on Monet-style wallplate with silk-screened room configuration</li> <li>• Customizable</li> <li>• Only 1-gang device backbox required</li> </ul>	Combines 2 rooms with 1 movable wall	D42CS-01W
	Combines 3 rooms with 2 movable walls	D42CS-02W
	Combines 3 rooms with 3 movable walls	D42CS-3AW
	Combines 4 rooms with 3 movable walls	D42CS-03W
	Combines 4 rooms with 4 movable walls	D42CS-04W



Room Combine Stations

### SPOTLIGHT

NAFTA Compliant, Made in the USA

Leviton is the smart choice for GFCIs, Lighting Controls, Occupancy/Vacancy Sensors, Relay Control Panels, Submeters and Entertainment Lighting products that meet NAFTA (North American Free Trade Agreement) or ARRA (American Recovery and Reinvestment Act) requirements. For an up-to-date, comprehensive listing of Leviton's NAFTA or ARRA compliant products go to [www.leviton.com/usa](http://www.leviton.com/usa).

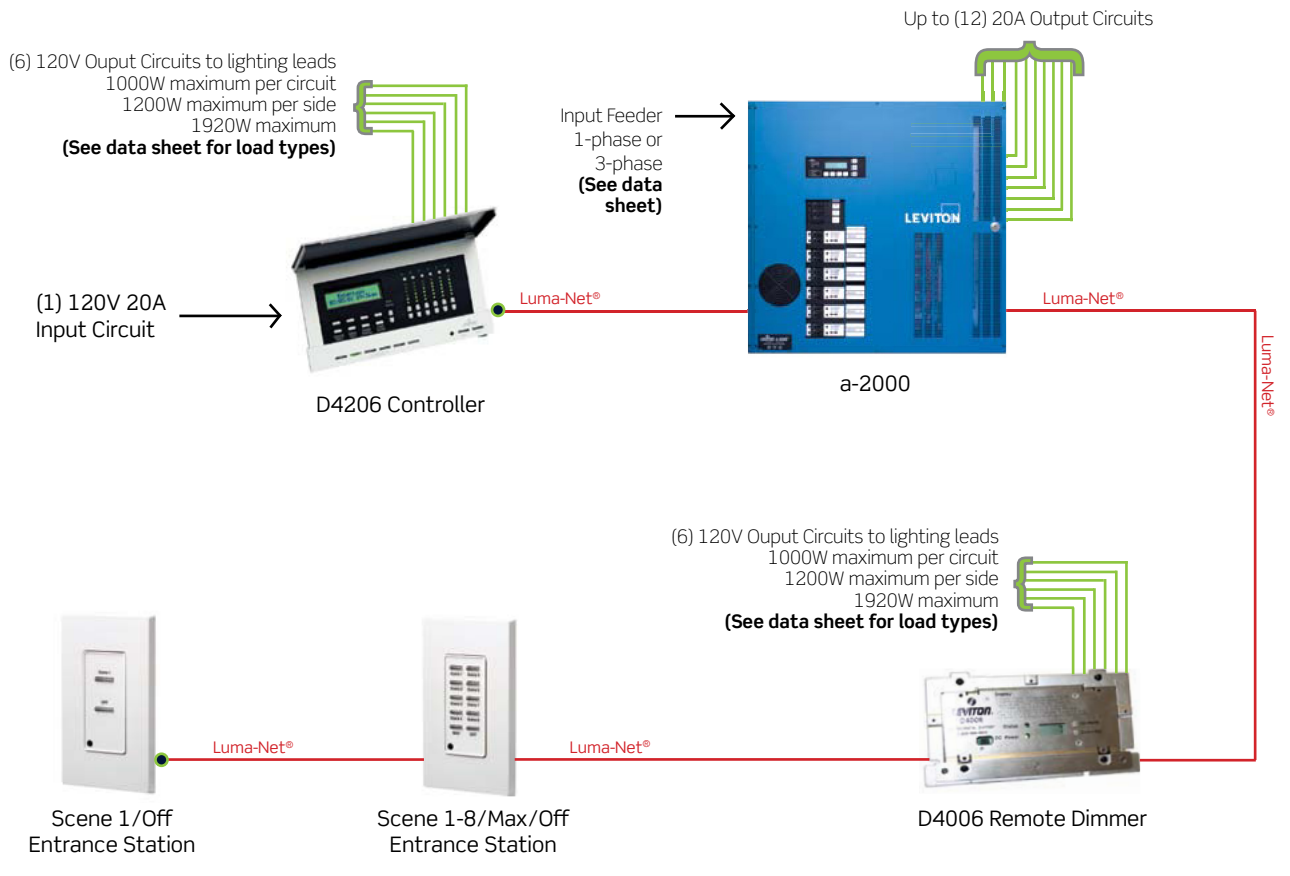


## Dimensions® D4000 Product Compatibility Chart — Products Being Controlled

	D4200 Entrance Stations	D4200 Room Partition Stations	iSeries e a-2000® MDS	NPC	D4104/ D4106	D4200	D4206	D4006	Closure Input/ Output
<b>Controllers</b>									
D4104/ D4106	Yes	Yes	—	—	—	—	—	—	Yes
D4200	Yes	Yes	Yes	Yes	—	—	Yes	Yes	Yes
D4206	Yes	Yes	Yes	Yes	—	—	Yes	Yes	Yes
D8000	—	—	Yes	Yes	—	—	Yes	Yes	Yes
Sapphire™	—	—	Yes	*	*	—	*	*	—

\*Luma-Net® to LumaCAN® Gateway Required

### D4206 Typical System



## Dimensions® D4000 Total Lighting

The Dimensions® D4000 line puts total lighting control at your fingertips. This single panel can create and save lighting scenes, switch lights and scenes instantly or with gradual fades, and provide complete control of your lighting applications.

Standard Doors	
Description	Cat. No.
Cover: White Door & White Frame	D32CK-0WW
Cover: Ivory Door & Ivory Frame	D32CK-0II
Cover: Almond Door & Almond Frame	D32CK-0AA
Cover: Gray Door & Gray Frame	D32CK-0GG
Cover: Black Door & Black Frame	D32CK-0EE
Cover: Smoke Door & White Frame	D32CK-0SW
Cover: Smoke Door & Black Frame	D32CK-0SE
Cover: Light Almond Door & Light Almond Frame	D32CK-0AT



D4200-00W

Doors with LCD Readout Hole	
Description	Cat. No.
Cover: White Door & White Frame	D32CK-HWW
Cover: Ivory Door & Ivory Frame	D32CK-HII
Cover: Almond Door & Almond Frame	D32CK-HAA
Cover: Gray Door & Gray Frame	D32CK-HGG
Cover: Black Door & Black Frame	D32CK-HEE
Cover: Smoke Door & White Frame	D32CK-HSW
Cover: Smoke Door & Black Frame	D32CK-HSE
Cover: Light Almond Door & Light Almond Frame	D32CK-HAT



D4200-00W Side view

White Custom Labels	
Description	Cat. No.
White Custom Label Kit with 1-Button Switch	D42CL-01W
White Custom Label Kit with 2-Button Switch	D42CL-02W
White Custom Label Kit with 3-Button Switch	D42CL-03W
White Custom Label Kit with 4-Button Switch	D42CL-04W
White Custom Label Kit with 6-Button Switch	D42CL-06W
White Custom Label Kit with 8-Button Switch	D42CL-08W
White Custom Label Kit with 10-Button Switch	D42CL-10W

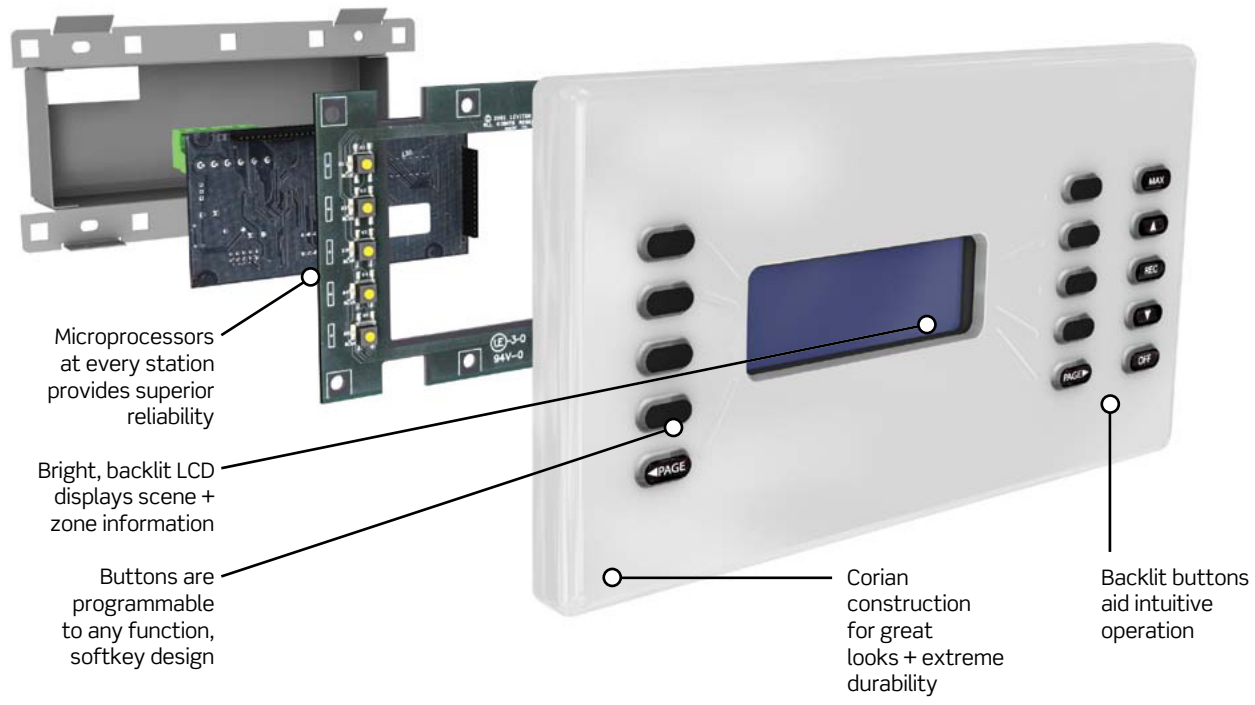
Accessories	
Description	Cat. No.
A/V Interface	D42AV-000
Infrared Remote Control, Scenes 1-4, Raise, Lower, MAX, OFF	D42IR-04L
Infrared Remote Control, Scenes 1-8, Raise, Lower, MAX, OFF	D42IR-08L
Infrared Remote Control, Scenes 1-16, Raise, Lower, MAX, OFF	D42IR-16L
4-Gang Box	BBG04-000
4-Gang Raised Device Wall Plate	WPG04-D00
500 ft. Spool of Belden 1502R or equivalent for Luma-Net® Wire Runs	WIRLN-500



## Dimensions® D8000

Dimensions® D8000 is an advanced line of lighting controls with distributed processing and network topology that brings the power, flexibility and reliability of networked computing to the lighting realm. A complete D8000 system may include LCD, push button and slider stations; theatrical lighting consoles; dimming racks; relay cabinets; photocells; and occupancy sensors. The D8000 can accommodate large-scale, complex projects that integrate theatrical, architectural and energy management lighting control systems, as well as small applications that may benefit from its intuitive operations, flexibility and design-friendly aesthetics.

### D8000 (Exploded View)



#### Available Colors

Glacier  
White

Nocturne  
Black



Additional Corian colors (and other materials) are available per special order.

### Features and Benefits

- LCD station comes in wall-mount and portable console models
- Programmable functions include: fade-to level and rate, personality change, scene change, partitioning, scene record mode, group raise/lower, maximum bright, and lockout
- Optional handheld remote control can be used with most stations
- Networks with up to 32,640 stations (127 per sub-network) over a Luma-Net® network
- Controls up to 2,048 zones per network
- Interfaces with HVAC, emergency, time clock, and load shed auxiliary systems
- Stations retain programming during power outages
- All wall stations fit in 3.5 in. deep, 4-gang wall box
- Optional customized faceplate including full range of Corian colors, engraving, and fabrication from alternative materials
- Optional custom button legends

## Dimensions® D8000 LCD Wall Stations

This advanced lighting control station is part of a highly scalable system that is suited not only to sophisticated, large-scale commercial applications but also to single-station installations. The station comes in two versions: one that sits on a tabletop and the other for wall mounting. The D8000 LCD Station features menus for easy programming and lighting control, an IR receiver for use with a handheld remote control, and a comprehensive suite of functionality including event scheduling, partitioning and networkability.

LCD Wall Stations		
Description	Function	Cat. No.
<ul style="list-style-type: none"> <li>All buttons are programmable and can execute any system function</li> <li>Buttons are mechanically-captured to prevent vandalism</li> <li>Multiple levels of passwords and a lock-out feature prevent unwanted changes</li> <li>Programming via LumaEdit™ (for system setup)</li> <li>Built-in IR receiver enables station to be accessed via handheld remote</li> </ul>	With standard buttons	KLCD0-00*
	Portable Consolette with standard buttons	KLCDP-00*

\*Add letter to end of catalog number suffix as follows for color selection: Corian Glacier White (W), Corian Nocturne Black (B). For a custom Corian color or otherwise customized faceplate, contact your Leviton sales representative



KLCD0-00W

## Dimensions® D8000 Push Button Stations

### Features and Benefits

- Six different single-gang stations in 1-, 2-, 3-, 5-, 10- and 15-button configurations
- All buttons are programmable and can execute any system function
- Buttons are mechanically-captured to prevent vandalism
- Stations with raise/lower feature enable scene light level adjustment without changing programmed preset levels
- Programming via LumaEdit™ (for system setup)
- Built-in IR receiver enables station to be accessed via handheld remote

### 1-Button Push Button Station\*

Description	Cat. No.
Blank	KB010-00X

\*Replace x as follows for color selection: Corian Glacier White (W) or Corian Nocturne Black (B). For a custom Corian color or otherwise customized faceplate, contact your local Leviton sales representative



KB010-00B

2-Button Push Button Station*	
Description	Cat. No.
Blank	KB020-00W
Raise, Lower	KB023-00W
ON, OFF	KB024-00x



KB052-00W

3-Button Push Button Station	
Description	Cat. No.
Raise, Lower, OFF	KB031-00W
1, 2, OFF	KB032-00W



KB051-00B

5-Button Push Button Station*	
Description	Cat. No.
Blank	KB050-00W
1-4, OFF	KB051-00x
MAX, 1-3, OFF	KB052-00x



KB151-00W

10-Button Push Button Station*	
Description	Cat. No.
Blank	KB100-00W
1-8, MAX, OFF	KB101-00x
1-5, MAX, Raise, RECOrd, Lower, OFF	KB102-00x

10-Button Push Button Station	
Description	Cat. No.
1-10, MAX, Raise, RECOrd, Lower, OFF	KB152-00W
1-12, MAX, WORK, OFF	KB151

\*Replace x as follows for color selection: Corian Glacier White (W) or Corian Nocturne Black (B).  
For a custom Corian color or otherwise customized faceplate, contact your local Leviton sales representative

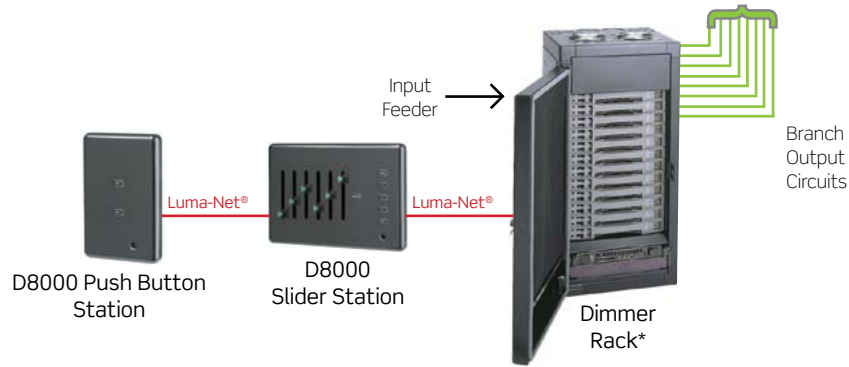


**Related Products**  
Combine Architectural Lighting Controls with Energy Management Solutions for smart energy saving systems (see pages **M-2 to M-66 in the Energy Management section**), or, combine Architectural Lighting Controls with Entertainment Lighting Solutions for smart lighting control solutions (see pages **L-3 to L-32 in the Entertainment Lighting section**).

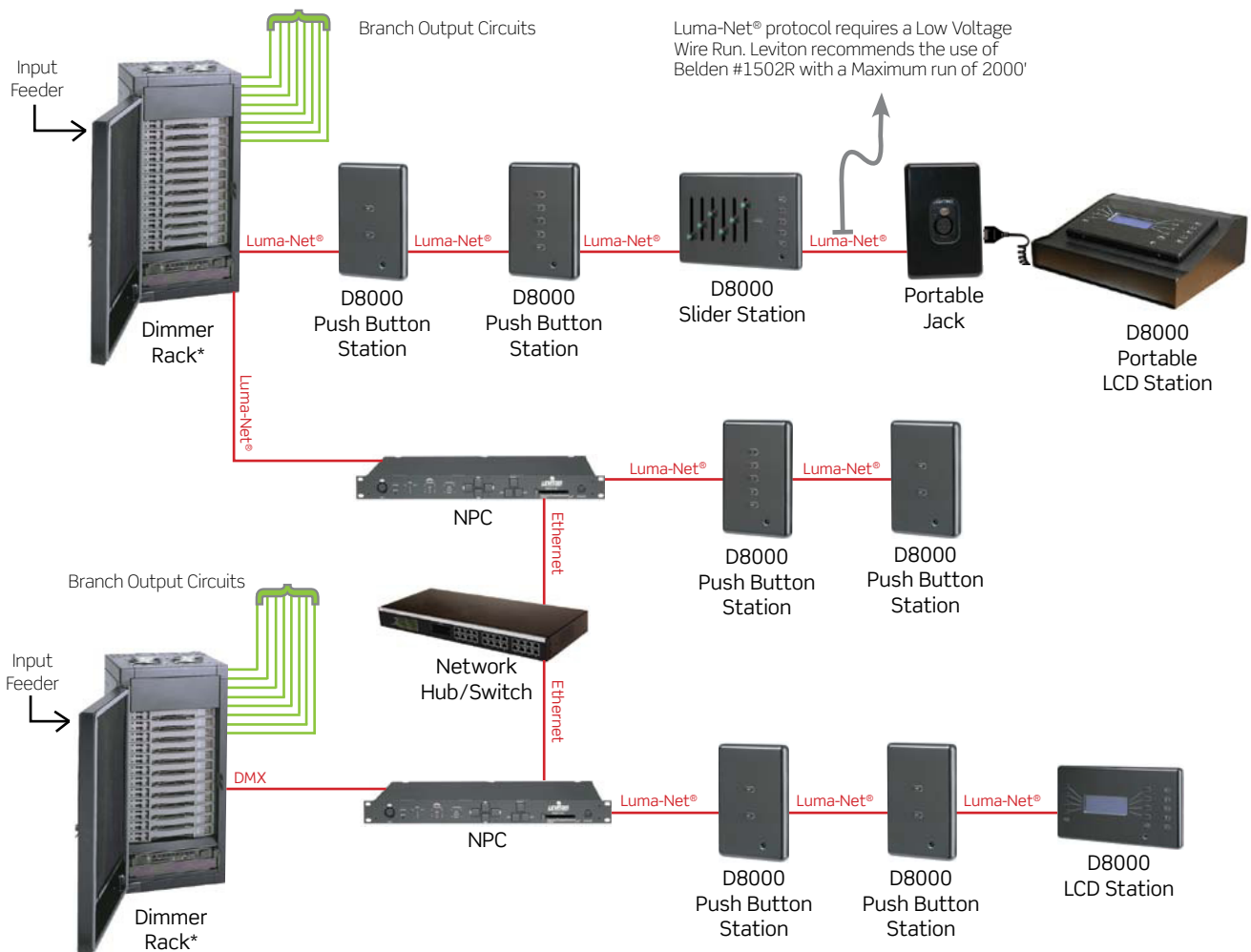
## Dimensions® D8000 System

D8000 is a flexible system with very few prerequisites. Almost any layout is possible with most functionality easily achievable. Contact your Leviton sales representative for assistance with system planning.

### Basic D8000 System



### Advanced D8000 System



\*Leviton offers an extensive line of high density dimming systems for architectural or entertainment applications. For more information visit [www.leviton.com/les](http://www.leviton.com/les)

## Dimensions® D8000 Accessory Stations and Remote Controls

### Features and Benefits

#### Accessory Stations

- All stations must be wired via Luma-Net®
- All fit inside 3.5-inch-deep, single-gang wallbox
- Optional, customized faceplate including full range of Corian colors, engraving, and fabrication from alternative materials

#### Handheld Remote Control

- Features 4-, 8- or 16-scene presets plus maximum brightness and off
- Point at any IR-receiving D8000 station or at auxiliary IR receiver to select scene, select maximum brightness, or turn off
- Operates at 56kHz frequency at 30- to 50-foot range

### Single-Gang Accessory Stations

Description	Cat. No.
Key Switch Station, key operated lockout station that can be programmed to lock out any number of stations in the D8000 network	KLCK1-00W
Remote Portal Connection, for connecting a Consolette LCD, button or slider station	KIFC1-00W
PC Interface for LumaEdit™ Programming 9-pin female connector	KIFC2-00W
A/V Serial Interface 9-pin female connector, enables D8000 network to receive RS232 signals from personal computers and A/V equipment	KIFC3-00B



KLCK1-00W

### Handheld Infrared Remote Controls

Description	Cat. No.
4 scene selections	D42IR-04L
8 scene selections	D42IR-08L
16 scene selections	D42IR-16L



D42IR-16L

### Contact Closures

Description	Cat. No.
MechoShade® Interface-Dimensions contact closure output for use with MechoShade devices. Three Luma-Net® channels to 2 standard MechoShade (5 position) and 1 blackout (2 position)	DCMSD-021
Dimensions® Contact Closure Output Board, LumaNet® to 8 low-voltage contact closure relay outputs, each rated for up to 24V, 0.5A	DCOUT-008
Combine Closure Card	KCLCM-000
8-Port Luma-Net® Hub	LHUB8-000

For a custom Corian color or otherwise customized faceplate, contact your Leviton sales representative

## a-2000® Dimming Cabinets

The a-2000® line features a universal cabinet and multiple dimmer modules that work with virtually any load type. The a-2000® provides a high-performance dimming cabinet that combines theatrical grade performance at architectural pricing and form for all your architectural dimming applications. Its modular design enables the rapid servicing of both dimming modules and control electronics. It's the perfect solution for spaces requiring a single dimming source for a broad range of loads.

### 24-Channel a-2000®



### Features and Benefits

#### Leviton a-2000® Cabinets are Available in 12, 24, 36, and 48-Circuit Configurations

- Fully programmable from the front panel for convenience
- Plug-in dimmer modules for easy maintenance
- All load types supported for easy product selection and purchasing
- Rugged dual-SCR dimmer circuitry for superior dimming performance and reliability
- Contractor-friendly design with a large wiring space for easy installation
- Compact 30 3/8" cabinet width holds up to 24 dimmer circuits and fits between two stud widths
- Communication inputs include DMX512, Luma-Net® III, RS485, full bright, emergency, and +0-10VDC analog for versatility
- Capacity of up to 48 dimmer circuits
- Each dimmer channel rated up to 20A continuous (20A modules only)
- Surface or recessed mounting
- Top, bottom, or side feed
- Front-mounted bypass switches for dimmer override
- UL Listed
- All units 50/60 Hz
- LED Ready

*Continued on next page*



Continued from previous page

### Features and Benefits


#### Applications

- Office spaces
- Auditoriums
- Conference rooms
- Spaces requiring a single dimming source for a broad range of loads
- Daylight harvesting
- Houses of worship
- Restaurants
- Cafeterias
- Lecture halls
- Multi-purpose rooms
- Ballrooms

### a-2000® Dimming Cabinets

#### Cabinets

Description	Cat. No.
a-2000® Universal Cabinet, 6 Module, 12 Circuit, 1 Phase, 120/240VAC, with analog input card	A2B1L-112
a-2000® Universal Cabinet, 12 Module, 24 Circuit, 1 Phase, 120/240VAC, with analog input card	A2B1L-124
a-2000® Universal Cabinet, 6 Module, 12 Circuit, 3 Phase, 120/208VAC, with analog input card	A2B3L-112
a-2000® Universal Cabinet, 12 Module, 24 Circuit, 3 Phase, 120/208VAC, with analog input card	A2B3L-124
a-2000® Universal Cabinet, 6 Module, 12 Circuit, 3 Phase, 277/480VAC, with analog input card	A2B3L-212
a-2000® Universal Cabinet, 12 Module, 24 Circuit, 3 Phase, 277/480V AC, with analog input card	A2B3L-224
a-2000® Universal Cabinet, 6 Module, 12 Circuit, 1 Phase, 120/240VAC	A2D1L-112
a-2000® Universal Cabinet, 12 Module, 24 Circuit, 1 Phase, 120/240VAC	A2D1L-124
a-2000® 36 Circuit Cabinet, 1 Phase, 120/240VAC, consists of (1) 24-ckt and (1) 12-ckt cabinets factory bussed	A2D1L-136
a-2000® 48 Circuit Cabinet, 1 Phase, 120/240VAC, consists of (2) 24-ckt cabinets factory bussed	A2D1L-148
a-2000® Universal Cabinet, 6 Module, 12 Circuit, 3 Phase, 120/208VAC	A2D3L-112
a-2000® Universal Cabinet, 12 Module, 24 Circuit, 3 Phase, 120/208VAC	A2D3L-124
a-2000® 36 Circuit Cabinet, 3 Phase, 120/208VAC, consists of (1) 24-ckt and (1) 12-ckt cabinets factory bussed	A2D3L-136
a-2000® 48 Circuit Cabinet, 3 Phase, 120/208VAC, consists of (2) 24-ckt cabinets factory bussed	A2D3L-148
a-2000® Universal Cabinet, 6 Module, 12 Circuit, 3 Phase, 277/480VAC	A2D3L-212
a-2000® Universal Cabinet, 12 Module, 24 Circuit, 3 Phase, 277/480VAC	A2D3L-224
a-2000® 36 Circuit Cabinet, 3 Phase, 277/480VAC, consists of (1) 24-ckt and (1) 12-ckt cabinets factory bussed together	A2D3L-236
a-2000® 48 Circuit Cabinet, 3 Phase, 277/480VAC, consists of (2) 24-ckt cabinets factory bussed together	A2D3L-248
a-2000® Universal Cabinet, 6 Module, 12 Circuit, 3 Phase, 230/400VAC	A2D3L-412
a-2000® Universal Cabinet, 12 Module, 24 Circuit, 3 Phase, 230//400VAC	A2D3L-424



a-2000



a-2000®-24 with Relay Cabinet

#### Main Breaker Options

Cat. No.	Cabinet Configuration	Description
A2K3B-#	For 3 Phase, 120/208V Cabinet	# — indicate breaker size in Amps: 30, 50, 60, 70, 80, 100, 150, 175, 200, 225

#### Accessories

Cat. No.	Description
A2KFL-012	a-2000® flush mount trim kit for a 12 channel cabinet
A2KFL-036	a-2000® flush mount trim kit for a 36 channel cabinet

Factory installation required.  
Order with your cabinet (single cabinet configurations only)



### a-2000® Dimmer Modules

The a-2000® uses a modular dimmer allowing for ease of replacement and custom tailoring of module type to each project's specific needs. Leviton a-2000® dimmer modules employ the proven dual SCR dimming technology inherited from Leviton's line of theatrical equipment.

Features and Benefits	
<b>Universal Dimmer Modules</b>	
<ul style="list-style-type: none"> <li>• Supports all load types as well as two circuits of Hi-Lume® and other 3-wire fluorescent dimming ballasts and 3-wire LED drivers for easy product selection and purchasing</li> <li>• 2 basic configurations: 120VAC modules for 120VAC rated cabinets and 277VAC modules for use in either 120VAC or 277VAC rated cabinets</li> </ul>	
<b>240V Modules</b>	
<ul style="list-style-type: none"> <li>• Built-in bypass switches (240V): Bypasses control electronics permitting the cabinet to be used for work lights during construction.</li> </ul>	
<b>Standard Modules</b>	
<ul style="list-style-type: none"> <li>• Built-in bypass switches (120V) or shunts (277V): Bypasses control electronics permitting the cabinet to be used for work lights during construction.</li> </ul>	

a-2000® Supported Load Types			
Lamp	Universal	240V	Standard
Incandescent	✓	✓	✓
Tungsten	✓	✓	✓
Neon	✓	✓	✓
Cold-Cathode	✓	✓	✓
Magnetic Low Voltage	✓	✓	✓
Electronic Low Voltage*	✓	✓	✓
0-10VDC LED Driver	✓	✓	✓
3-Wire LED Driver	✓		
Fluorescent Dimming Ballasts		✓	✓
0-10V Fluorescent Ballast, e.g., Advance Mark 7®**	✓	✓	✓
2-Wire Fluorescent Ballast, e.g., Advance Mark 10®**	✓		✓
3-Wire Fluorescent Ballast, e.g., Lutron Hi-Lume® & Eco-10™**	✓		


a-2000® Dimmer Modules	
Cat. No.	Description
A15HL-012	a-2000® Universal Dual Dimmer Module, 120V 20A
A20DC-012	a-2000® Universal Dual Dimmer Module, 120/277V 20A
A20DD-012	a-2000® Dual Dimmer Module, 120V 20A
A20HD-012	a-2000® Dual Constant Module, 120V 20A
A20UN-012	a-2000® High Rise Dimmer Module, 120V 20A
A15DC-012	a-2000® Dual Dimmer Module, 277V 20A
A15DD-012	a-2000® Dual Constant Module, 277V 20A
A15DD-230	a-2000® Dual Dimmer Module, 230V 15A
A20DD-230	a-2000® Dual Dimmer Module, 230V 20A
A20DC-A27	a-2000® Dual Constant Modules, (2) 20A 277V dimmers
A20HD-027	a-2000® High Rise Time Single Dimmer Module, 20A 277V
A20HL-A27	a-2000® Single Hi-Lume®/Eco-10, (1) Dimmer Module, 20A 277V dimmers
A20UN-027	Dimmer Universal Module, Dual Dimmer, 20A 277V or 120V

\*Electronic Low Voltage transformers are supported upon the manufacturer's approval for use with forward phase dimmers. When the use of Electronic Low Voltage is required which does not meet this requirement, Leviton's PE400 Power Extender may be used. Contact your local Leviton representative for more information.  
 \*\*Mark 10® and Mark 7® are registered trademarks of Advance Transformer Company. Eco-10™ is a trademark and Hi-Lume® is a registered trademark of Lutron Electronics, Inc.

## Modular Dimming Systems (MDS)

Leviton Modular Dimming Systems (MDS) are high quality, made to order, yet cost-effective convection cooled dimmer systems. The key to MDS flexibility is the variety of dimming cabinets that fit together like building blocks. Modular construction and a variety of available control options enable Leviton to build each MDS cabinet to meet each application's unique requirements — with the exact number and capacity of dimmers and specific accessories. Contact your Leviton sales representative for more details.

### Dimmer Cabinet



### Features and Benefits

- Flexible design based on modular construction, including plug-in dimmers
- Intermix 120V and 277V dimmers in a single enclosure; dim virtually any fluorescent dimmer ballast
- 100% solid state electronics
- Completely convection cooled (no fan noise)
- Optional UL 1008 transfer contactor
- Use with all Leviton control types including DMX 512 and Luma-Net®



### Related Products

Combine Architectural Lighting Controls with Energy Management Solutions for smart energy saving systems (see pages **M-2 to M-66 in the Energy Management section**), or, combine Architectural Lighting Controls with Entertainment Lighting Solutions for smart lighting control solutions (see pages **L-3 to L-32 in the Entertainment Lighting section**).

## MDS Dimming Modules

With superior surge current capacity, Leviton dimming modules use Silicon Controlled Rectifiers (SCR) for power handling rather than triacs. These modular dimmers can be combined in systems with other Leviton dimmers.

### Features and Benefits

- Voltage regulation compensates for incoming line voltage variations
- Toroidal filter with 500µsec rise time

#### MDS Control Modules

- Fully programmable from the front panel for convenience
- All load types supported for easy product selection and purchasing
- Rugged dual-SCR dimmer circuitry for superior dimming performance and reliability
- Contractor-friendly design with a large wiring space for easy installation
- Communication inputs include DMX512, Luma-Net® III, RS485, full bright, emergency, and 0-10VDC analog for versatility

### MDS Cabinets

Description	Cat. No.
18" tall x 8.44" wide empty MDS cabinet supporting (1) dimmer module. Requires up to (1) dimmer module and (1) control module.	MAC-3116-1
50" tall x 8.44" wide empty MDS Cabinet supporting up to (4) dimmer modules. Requires up to (4) dimmer modules and (1) control module.	MAC-3116-7
50" tall x 16.75" wide empty 2-section MDS Cabinet supporting up to (8) dimmer modules. Requires up to (8) dimmer modules and (1) control module.	MAC-3116-8
50" tall x 25.25" wide empty 3-section MDS Cabinet supporting up to (12) dimmer modules. Requires up to (12) dimmer modules and (1) control module.	MAC-3116-9



### MDS Dimmer Modules — 2400W (Up Through 12000W Available)


Description	Cat. No.
120V, 2400W, Dual dimmer modules supporting incandescent, magnetic low voltage, neon, cold cathode, fluorescent (Advanced Mark 10®, Advance Mark 7®, Lutron Tu-Wire®) loads	MAC-516-124
277V, 5500W, Dual dimmer modules supporting incandescent, magnetic low voltage, neon, cold cathode, fluorescent (Advanced Mark 10®, Advance Mark 7®, Lutron Tu-Wire®) loads	MAC-516-128
120V, 2400W, Single density dimmer modules for Lutron Hi-Lume® ballasts	MAC-516-140
277V, 5500W, Single density dimmer modules for Lutron Hi-Lume® ballasts	MAC-516-141



MDS Dimming Cabinets

### MDS Control Modules — One Control Module Required Per Cabinet, Max 24 Dimmers Per Control Module

Description	Cat. No.
MDS Digital Control Module, 120V	APP-32055-00
MDS Digital Control Module, 120V, with analog input card	APP-32055-01
MDS Digital Control Module, 277V	APP-32055-02
MDS Digital Control Module, 277V, with analog input card	APP-32055-03

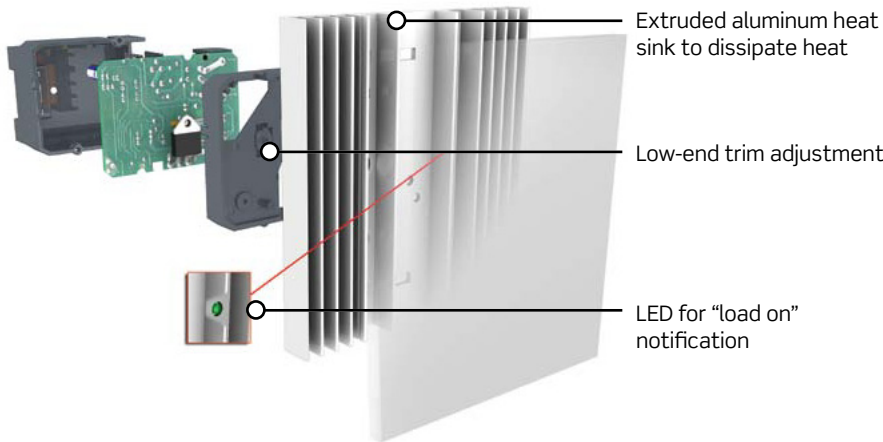


MDS Dimmer Module

## Power Extenders

Leviton power extenders allow higher and different types of loads to be controlled by dimmers and architectural dimming systems than would otherwise be possible. A variety of models are available for all types of lighting loads.

### PE100 (Exploded View)



### Features and Benefits



- Emulate characteristics of connected dimmers in terms of dimming range and resolution
- Available low-end trim for setting minimum brightness level
- Most models can be surface or flush-mounted
- UL Listed

### Standard Power Extenders

Description	Cat. No.	Rating	Color
Extends dimming zone capacity for incandescent, magnetic low-voltage, halogen, or neon/cold cathode lighting	PE100-10W	Input Voltage: 120V 50/60Hz* Load Rating: 960VA LED, 1920W/VA Incandescent Dimmer Input: 120V 50/60Hz	White
Extends dimming zone capacity for Mark 10® Powerline™, Hi-Lume®, Lutron Tu-Wire® or equivalent dimmable fluorescent ballasts	PE200-10W	Input Voltage: 108VAC to 305VAC, 60Hz Load Rating: 960VAC 120VAC LED, 1920VA @120VAC Fluorescent Dimmer Input: 120V 50/60Hz	White
Extends dimming zone capacity for Mark 10® Powerline™, Hi-Lume®, Lutron Tu-Wire® or equivalent dimmable fluorescent ballasts	PE200-70W	Input Voltage: 277V 50/60Hz* Load Rating: 1920VA@120VAC Fluorescent, 3000VA @277VAC Fluorescent Dimmer Input: 120V 50/60Hz	White
Extends dimming zone capacity for Mark 7™ 0-10V, Lutron 0-10V, OSRAM Sylvania Quicktronic® Helios™, or equivalent ballasts	PE300-D0W	Input Voltage: 108VAC to 305VAC, 60Hz Load Rating: 20A-2400VA@ 120VAC, 5500VA @ 277VAC Power Consumption: 6W @ 120VAC, 18W @ 277VAC Output Ballast Control: 0-10VDC, 200mA Dimmer Input: 120V 60Hz	Metallic Silver
Extends dimming zone capacity for electronic low voltage or incandescent lighting	PE400-10W	Input Voltage: 120VAC 50/60Hz* Load Rating: 500VA LED, 1000W/VA Incandescent Dimmer Input: 120V 60Hz	White
Incandescent and Magnetic Low Voltage	PEAUX-12W	Input Voltage: 120-230VAC 50/60Hz* Load Rating: 1920W/VA @ 120VAC, 2300W/VA @230VAC Dimmer Input: 120V 50/60Hz	White

\*Load output power is phase independent of control device



PE100/200/400/AUX/AU7



PE300-D0W

## 0-10V Reverse Phase Power Extender

The Leviton 0-10V Reverse Phase Power Extender (PE500) converts a 0-10V dimming signal to control a fixed line voltage output. One PE500 is used per fixture run up to the maximum wattage of 450W with a 120V load and up to 1,000W on a 277V load. The PE500 mounts directly into a junction box and is plenum rated for easy installation.

### Features and Benefits

- Converts 0-10V sinking control signals to 120/277V reverse phase control
- Direct J-box mountable
- 120V and 277V compatible
- Auto-sensing voltage switch
- 450W @ 120V, 1,000W @ 277V
- Plenum rated
- One PE500 per fixture run

### Reverse Phase Power Extender

Description	Cat. No.	Rating	Color
0-10V Reverse Phase Power Extender	PE500-DOE	Input Voltage: 110-120VAC, 277VAC, 60Hz Load Rating: 450W/VA @ 110-120V, 1000W/VA @ 277V Input Current: 3.8A Dimming Control: 110-120VAC, 277VAC; converted from 0-10V Controller	White



PE500



## Renoir™ II

### Commercial Architectural Wallbox Dimmers

The Leviton Renoir™ II line of architectural wall box dimmers supports an unparalleled number of applications using a minimum number of SKUs. Renoir™ II high performance dimmers support all load types and configurations. Performance, aesthetics, multi-location dimming, and multi-gang capabilities make Renoir™ II a highly functional yet elegant solution for architectural dimming control.

#### Renoir™ II



#### Features and Benefits

- Universal voltage — 120-277V, 60 Hz (excludes non-neutral models)
- Multi-location dimming — up to 5-way dimming
- Remote dimmers and switches
- Connect up to 5 devices, max 250' on 1 traveler wire
- Remotes control all connected master dimmers
- Masters always operate independently
- Locator indicator — illuminates when dimmer is off for easy location in a dark room
- 0-10V Control LED
- Non-neutral models — for retrofit applications
- Configurable cut-off level — allows user configuration of cut-off point and automatically recalibrates to allow maximum control from cutoff point to full output
- Smooth-action, linear captive slide control — easy, precise adjustment of lighting levels
- Easy-touch preset switch turns lights ON at last selected brightness level
- Clean and stylish appearance
- Fits standard commercial 2 1/2" deep wall boxes\*
- Decora® wallplates coordinate with Leviton's extensive line of Decora® devices
- Fins are easily removed for multi-gang applications
- No visible metal heat sinks, fins, or mounting hardware
- Solid state triac dimming — saves energy when dimming, extends lamp life, and reduces maintenance costs
- Flicker-free, smooth, and continuous dimming — reduces light fluctuations from line voltage variation and maintains the power delivered to the lamp
- Power failure memory — light is restored to the same levels set prior to the power failure or power interruption
- Surge protection — tested to withstand surges of 6000V, 200A (ANSI/IEEE Std. C62.41-1980)
- Electrostatic discharge protection — protects dimmer against static discharge up to 16,000V
- Advanced technology engineered heat sinks — transfers heat away from essential electrical components for extended product life
- Square law dimming — slider position indicates the perceived light level
- RFI filtering — reduces interference with radio, audio, and video equipment
- Accessible air gap feature — completely disconnects power from the load when lights are off for safety when changing lamps (available on select models; consult factory for additional details)
- LED Ready

\*Field configurable multi-gang boxes not supported

Continued on next page

Continued from previous page

### Renoir™ II

## Commercial Architectural Wallbox Dimmers

Models/Supported Load Types	
<p><b>Incandescent</b></p> <ul style="list-style-type: none"> <li>• 120V, 60Hz non-neutral (1-Wire (Dimmed Hot))</li> <li>• 120-277VAC, 60Hz (with neutral) {2-Wire (Dimmed Hot + Neutral)}</li> <li>• Forward Phase Dimmer</li> <li>• Square Law Dimming</li> <li>• Symmetrical AC Waveform for all load types</li> <li>• Incandescent: Minimum load requirement 40W @ 120V, 100W @ 277V</li> <li>• Tungsten: Minimum load requirement 40W @ 120V, 100W @ 277V</li> <li>• Magnetic Low Voltage: Minimum load requirement 50W @ 120V, 100W @ 277V</li> <li>• Forward Phase Control Electronic Low Voltage Transformers (with neutral): Minimum load requirement 50W @ 120V, 100W @ 277V</li> <li>• Forward Phase Control LED Drivers (with neutral): Minimum load requirement 50W @ 120V, 100W @ 277V</li> <li>• Forward Phase Control Neon/Cold Cathode Ballasts (with neutral): Minimum load requirement 50W @ 120V, 100W @ 277V</li> </ul> <p><b>Electronic Low Voltage — 2-Wire (Dimmed Hot + Neutral)</b></p> <ul style="list-style-type: none"> <li>• 120-277VAC, 60Hz</li> <li>• Reverse Phase Dimmer</li> <li>• Square Law Dimming</li> <li>• Forward or Reverse Phase Control Electronic Low Voltage Transformers</li> <li>• Phase Control LED Drivers</li> <li>• Forward or Reverse Phase Control Neon/Cold Cathode Ballasts</li> <li>• Incandescent/Tungsten</li> <li>• No minimum load</li> </ul>	<p><b>Ballast — 0-10V</b></p> <ul style="list-style-type: none"> <li>• 120-277VAC, 60Hz</li> <li>• Linear Dimming</li> <li>• Any ballast (or LED driver) requiring 0-10V “sinking” control, e.g., — Leviton Sector®, Advance Mark 7®, Universal SuperDim®, Lutron TVE™, Sylvania Quicktronic® Powersense™</li> <li>• No minimum load</li> </ul> <p><b>Ballast — 2-Wire Control (Dimmed Hot + Neutral)</b></p> <ul style="list-style-type: none"> <li>• 120-277VAC, 60Hz</li> <li>• Linear Dimming</li> <li>• Forward Phase Control, e.g., — Advance Mark 10®, Sylvania Quicktronic® Powersense™, Lutron Tu-Wire®</li> <li>• Minimum load requirement 64W @ 120V, 128W @ 277V</li> </ul> <p><b>Ballast — 3-Wire Control (Switched Hot + Dimmed Hot + Neutral)</b></p> <ul style="list-style-type: none"> <li>• 120-277VAC, 60Hz</li> <li>• Linear Dimming, e.g., Lutron Hi-Lume®, Lutron Eco-10®</li> <li>• No minimum load</li> </ul> <p><b>Switch</b></p> <ul style="list-style-type: none"> <li>• 120-277VAC, 60Hz</li> <li>• Tungsten Loads</li> <li>• Resistive Loads</li> <li>• Inductive Loads</li> <li>• Motor Loads</li> <li>• Transformer Loads</li> <li>• No minimum load</li> </ul> <p><b>Fan Speed</b></p> <ul style="list-style-type: none"> <li>• 120-277VAC, 60Hz</li> <li>• Any quantity of ceiling paddle fans up to maximum current rating</li> <li>• Any fan up to 5A, paddle fan up to 8.3A</li> <li>• Patent-pending Super Silent Technology (SST) allows “quiet” performance with fully variable control</li> <li>• No minimum load</li> </ul>

### Product Selection Guide — Ordering Chart

**To select and order:**

1. Confirm load type and voltage
2. Calculate total load
3. Identify control locations
4. Select control aesthetics, dimmers and remotes
5. Choose wallplates and, if desired, color change kits from next few pages

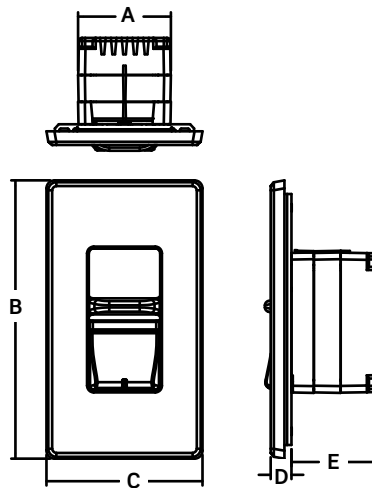
Renoir II Product Selection Guide								
Slide Thin								
Load Type	120V		230V		277V		Heat Sink Width	Cat. No.
	Load	LED Load	Load	LED Load	Load	LED Load		
<b>Incandescent (No Neutral)</b>	600W	300W	—	—	—	—	Narrow	AWSMT-IAW
	1000W	500W	—	—	—	—	Narrow	AWSMT-IBW
	1920W	960W	—	—	—	—	Wide	AWSMG-IDW <b>NOTE:</b> This is a standard heat sink model, which is thicker than the other thin models in this table
<b>Incandescent/ Magnetic Low Voltage</b>	600W	300W	1150W	575W	1385W	692W	Narrow	AWSMT-MAW
	1000W	500W	1917W	958W	2308W	1154W	Narrow	AWSMT-MBW
	1500W	750W	2875W	1437W	3463W	1731W	Wide	AWSMT-MCW
<b>Fluorescent 0-10V</b>	1920W	1920W	3680W	3680W	4432W	4432W	Narrow	AWSMT-7DW
<b>Mark 10® or Lutron 2-Wire</b>	600W	—	1150W	—	—	—	Narrow	AWSMT-XAW
	1000W	—	1917W	—	—	—	Narrow	AWSMT-XBW
	1920W	—	3680W	—	—	—	Wide	AWSMT-XDW
<b>Lutron 3-Wire</b>	600W	—	1150W	—	—	—	Narrow	AWSMT-HAW
	1000W	—	1917W	—	—	—	Narrow	AWSMT-HBW
	1920W	—	3680W	—	—	—	Narrow	AWSMT-HDW
<b>Electric Low Voltage</b>	600W	300W	1150W	575W	—	692W	Wide	AWSMT-EAW
	1000W	500W	1917W	959W	—	1154W	Wide	AWSMT-EBW
<b>Fan Speed Control</b>	600W	—	1150W	—	—	—	Narrow	AWSMT-QAW
	1000W	—	1917W	—	—	—	Narrow	AWSMT-QBW
<b>Switch</b>	1800W	1800W	3450W	3450W	4155W	4155W	Narrow	AWWMT-00W
<b>Remote</b>	—	—	—	—	—	—	Narrow	AWSRT-00W
	—	—	—	—	—	—	Narrow	AWWRT-00W

Mark 10® is a registered trademark of Advance Transformer Company

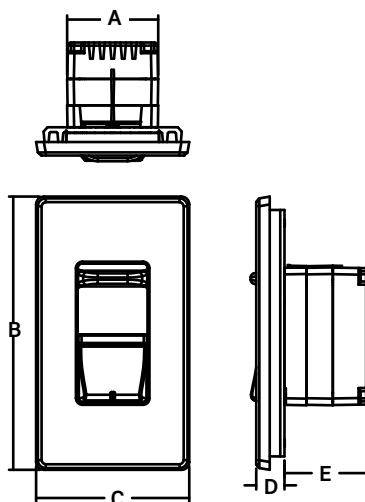
### Renoir™ II

#### Dimensions for Renoir™ II Commercial Architectural Wallbox Dimmers

Renoir™ II Preset Slide Dimmers with Thin Heat Sink Measurements					
Description	A	B	C	D	E
Narrow Dimmer	1.720" (43.68mm)	5.157" (130.99mm)	2.891" (73.43mm)	0.385" (9.77mm)	1.600" (40.64mm)
Wide Dimmer	1.720" (43.68mm)	5.157" (130.99mm)	4.701" (119.40mm)	0.385" (9.77mm)	1.600" (40.64mm)
Switch	1.720" (43.68mm)	5.157" (130.99mm)	2.891" (73.43mm)	0.385" (9.77mm)	1.600" (40.64mm)
Switch Remote	1.720" (43.68mm)	5.157" (130.99mm)	2.891" (73.43mm)	0.385" (9.77mm)	1.103" (28.1062mm)
Dimmer Remote	1.720" (43.68mm)	5.157" (130.99mm)	2.891" (73.43mm)	0.385" (9.77mm)	1.103" (28.1062mm)



Renoir™ II Preset Slide Dimmers with Standard Heat Sink Measurements					
Description	A	B	C	D	E
Narrow Dimmer	1.720" (43.68mm)	5.157" (130.99mm)	2.891" (73.43mm)	0.533" (13.53mm)	1.600" (40.64mm)
Wide Dimmer	1.720" (43.68mm)	5.157" (130.99mm)	4.701" (119.40mm)	0.533" (13.53mm)	1.600" (40.64mm)
Switch	1.720" (43.68mm)	5.157" (130.99mm)	2.891" (73.43mm)	0.533" (13.53mm)	1.600" (40.64mm)
Switch Remote	1.720" (43.68mm)	5.157" (130.99mm)	2.891" (73.43mm)	0.533" (13.53mm)	1.103" (28.10mm)
Dimmer Remote	1.720" (43.68mm)	5.157" (130.99mm)	2.891" (73.43mm)	0.533" (13.53mm)	1.103" (28.10mm)



## Renoir™ II

### Color Change Kits

Color Change Kits			
Description	Control Type	Cat. No.	Color
Color Change Kits, Preset Slide — Thin Heat Sink	Slide Switch	AWSCT-00	W, I, T, G, E
		AWWCT-00	W, I, T, G, E

\*Add color code to end of suffix. White (W), Ivory (I), Light Almond (T), Gray (G), Black (E)



AWSRG

**Color Choices** Renoir color change kits are offered in the following colors. To order colors, add suffix to Cat. No.



#### Related Products

Combine Architectural Lighting Controls with Energy Management Solutions for smart energy saving systems (see pages **M-2 to M-66 in the Energy Management section**), or, combine Architectural Lighting Controls with Entertainment Lighting Solutions for smart lighting control solutions (see pages **L-3 to L-32 in the Entertainment Lighting section**).


### Wallplates

The Leviton Renoir™ II line of architectural wall box dimmers support all load types and configurations. Performance, aesthetics, multi-location dimming, and multi-gang capabilities make Renoir™ II a highly functional, yet elegant solution for architectural dimming control.

#### Color Change Kits & Make-to-Order Wallplates

Each device is supplied with a white single gang plate. Standard wallplates are available to support 1-4 dimmers. For make-to-order plates to support 5-10 dimmers, there is a 4-6 week lead time. For purchase of replacement plates or plates in an alternate color, please consult the chart on the next page.

#### Sample Renoir™ II Wallplates





### Renoir™ II

### Wallplate Configuration Guide — Ordering Chart

To find applicable Cat. No. locate the row with the number of narrow heat sink devices that you have, and whether the fins will be left on or removed and the columns that correspond to the number of wide heat sink devices you have. In the cell you will find the following information:

- The W's and N's in the Description Field indicate the order devices should be installed: N=Narrow; W=Wide
- x\*=right fin break-off on device; \*x=left fin break-off on device; \*x\*=fin break-off on both sides of device
- ~ indicates that use of jumper bars is required. Jumper bars can be found in the kit with the faceplate
- Replace 'x' in the faceplate **Cat. No.** with the desired color: W=White; I=Ivory; T=Light Almond; E=Black; G=Gray

		Number of Wide Heat Sink Devices					
		0	1	2	3	4	
0	Fins Left On	<b>Cat. No.</b> Configurations	— — —	<b>AWPOF-01x</b> 1-gang W	<b>AWPOF-02x</b> 4-gang W+W	<b>AWPOF-03x</b> 6-gang~ W+W+W	<b>AWPOF-04x</b> 9-gang W+W+N+W+W
	Fins Removed	<b>Cat. No.</b> Configurations	— — —	— — —	<b>AWP00-02x</b> 3-gang W*+W*	<b>AWP00-03x</b> 5-gang W*+*W*+*W	<b>AWP00-04x</b> 7-gang W*+*W*+*W*+*W
1	Fins Left On	<b>Cat. No.</b> Configurations	<b>AWPOF-10x</b> 1-gang N	<b>AWPOF-11x</b> 3-gang W+N	— — —	<b>AWPOF-13x</b> 8-gang~ W+W+N+W	<b>AWPOF-14x</b> 11-gang W+W+N+W+W
	Fins Removed	<b>Cat. No.</b> Configurations	— — —	— — —	— — —	<b>AWP00-13x</b> 7-gang W*+*W+N+W	<b>AWP00-14x</b> 9-gang W*+*W+N+W*+*W
2	Fins Left On	<b>Cat. No.</b> Configurations	<b>AWPOF-20x</b> 1+1-gang N+N	<b>AWPOF-21x</b> 3+1 or 5-gang W+N+N	<b>AWPOF-22x</b> 5+1~ or 7-gang W+N+N+W	<b>AWPOF-23x</b> 10-gang W+W+N+N+W	<b>AWPOF-24x</b> 12-gang W+W+N+N+W+W
	Fins Removed	<b>Cat. No.</b> Configurations	<b>AWP00-20x</b> 2-gang N*+*N	<b>AWP00-21x</b> 4-gang W+N*+*N	<b>AWP00-22x</b> 6-gang W+N*+*N+W	<b>AWP00-23x</b> 8-gang W*+*W+N*+*N+W	<b>AWP00-24x</b> 10-gang W*+*W+N*+*N+W*+*W
3	Fins Left On	<b>Cat. No.</b> Configurations	<b>AWPOF-30x</b> 4-gang~ N+N+N	<b>AWPOF-31x</b> 6-gang~ W+N+N+N	<b>AWPOF-32x</b> 9-gang W+N+N+N+W	<b>AWPOF-33x</b> 11-gang W+W+N+N+N+W	<b>AWPOF-34x</b> 14-gang W+W+N+N+N+W+W
	Fins Removed	<b>Cat. No.</b> Configurations	<b>AWP00-30x</b> 3-gang N*+*N*+*N	<b>AWP00-31x</b> 5-gang W+N*+*N*+*N	<b>AWP00-32x</b> 7-gang W+N*+*N*+*N+W	<b>AWP00-33x</b> 9-gang W*+*W+N*+*N*+*N+W	<b>AWP00-34x</b> 11-gang W*+*W+N*+*N*+*N+W*+*W
4	Fins Left On	<b>Cat. No.</b> Configurations	<b>AWPOF-40x</b> 4+1-gang~ N+N+N+N	<b>AWPOF-41x</b> 6+1~ or 8-gang W+N+N+N+N	<b>AWPOF-42x</b> 8+1~ or 10-gang W+N+N+N+N+W	<b>AWPOF-43x</b> 13-gang W+W+N+N+N+W	<b>AWPOF-44x</b> 15-gang W+W+N+N+N+W+W
	Fins Removed	<b>Cat. No.</b> Configurations	<b>AWP00-40x</b> 4-gang N*+*N*+*N*+*N	<b>AWP00-41x</b> 6-gang W+N*+*N*+*N*+*N	<b>AWP00-42x</b> 8-gang W+N*+*N*+*N*+*N+W	<b>AWP00-43x</b> 10-gang W*+*W+N*+*N*+*N*+*N+W	<b>AWP00-44x</b> 12-gang W*+*W+N*+*N*+*N*+*N+W*+*W
5	Fins Left On	<b>Cat. No.</b> Configurations	<b>AWPOF-50x</b> 7-gang~ N+N+N+N+N	<b>AWPOF-51x</b> 9-gang~ W+N+N+N+N+N	<b>AWPOF-52x</b> 11~ or 12-gang W+N+N+N+N+N+W	<b>AWPOF-53x</b> 14-gang W+W+N+N+N+N+N+W	<b>AWPOF-54x</b> 17-gang W+W+N+N+N+N+N+W+W
	Fins Removed	<b>Cat. No.</b> Configurations	<b>AWP00-50x</b> 5-gang N*+*N*+*N*+*N*+*N	<b>AWP00-51x</b> 7-gang W+N*+*N*+*N*+*N*+*N	<b>AWP00-52x</b> 9-gang W+N*+*N*+*N*+*N*+*N+W	<b>AWP00-53x</b> 11-gang W*+*W+N*+*N*+*N*+*N*+*N+W	<b>AWP00-54x</b> 13-gang W*+*W+N*+*N*+*N*+*N*+*N+W*+*W
6	Fins Left On	<b>Cat. No.</b> Configurations	<b>AWPOF-60x</b> 7+1-gang~ N+N+N+N+N N+N	<b>AWPOF-61x</b> 9+1~ or 11-gang W+N+N+N+N N+N	<b>AWPOF-62x</b> 11+1~ or 13-gang W+N+N+N+N+N N+N+W	<b>AWPOF-63x</b> 16-gang W+W+N+N+N+N+N N+N+N+W	<b>AWPOF-63x</b> 18-gang W+W+N+N+N+N+N+N N+N+W+W
	Fins Removed	<b>Cat. No.</b> Configurations	<b>AWP00-60x</b> 6-gang N*+*N*+*N*+*N*+*N*+*N	<b>AWP00-61x</b> 8-gang W+N*+*N*+*N*+*N*+*N	<b>AWP00-62x</b> 10-gang W+N*+*N*+*N*+*N*+*N+W	<b>AWP00-63x</b> 12-gang W*+*W+N*+*N*+*N*+*N*+*N+W	<b>AWP00-64x</b> 14-gang W*+*W+N*+*N*+*N*+*N*+*N+W*+*W


For more information visit [www.leviton.com/renoir2](http://www.leviton.com/renoir2)



# Entertainment Lighting



Lighting Consoles .....	L-3
Wireless DMX .....	L-8
Systems Management .....	L-9
Dimming .....	L-12
Satellite Dimmer Packs .....	L-12
Rack Mount Dimmers .....	L-15
High Density Dimming .....	L-18
Power Extenders .....	L-23
0-10V Reverse Phase Power Extender .....	L-24
Fixtures .....	L-24
Distribution Equipment .....	L-30
Related Products.....	L-31





## Entertainment Lighting

Leviton brings innovative design and simplicity to the world of lighting control solutions with system design, product selection and service. The result: great aesthetics, flexibility and superior lighting design. Only Leviton integrates all your lighting needs into one cohesive system for lighting control that does exactly what you want it to do.

### Products for Every Lighting Control Application

Whether your venue is a place to educate, entertain, worship, broadcast or hold conventions, Leviton has proven lighting solutions. Our team of experienced in-house specialists support rapid product development, offering our customers a top-quality selection of easy-to-install lighting controls.

### World-Class Quality Standards

Backed by a long-standing tradition in quality and ISO 9001 certification, Leviton applies the highest quality standards to the development and manufacture of all our lighting products. Our in-house labs test all products to ensure they meet or exceed the most rigorous industry standards to deliver reliability and performance.

### We Get It Right

Whether you have a technical question or complex shipping instructions, our people will get it right the first time.

### P8724-GST, LEO LED Fresnel and PPICS-V12



## Lighting Consoles

### 3000 Series Consoles

The 3000 Series of consoles is the ideal, cost-effective choice in lighting control product when a basic feature set is required. Designed to be easy to operate, the most often used features are documented on the bottom of the console with connector pin outs permanently screened next to the connector. When basic economical control is required, the 3000 Series is the perfect choice.

#### Features and Benefits

- DMX512 output
- 4 or 8 dimming control channels
- 4 or 8 recordable scene memory
- Bump buttons for each channel or scene
- Master output fader
- Chaser functions:
  - (2) selectable chases
  - Speed control
  - Direction control
  - Audio input

#### 3000 Series Consoles

Item	Description	Cat. No.
3004	4 Control Channels, 4 Scenes	N3004-00D
3008	8 Control Channels, 8 Scenes	N3008-00D



N3008

### MC 7000 Series Consoles

The MC 7000 Series of lighting consoles are simple and flexible with three operating modes. The MC 7000 Series is particularly well-suited to small theaters, stage performances and rental inventories. These products are so easy to program and operate; the instructions are printed right on the consoles.

#### Features and Benefits

- Individual control channels
- 2-scene or 1-scene (wide mode)
- User programmable memory scenes
- User programmable chase functions
- Chase rate control (tap button)
- Grand master
- Blackout function
- Control protocols: NSI Micro-Plex and DMX512

#### MC 7000 Series Consoles

Item	Description	Cat. No.
MC 7008	8 Individual Control Channels, 8 Memory Scenes	N7008-D00
MC 7016	16 Individual Control Channels, 16 Memory Scenes	N7016-D00
MC 7024	24 Individual Control Channels, 24 Memory Scenes	N7024-D00



N7016

### SPOTLIGHT

NAFTA Compliant, Made in the USA

Leviton is the smart choice for GFCIs, Lighting Controls, Occupancy/Vacancy Sensors, Relay Control Panels, Submeters and Entertainment Lighting products that meet NAFTA (North American Free Trade Agreement) or ARRA (American Recovery and Reinvestment Act) requirements. For an up-to-date, comprehensive listing of Leviton's NAFTA or ARRA compliant products go to [www.leviton.com/usa](http://www.leviton.com/usa).



## MC 7500 Series Consoles

Catering to the advanced lighting designer, the 7500 Series features operational modes such as cue stacking, level sensitive chasing and memory scene capability. The encoder wheel and LCD readout make onboard editing quick and easy.

### Features and Benefits

- 2-scene or 1-scene preset or (wide mode)
- Dual split dipless manual crossfaders
- Soft patching
- Auto faders
- Live or blind mode
- Audio sync to chase effects mode
- Cue stacking
- Control protocols: NSI Micro-Plex and DMX512
- MIDI In/Out/Through
- 512 memory scenes
- 16/24/32 chase effects

### MC 7500 Series Consoles

Item	Description	Cat. No.
MC 7516	16/32 Individual Control Channels, 256 Memory Scenes w/37-pin 0-10VDC Output	N7516-000 N7516-0A1
MC 7524	24/48 Individual Control Channels, 384 Memory Scenes w/37-pin 0-10VDC Output w/(2) 37-pin 0-10VDC Output	N7524-000 N7524-0A1 N7524-0A2
MC 7532	32/64 Individual Control Channels, 512 Memory Scenes w/37-pin 0-10VDC Output w/(2) 37-pin 0-10VDC Output	N7532-000 N7532-0A1 N7532-0A2



N7524

## 1000 Series Console

In its simplest application, the 1000 Series Console can be used for recall of recorded scenes. Channel levels are set via the submasters in channel mode or direct via the keypad. Additionally, scenes can record the channel levels per the incoming DMX control signal. In a more complex application, the 1000 Series console can be used as both a scene controller and a backup console, offering immediate recall of a stored scene upon loss of DMX input control signal.

### Features and Benefits

- (6) submasters & (1) master fader
- (40) scene memory
- Scene memories can be assigned to submasters
- Access to all (512) DMX control channels from keypad
- Backup console mode — scene fade and activation upon sudden loss of incoming DMX signal
- Simple to use and easy to carry
- Silver finish
- Operates from included rechargeable battery or from included power supply
- Supports DMX Snapshot
- 19" EIA rack mount option
- LCD power save mode

### 1000 Series Consoles

Item	Description	Cat. No.
1000	Lighting Console and Scene Controller	N1000-006
Rack Mount Ears	19" EIA Rack Mount Ears for 1000 Series	N1RKT-006



N1000

## Innovator Series Consoles

Precise lighting control can be the difference between a good show and a spectacular event. The Innovator Series of lighting consoles gives you the powerful unification of advanced theatrical functions with sophisticated, intelligent control for capabilities never before available at such an economical price. Just as the graphical user interface revolutionized computers, so the Innovator Series revolutionizes the lighting industry. Easy-to-use display and control features seamlessly link intelligent and standard light fixtures to help you create any look you desire.

### Features and Benefits

- Dual independent auto crossfaders address discrete cue lists
- Up to 128 simultaneous crossfades may be executed
- 256 x 64 pixel liquid crystal display with CFL back light provides intelligent device attribute values
- Supports up to 256 automated devices (512 channels total of intelligent light attributes)
- Ethernet based Colornet® standard on all consoles provides DMX512 distribution, remote video and networked hand held remote (Innovator only)
- Up to 2,000 macros
- 24 submasters with up to 8 pages
- 7 Encoder wheels for Individual trait control of motorized devices for pan, tilt and level control
- Trackball
- Stage, preview, device, cue sheet, track sheet, playback, patch and setup display screens
- Cue numbering from .1 to 999.9 via numeric keypad
- Link to cue or macro
- Selective cue recording
- Multi-part cues
- Split up/down fade times
- Overlapping inhibitive or pile-on functions
- Programmable up/dwell/down times
- Master fader
- Blackout button
- Hold/back buttons
- Optional 2nd video card
- 384 Stage lighting channels

Innovator Series Consoles		
Item	Description	Cat. No.
Innovator 24/48	24 Channel Two-Scene Operation, 48 Channel Single Scene	CTP-7-0048
Innovator 48/96	48 Channel Two-Scene Operation, 96 Channel Single Scene	CTP-7-0096
Innovator 72/144	72 Channel Two-Scene Operation, 144 Channel Single Scene	CTP-7-0144
Innovator 600	600 Stage Lighting Channels, 512 Intelligent Lighting Channels	CTP-7-0600
Accessories		Cat. No.
	Factory Installed 2nd Video Port Option	A7003-000
	Hand Held Remote for Innovator	CTP-7-2021
	Littlite 18" Gooseneck High Intensity Work light with 3-pin XLR Connector	CTP-7-5052
	Innovator 24/48 Dust Cover	CTP-7-5061
	Innovator 24/48 Trouping Case	CTP-7-5066
	Innovator 48/96 Dust Cover	CTP-7-5062
	Innovator 48/96 Trouping Case	CTP-7-5067
	Innovator 72/144 Dust Cover	CTP-7-5063
	Innovator 72/144 Trouping Case	CTP-7-5068
	Innovator 600 Dust Cover	CTP-7-5064
	Innovator 600 Trouping Case	CTP-7-5069
	LCD Flat Screen Monitor, 19"	TAMON-F19
	Dust Cover for 19" LCD Monitor	TAMDC-F19



CTP-7-0096



#### Related Products

Combine Entertainment Lighting with Architectural Lighting Controls for smart lighting control solutions  
**See pages K-24 to K-50 in the Lighting & Fan Speed Controls section.**



### 8700 Series Consoles

The 8700 Series lighting control consoles are everything the sophisticated lighting professional needs with enhanced features that make creating your design, programming your show, and executing your masterpiece easy and rewarding. The console delivers all the power you need by offering features like a slide out keyboard, touch screen and outputs for all your possible connections. Rugged and available in multiple models and capacities, the 8700 Series are the consoles for your leading edge creation.

#### Features and Benefits

- 24 or 48 submaster — depending on model. Submasters can activate a scene, cue list, effect, effect rate, attribute or channel
- Conventional lighting — full support for conventional lighting and traditional cue list control
- Automated devices — position control via trackball, attribute control via touch-screen (GX Series) or encoders (all models)
- Cues — support for up to 20,000 cues, each with up to nine parts. Jumps, loops, follows, split fade times and more
- Visualization and design — visualization and design assistance provided with the included Capture software package (PC required)
- Full tracking backup — full tracking backup capability both to secondary console or connected PC
- Effects generation — effects for rapid creation of chases, patterns, shapes and operating modes offering easy live modification
- Capacities — 20,000 cues, 2000 groups, 2000 macros, 2000 effects, 2000 pages, 99 libraries
- Response curves — custom curves for most channel parameters
- Off- and on-line editing — from the comfort of your PC
- Touring models — built-in monitor and attaché style case

#### 8700 Series Consoles

Item	Cat. No.	Sub-Masters	Channels	DMX Outputs	VGA Outputs
GX Series with Integral Touch Screen and Keyboard	P8724-GX	24	2048	4	4
	P8748-GX	48	2048	4	4
24 Submaster w/Touring Case	P8724-GXT	24	2048	4	4
GS Series with Integral Keyboard	P8724-GST	24	1024	2	2
24 Submaster w/Touring Case					
GL Series 24 Submaster w/Touring Case	P8724-GLT	24	512	1	1



P8724-GX



P8724-GLT



Touring Case

## Enlighten Software System

Enlighten DMX lighting control software provides power and flexibility with an easy-to-use system that allows users to create unlimited buttons as looks or sequences. Program Enlighten to a PC or pair Enlighten with a control wing for unparalleled stage control.

### Features and Benefits

- Multiple views to arrange fixtures graphically in different rooms or areas
- Direct fader control with virtual wheel controls
- Color coded button groups, allowing for multiple fixture types on a single page
- Move any button to any position on-screen
- Keyboard shortcuts
- Password protection
- Touch screen compatible
- Expandable up to 24 universes (CPU and USB dependent)
- Assign scene names to buttons for direct scene access
- 3D visualization
- GOBO visualization

### Enlighten

Item	Description	Cat. No.
Enlighten 512 Channel Splitter	1U rack mountable and wall mountable. Expandable up to 24 universes (CPU & USB interface dependent). Front and rear DMX input 3-pin and 5-pin XLR connectors, 4 DMX output 3-pin and 5-pin XLR connectors. Download software at <a href="http://www.leviton.com">www.leviton.com</a>	ENHAI-000
Enlighten 512 Channel Interface	512 DMX channels, expandable up to 24 universes (CPU & USB interface dependent), full support for automated lighting, advance shape generator for effects generation, time-based scheduler, MIDI, AVI, MPEG, WAV event sequencing and programming. Includes Enlighten Opto isolated USB to DMX interface box. Download software at <a href="http://www.leviton.com">www.leviton.com</a>	ENHBI-000
Enlighten Control Wing	2 universes, 1024 channels, features 8 sliders, 1 grand master, 1 manual cross fader, 11 jog wheels, 8 bump buttons and 32 assignable buttons. Includes 2 universe, 1024 channels USB to DMX interface, requires USB connection to PC software over USB. Download software at <a href="http://www.leviton.com">www.leviton.com</a>	ENHBW-000



ENHBI-000



ENHAI-000

## Wireless Indoor and Outdoor DMX

The Cognitive Radio Multiplexer (CRMX) Indoor and Outdoor Wireless DMX by Leviton is the first automated and adaptive wireless technology specifically developed for the lighting industry. CRMX wireless transmissions never disturb, or are disturbed by, other wireless equipment. This fully automated feature offers unrivaled convenience and peace of mind during operation. The wireless DMX products offer this innovation in rugged enclosures designed to meet the particular requirements of the entertainment and archtainment markets.

### Features and Benefits

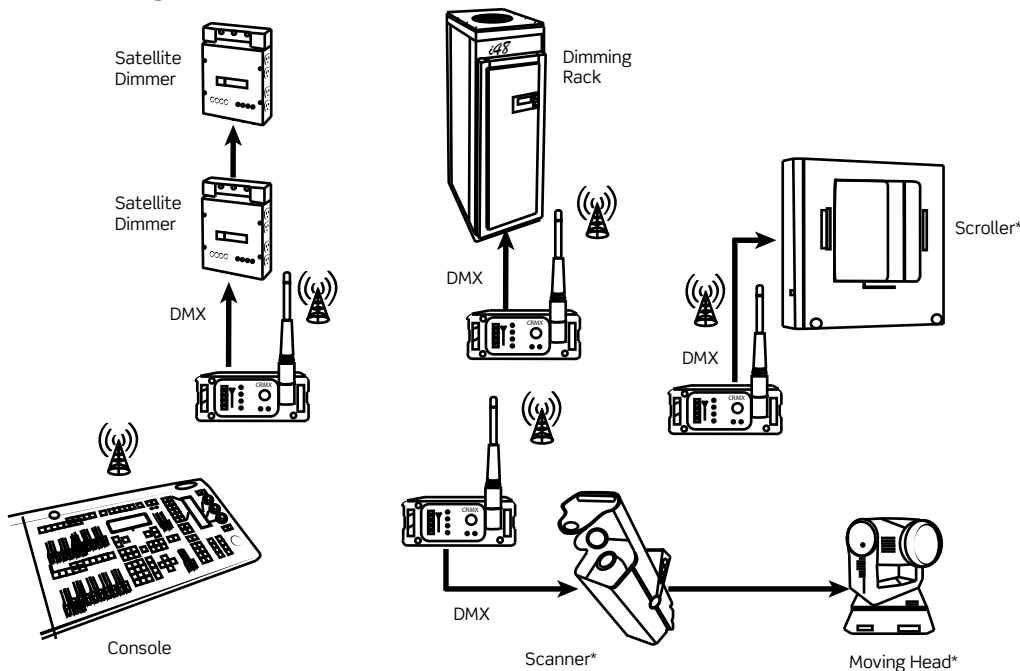
- Automated cognitive coexistence — CRMX wireless transmissions never disturb, or are disturbed by, other wireless equipment
- Synchronization, error correction and low latency (below 5ms, best in industry)
- Fidelity — DMX frame output is identical to frame input
- DALI support — first system to offer DALI support and integrated DMX to DALI protocol conversion (WCRMX-01R only)
- Security — 128 bit encryption ensures no hacker intrusion
- Ease of mounting — indoor models offer multiple mounting options to facilitate easy rigging or rack mounting
- IP65 classification — outdoor models are rated for use in humid environments
- Upgradable — software and firmware easily upgradable
- FCC & ETSI certifications, CE approved
- Supports 1 full DMX universe or up to 512 channels

### Wireless Indoor and Outdoor DMX

Description	Cat. No.
Wireless CRMX Single Universe DMX Indoor Transmitter	WCRMX-I1T
Wireless CRMX Single Universe DMX Indoor Receiver	WCRMX-I1R
Wireless CRMX Single Universe DMX Slim Outdoor Transmitter	WCRMX-O1T
Wireless CRMX Single Universe DMX Outdoor Receiver	WCRMX-O1R
Wireless CRMX Single Universe DMX Transmitter for installation into Piccolo & Piccolo Scan consoles	WCRMX-C1T



### Wireless Diagram



## Systems Management

### DMX Optically Isolated Splitter/Repeater

The DMXSM-H18 splits a single DMX512 channel DMX input into eight completely isolated 512 channel DMX outputs. The device is perfect for segregating automated devices from conventional lighting or when an alternative to the traditional daisy-chained signal routing is desired.

#### Features and Benefits

- 1 input
- 8 outputs
- 100% optically isolated outputs
- Outputs rated to withstand max +48VDC
- DMX512A compliant
- Built-in power switch
- 2-part terminals at rear, series wired, for permanent install

#### DMX Optically Isolated Splitter/Repeater

Description	Cat. No.
Optically Isolated Splitter/Repeater (1 In, 8 Out)	DMXSM-H18



DMXSM-H18

### DMX Input Merger

A DMX merger is used when multiple control inputs must communicate to the same device. A DMX merger helps to completely rid a system of complex, error-prone, multi-location DMX input wiring schemes. This merger combines all eight inputs, using a highest level takes precedence (HTP) philosophy, into a single 512 channel DMX output. All inputs are optically isolated from each other to ensure the protection of sensitive equipment. For further extension of the DMX signal, the merger can be combined with Leviton's DMXSM-H18 DMX splitter for an 8 input/8 output DMX powerhouse.

#### Features and Benefits

- 8 inputs
- 1 output
- Inputs merge in highest level takes precedence (HTP) mode
- 100% optically isolated inputs
- Inputs rated to withstand max +48VDC
- DMX512A compliant
- Built-in power switch
- 2-part terminals at rear, series wired, for permanent install

#### DMX Input Merger

Description	Cat. No.
(8) Input Merger (8 In, 1 Out)	DMXSM-H81



DMXSM-H81

#### SPOTLIGHT

#### NAFTA Compliant, Made in the USA

Leviton is the smart choice for GFCIs, Lighting Controls, Occupancy/Vacancy Sensors, Relay Control Panels, Submeters and Entertainment Lighting products that meet NAFTA (North American Free Trade Agreement) or ARRA (American Recovery and Reinvestment Act) requirements. For an up-to-date, comprehensive listing of Leviton's NAFTA or ARRA compliant products go to [www.leviton.com/usa](http://www.leviton.com/usa).



## Network Protocol Converter (NPC)

Leviton's Network Protocol Converter (NPC) products provide exceptional convenience and flexibility as an interface between devices on differing networks. In all cases, 10/100BaseT Ethernet speaking the Colornet 3 protocol is standard. In addition, each model has its own unique I/O, making it a valuable part of the product line. NPC is required for interface to dimmers without Luma-Net® 3 ports.

### Features and Benefits

- Simple universe-based DMX patching
- DMX channel patching (channel by channel)

### NPC XP

#### Features

- Dual remote video display (console and dimmers)
- 19" EIA rack mount or desktop units
- (3) DMX inputs, (3) DMX outputs
- (2) Luma-Net® ports
- (16) analog inputs (0-10VDC & contact closure)

#### Description

#### Cat. No.

NPC XP	NPOXP-00R
NPC XP Memory Card (for NPC XP only)	NPOXP-M16



NPOXP-00R



NPDLR-000

### NPC DLR

#### Features

- Desktop, surface mount or 4-gang backbox (internal receptacles) mounting
- (1) DMX input, (1) DMX output
- (1) Luma-Net® port

#### Description

#### Cat. No.

NPC DLR	NPDLR-000
---------	-----------



NPC 2D

### NPC 2D

#### Features

- Basic configuration from 8700 Series console
- 2-gang backbox with internal Ethernet, external DMX
- Portable unit with C-Clamp for mounting
- (2) DMX inputs, (2) DMX outputs, or one of each
- Power over Ethernet supply
- Protocols supported:
  - ACN
  - SandNet
  - Pathport
  - 8700/HydraNet
  - ColorNet II
  - ArtNet

#### Description

#### Cat. No.

2-Port NPC with (2) 5-Pin Female XLRs	NPC2D-OFF
2-Port NPC with (1) 5-Pin Male and 1-5 Pin Female XLR	NPC2D-OMF
2-Port NPC with (2) 5-Pin Male XLRs	NPC2D-OMM

## I/F 501

The I/F 501 is a very flexible protocol interface device with a host of different in/out combinations of the following protocols: DMX512, CMX, AMX, Micro-Plex, Luma-Net®, MIDI, RS232 and 0-10V analog.

### Features and Benefits

- A precision 20-cue sequence with fade and wait times from 0.1 seconds to 50 minutes may be programmed into the non-volatile memory via the RS-232 port and triggered remotely
- DMX / AMX / CMX / MPX conversion
- 8 pre-programmed auto sequence chases for stand-alone operation
- Interface between a computer and the Luma-Net® network for programming Luma-Net® stations
- Trigger Luma-Net® presets with external contact closures

### I/F 501

Description	Cat. No.
I/F 501, DMX512, Luma-Net® 1	N0501-000
I/F 501, CMX to DMX	N0501-001
I/F 501, MPX/DMX to CMX	N0501-002
I/F 501, AMX to DMX	N0501-003
I/F 501, AMX Output	N0501-004



N0501

### DMX Cable

Description	Cat. No.
3-Pin, 3ft	DMX3P-003
3-Pin, 10ft	DMX3P-010
3-Pin, 25ft	DMX3P-025
3-Pin, 50ft	DMX3P-050
3-Pin, 100ft	DMX3P-100
5-Pin, 3ft	DMX5P-003
5-Pin, 10ft	DMX5P-010
5-Pin, 25ft	DMX5P-025
5-Pin, 50ft	DMX5P-050
5-Pin, 100ft	DMX5P-100
DMX/CMX Control Cable, Custom (Quote Required)	DMX5P-CUS



DMX3P (DMX5P similar)



0A5xx/A3Fxx/A3Mxx

### DMX Adapters

Description	Cat. No.
5-Pin Female to 5-Pin Female XLR	0A5FF-000
5-Pin Female to 5-Pin Male XLR	0A5FM-000
5-Pin Male to 5-Pin Male XLR	0A5MM-000
3-Pin Female to 5-Pin Female XLR	A3F5F-000
3-Pin Female to 5-Pin Male XLR	A3F5M-000
3-Pin Male to 5-Pin Female XLR	A3M5F-000
3-Pin Male to 5-Pin Male XLR	A3M5M-000



## Dimming Satellite Dimmer Packs

### Comparison Chart

Unit	Number Dimmers	Max Load per Dimmer	Max Load per Pack	Feeder Plug	Non-Dim Mode	Rise Time (µs)	Standard Control	Optional Control
D4DMX	4	1200W	2400W	5-15P	Yes	—	DMX/MPX	—
ND4600	4	600W	2400W	5-15P	No	160	NSI MPX	—
DDS5600	4	600W	2400W	5-15P	Yes	160	NSI MPX	DMX
DDS6000	4	1200W	2400W	2* 5-15 or 20P	Yes	400	NSI MPX	DMX
DDS6000+	4	1200W	4800W	2* 5-15 or 20P	Yes	400	NSI MPX	DMX

### D4DMX

Leviton combines cutting edge technology and performance along with both DMX and Micro-Plex control in the 4-channel programmable D4DMX dimmer pack. It boasts the latest convenience features: resettable circuit breakers in lieu of fuses and one-button setup of digital DMX addressing via a user-friendly LED panel, eliminating dip-switch settings. Its sturdy metal chassis makes this rugged pack ideal for both stationary and portable applications. In addition to multi-channel DMX and Micro-Plex dimming control, these units can also provide a stand-alone chaser function with 16 pre-programmed patterns.

#### Features and Benefits

- Micro-Plex and DMX512 protocols
- Available with DMX on 3-pin or 5-pin, 1111/out XLR receptacles
- Data “in” and “out” provided for circuit breakers not fuses
- Resettable circuit breakers (no fuses to change)
- Simple push button DMX addressing makes setup a snap
- Bright LED display for easy, menu-driven programming
- Adjustable max channels
- Clear operation instructions printed on back of unit for ease of use
- 16 pre-programmed chase patterns with chase speed and chase output level controls
- Input: 120V, 60Hz (15A Edison plug)
- Output: 120V, 60Hz, 1200W per channel, 2400W maximum
- Built-in mounting bracket

#### D4DMX

Description	Cat. No.
D4DMX with 5-Pin DMX, 120V	D4DMX-MD5
D4DMX with 3-Pin DMX, 120V	D4DMX-MD3



D4DMX

### SPOTLIGHT

#### NAFTA Compliant, Made in the USA

Leviton is the smart choice for GFCIs, Lighting Controls, Occupancy/Vacancy Sensors, Relay Control Panels, Submeters and Entertainment Lighting products that meet NAFTA (North American Free Trade Agreement) or ARRA (American Recovery and Reinvestment Act) requirements. For an up-to-date, comprehensive listing of Leviton's NAFTA or ARRA compliant products go to [www.leviton.com/usa](http://www.leviton.com/usa).



**DDS 5600, 6000 AND 6000+**

DDS digital dimming systems combine portability with high caliber rugged performance for a variety of applications. The DDS Series provides Leviton Micro-Plex system connect technology along with 0-10VDC analog control capability, with DMX512 always an available option. The DDS products may be assigned by channel to act as dimmers or as a relay switch for on/off operation of lights or motorized devices. The DDS Series of digital dimming systems are offered in a variety of capacity and power configurations to meet every individual need.

**Features and Benefits**



- 4 individual dimmer/relay channels
- Dual SCR circuit design
- 512 channel address capable
- External fusing for each individual channel
- User select for dimmer/relay operation
- User select for soft start operation to increase lamp life
- Internal jumpers activate 8 auto sequence control programs
- Power on LED indicator
- Control status indicator LED
- Individual channel function LEDs
- NSI 128 channel Micro-Plex (3-pin XLR)
- Optional DMX512 digital control (5-pin XLR )
- Available with either 15 or 20 amp power supply cords

**DDS 5600**

**Features**

600 Watts per Channel, 2400 Watts Maximum Power, 160 Micro-Second Rise Time, Integral Hanging Bracket

Description	Cat. No.
DDS 5600, 15A Power Supply Cord, 120V	N5600-000
DDS 5600, DMX Installed, 15A Power Supply Cord, 120V	N5600-D00
DDS 5600, 20A Power Supply Cord, 120V	N5600-020
DDS 5600, DMX Installed, 20A Power Supply Cord, 120V	N5600-D20
DDS 5600, 15A Power Supply Cord, 240V	N5600-009
DDS 5600, DMX Installed, 15A Power Supply Cord, 240V	N5600-D09

Continued on next page



N5600

Continued from previous page

### Satellite Dimmer Packs

#### DDS 6000 and DDS 6000+

##### Features

**DDS 6000:** 1200 Watts per Channel, 2400 Watts Maximum Power, 400 Micro-Second Rise Time

**DDS 6000+:** 1200 Watts per Channel, 4800 Watts Maximum Power, 2 Power Supply Cords, 400 Micro-Second Rise Time, Optional Screw Terminal Outputs

##### Description

##### Cat. No.

DDS 6000, 15A Power Supply Cord, 120V	N6000-000
DDS 6000, DMX Installed, 15A Power Supply Cord, 120V	N6000-D00
DDS 6000, 20A Power Supply Cord, 120V	N6000-020
DDS 6000, DMX Installed, 20A Power Supply Cord, 120V	N6000-D20
DDS 6000, 15A Power Supply Cord, 120V	N6000-009
DDS 6000, DMX Installed, 15A Power Supply Cord, 240V	N6000-D09
DDS 6000+, Dual 15A Power Supply Cords, 120V	N600P-000
DDS 6000+, DMX Installed, Dual 15A Power Supply Cords, 120V	N600P-D00
DDS 6000+, Dual 20A Power Supply Cords, 120V	N600P-020
DDS 6000+, Knockout, 120V	N600P-02K
DDS 6000+, DMX Installed, Dual 20A Power Supply Cords, 120V	N600P-D20
DDS 6000+, DMX Installed, Knockout, 120V	N600P-D2K
DDS 6000+, Dual 15A Power Supply Cords, 240V	N600P-009
DDS 6000+, Knockout, 240V	N600P-0K9
DDS 6000+, DMX Installed, 240V	N600P-D09
DDS 6000+, DMX Installed, Knockout, 240V	N600P-DK9
DDS 6000+, Knockout, 0-10V Sinking, 120V	N600P-SNK



N6000 (others similar)



#### Related Products

Combine Entertainment Lighting with Architectural Lighting Controls for smart lighting control solutions  
**See pages K-24 to K-50 in the Lighting & Fan Speed Controls section.**

## Rack Mount Dimmers

### NRD 8000

#### Features and Benefits

- 8 channel programmable satellite dimmer system
- 120/240 volt single-phase power operation
- Dual SCR circuit design
- Individual channel circuit breaker protection
- NSI Micro-Plex input and through jacks
- Automatic lamp test function
- Status indicator LEDs
- Toroidal filtering reduces audio interference and extends lamp life
- 19" rack mountable chassis

Unit	Number Dimmers	Max Load per Dimmer	Max Load per Pack	1-Phase Max Feed	3-Phase Max Feed	Non-Dim Mode	Rise Time (µs)	Standard Control	Optional Control
DS 8/12	8	1200W	9600W	40A	—	Yes	350	DMX, MPX, LN1, 0-10VDC	—
DS 8/24	8	2400W	19,200W	80A	—	Yes	350	DMX, MPX, LN1, 0-10VDC	—
DS 12/12	12	1200W	14,400W	60A	40A	Yes	350	DMX, MPX, LN1, 0-10VDC	—
DS 12/24	12	2400W	28,800W	120A	80A	Yes	350	DMX, MPX, LN1, 0-10VDC	—
NRD 8000	8	12W	96W	40A	—	No	4W	MPX	—

#### NRD 8000

##### Features

1200 Watts per Channel, 9600 Watts Maximum Power, 400 Micro-Second Rise Time

##### Description

Description	Cat. No.
NRD 8000, (8) Channel, Edison Output, 120V	N8000-0E0
NRD 8000, (8) Channel, Knockout Panel, 120V	N8000-0K0
NRD 8000, (8) Channel, Edison Output, 240V	N8000-0E9
NRD 8000, (8) Channel, Knockout Panel, 240V	N8000-0K9



N8000

#### SPOTLIGHT

#### NAFTA Compliant, Made in the USA

Leviton is the smart choice for GFCIs, Lighting Controls, Occupancy/Vacancy Sensors, Relay Control Panels, Submeters and Entertainment Lighting products that meet NAFTA (North American Free Trade Agreement) or ARRA (American Recovery and Reinvestment Act) requirements. For an up-to-date, comprehensive listing of Leviton's NAFTA or ARRA compliant products go to [www.leviton.com/usa](http://www.leviton.com/usa).



### DS Modular Dimmers

Leviton's DS digital dimmer systems combine convenient mobility with a rugged design and high caliber performance for a variety of lighting application demands. The DS dimmers include a sixteen character liquid crystal display and front panel keypad for intuitive access to features like presets with time fades, soft patch of DMX and Leviton's Micro-Plex control signals, 0-10VDC analog input control, and module temperature data. LEDs on the front panel also provide status on a host of functions like dimmer control level, active power sources, active DMX512 and NSI Micro-Plex control signals, and temperature conditions. A DMX512 termination switch is provided on the front panel. All of these performance features, combined with the highest power density on the market, makes this dimmer an unbeatable value.

#### Features and Benefits



- Fully modular design
- Dimmer and control modules are easily serviced using removable front panel while dimmer remains in rack
- 8 & 12 channel versions
- 1200 kW & 2400 kW per channel versions
- 16 character X 2 line backlit liquid crystal display
- 20 button function keypad
- Non-volatile EEPROM preset and softpatch storage
- Softpatch capable
- Programmable time fade presets
- Programmable bump buttons
- Front panel accessible DMX512 termination switch
- Magnetic circuit breakers
- Voltage regulation
- DMX512 control Input (5-pin XLR)
- NSI Micro-Plex control input (3-pin XLR)
- NSI Luma-Net® architectural control input
- 0-10VDC analog control inputs
- 120V input power — single phase & three phase available
- 15V RMS preheat range
- Full on test/focus
- Over voltage and over temperature protection
- Valid DMX signal indicator
- Valid NSI Micro-Plex signal indicator
- Line power indicator LEDs
- Temperature status LED
- 350 micro-second rise time

#### DS 8-12

##### Features

(8) 1200 Watt Dimmer Relay Channels, 9,600 Watts Maximum Power Capability, Single Phase Power Operation, 2 pole 40 Amps Input Feed

##### Description

##### Cat. No.

Edison 5-20R Outputs	NDS08-1E0
Knockout Panel	NDS08-1K0
Stage Pin Panel	NDS08-1S0



NDS08

#### DS 12-12

##### Features

(12) 1200 Watt Dimmer Relay Channels, 14,400 Watts Maximum Power Capability, Single Three Phase Power Operation, 2 pole 60 Amps / 3 pole 40 Amps Input Feed

##### Description

##### Cat. No.

Edison 5-20R Outputs	NDS12-1E0
Knockout Panel	NDS12-1K0
Stage Pin Panel	NDS12-1S0



NDS12

## DS 8-24

### Features

(8) 2400 Watt Dimmer Relay Channels, 19,200 Watts Maximum Power Capability, Single Phase Power Operation, 2 pole 80 Amps Input Feed

### Description

Edison 5-20R Outputs

### Cat. No.

[NDS08-2E0](#)

Knockout Panel

[NDS08-2K0](#)

Stage Pin Panel

[NDS08-2S0](#)



NDS08

## DS 12-24

### Features

(12) 2400 Watt Dimmer Relay Channels, 28,800 Watts Maximum Power Capability, Single Three Phase Power Operation, 2 pole 120 Amps / 3 Pole 80 Amps Input Feed

### Description

Knockout Panel

### Cat. No.

[NDS12-2K0](#)

Stage Pin Panel

[NDS12-2S0](#)

Edison 5-20R Outputs

[NDS12-2E0](#)



NDS12



### Related Products

Combine Entertainment Lighting with Architectural Lighting Controls for smart lighting control solutions  
**See pages K-24 to K-50 in the Lighting & Fan Speed Controls section.**



## High Density Dimming

### iSeries™

The Leviton iSeries™ line of dimmer products is a cost effective line with a robust mechanical design approach. The series features racks that accommodate from 24 to 96 individual dimmers. The Leviton i48 Quad features double the dimming capacity (48 dimmers) as the i24 in the same basic cabinet.

#### Features and Benefits



- All rack configuration data is stored in rack electronics
- Hot-swappable modules require no programming
- Stores 100 timed backup looks; 12 looks for house or stage
- Optional hand held terminal provides feedback and control at each rack or remotely
- Optional redundant control module provides seamless backup for each rack

#### 24, 96 and 48 Circuit Racks



## iSeries™ Comparison Chart

	<i>iSeries</i> ™ QUAD	<i>iSeries</i> e™
No. Modules	12	12, 24 or 48
No. Circuits	4 per module, 48 per cabinet	Up to 96
Mounting	Wall mountable	12-module cabinet is wall mountable; others free standing
Load Types	<i>Supported by built-in profiles:</i> <ul style="list-style-type: none"> <li>• Incandescent</li> <li>• Magnetic Low Voltage</li> <li>• 2-Wire Fluorescent - Advance Mark 10® and Lutron Tu-Wire®*</li> <li>• 3-Wire Fluorescent - Hi-Lume® and Eco-10™*</li> <li>• Solid State Low Voltage</li> </ul>	<i>Supported by built-in profiles:</i> <ul style="list-style-type: none"> <li>• Incandescent</li> <li>• Magnetic Low Voltage</li> <li>• 2-Wire Fluorescent - Advance Mark 10 and Lutron Tu-Wire®*</li> <li>• 3-Wire Fluorescent - Hi-Lume® and Eco-10™*</li> <li>• Solid State Low Voltage</li> </ul>
Voltage Rating	US & International	US & International
Voltage	+/- 1 Voltage Regulation	+/- 1 Voltage Regulation
Wattage Ratings	1.8 to 2.4kW (4.0kW International)	1.8 to 10kW
Reporting	<ul style="list-style-type: none"> <li>• Overtemp Warning</li> <li>• Overtemp Shutdown</li> <li>• Phase Voltage Anomaly</li> <li>• Data Signal Anomaly</li> </ul>	<ul style="list-style-type: none"> <li>• Overtemp Warning</li> <li>• Overtemp Shutdown</li> <li>• Phase Voltage Anomaly</li> <li>• Data Signal Anomaly</li> </ul>
Additional Features	<ul style="list-style-type: none"> <li>• Remote Programming and Status Reporting</li> </ul>	<ul style="list-style-type: none"> <li>• Remote Programming and Status Reporting</li> </ul>
Interfaces	<ul style="list-style-type: none"> <li>• DMX</li> <li>• Luma-Net®</li> <li>• Analog</li> </ul>	<ul style="list-style-type: none"> <li>• DMX</li> <li>• Luma-Net®</li> </ul>

\*Mark 10® is a registered trademark of Advance Transformer Company.  
Eco-10™ is a trademark and Tu-Wire® and Hi-Lume® are registered trademarks of Lutron Electronics, Inc.



### Related Products

Combine Entertainment Lighting with Architectural Lighting Controls for smart lighting control solutions  
**See pages K-24 to K-50 in the Lighting & Fan Speed Controls section.**

### iSeries™ High Density Dimming Racks

iSeries e™ 24 Rack*	
Description	Cat. No.
24 Module iSeries e™ Dimmer Rack, Standard Configuration	IER24-130
24 Module iSeries e™ Dimmer Rack, 230V, Dual 2.5kW, Sequential or Phase Balanced	IER24-430
24 Module iSeries e™ 230V i48e Dimmer Configured for Dual 5kw Dimmer Modules	IER24-43B

iSeries™ Quad Rack*	
Description	Cat. No.
48 Rack, 120V, Quad 1.8/2.4kW, Sequential/Phase Balanced	IEQ48-130
48 Rack, 230V, Quad 4.0kW, Sequential/Phase Balanced	IEQ48-230

iSeries e™ 48 Rack*	
Description	Cat. No.
48 Module iSeries e™ Dimmer Rack, 120V, Standard Configuration	IER48-130
48 Module iSeries e™ Dimmer Rack, 230V, Dual 2.5kW, Sequential/Phase Balanced	IER48-430
48 Module iSeries e™ Dimmer Rack, 230V, Configured for Dual 5kw Dimmer Modules	IER48-43B

iSeries e™ 96 Rack*	
Description	Cat. No.
96 Module iSeries e™ Dimmer Rack, 120V, Standard Configuration	IER96-130
96 Module iSeries e™ Dimmer Rack, 230V, Dual 2.5kW, Sequential/Phase Balanced	IER96-430

\*Consult factory for additional configurations.  
Sequential option available



IER48



IER96

## iSeries™ Dimmer Modules

### Features and Benefits

- Contains 2 discrete dimmed circuits (i48 Quad has 4 circuits)
- Floating load and line connectors for smooth insertion and removal of module and integrity of all power and control contacts
- Built-in panic function for each dimmer
- Power regulation provides smooth, consistent power output despite fluctuations in power input
- LED on face offers immediate, local feedback at the rack
- Individual module over-temp warning and shutdown feature
- Failure of single module will not affect rack operations
- Ultra-smooth dimming (in 4000 steps)
- Optically isolated control signal to 4000 volts
- Available in U.S. and international voltages

iSeries e™ Dimmer Module		iSeries™ Quad Dimmer Module	
Description	Cat. No.	Description	Cat. No.
2.4kW Single Dimmer Module, 120V	<a href="#">IED18-120</a>	1.8kW, Quad Dimmer Module, 120V	<a href="#">IED43-115</a>
6.0kW Single Dimmer Module, 120V	<a href="#">IED13-150</a>	2.4kW, Quad Dimmer Module, 120V	<a href="#">IED43-120</a>
1.8kW Dual Dimmer Module, 120V	<a href="#">IED23-115</a>	15A Constant Module, 120V	<a href="#">IEC40-115</a>
2.5kW Dual Dimmer Module, 120V	<a href="#">IED23-120</a>	20A Constant Module, 120V	<a href="#">IEC40-120</a>
5.0kW Single Dimmer Module, 230V	<a href="#">IED15-220</a>	4.0kW, Quad Dimmer Module, 230V	<a href="#">IEC43-215</a>
2.5kW Dual Dimmer Module, 230V	<a href="#">IED23-210</a>		
5.0kW Dual Dimmer Module, 230V	<a href="#">IED23-220</a>		



## iSeries™ High Density Dimming Control Modules

### Features and Benefits

- Provide seamless backup for each rack plus control signal mapping

iSeries e™/Quad Control Module	
Description	Cat. No.
iSeries e™ Control Module (iCM), 120/230V, 24 channel	<a href="#">IECM0-124</a>
iSeries e™ Control Module (iCM), 120/230V, 24 channel, Configured	<a href="#">IECM0-12C</a>
iSeries™ I48E/96E Quad Control Module	<a href="#">IECM0-148</a>



## iSeries™ Handheld Terminals

### Features and Benefits

- For remote monitoring and programming of dimmer operating parameters

iSeries e™/Quad Handheld Terminal	
Description	Cat. No.
iSeries e™/Quad Hand Held Terminal (HHT)	<a href="#">TAHHR-01E</a>

\*Consult factory for additional configurations.  
Sequential option available



### Related Products

Combine Entertainment Lighting with Architectural Lighting Controls for smart lighting control solutions  
**See pages K-24 to K-50 in the Lighting & Fan Speed Controls section.**

## 2408 CD

The 2408 CD avoids the limitations of traditional dimming packs, offering a simple solution to both architectural and entertainment lighting needs. The 2408 CD is the height of versatility, providing Micro-Plex, DMX512 and 0-10 Volt analog inputs, as well as Luma-Net® control capability. Its robust, conservative design means this dimmer is built to provide years of dependable service.

### Features and Benefits

- 8 Individual dimmer/relay channels
- 2,400 Watts per channel, 19,200 Watts maximum
- Dual SCR circuit design
- Toroidal filtering reduces audio interference and extends lamp life
- Microprocessor controlled
- 8 fully magnetic circuit breakers
- 120/240 Volt operation
- 512 channel address capable
- Channel address select switch
- Extruded aluminum passive heat dispersion
- NSI Micro-Plex, DMX512 and 0-10 Volt analog inputs
- Luma-Net® architectural control capable
- Pressure screw terminals for hardwire inputs/outputs
- Compatible with 0-10V and Mark 10® ballasts
- 400 micro-second rise time
- Single phase power
- 2 pole 80 Amps
- 2404 CD 4-channel model also available
- 2408 CR relay model also available
- 0-10V control input
- Mark 10® ballast compatible with special software (contact Tech Support for details)

### 2408 CD

Description	Cat. No.
2408 CD with (8) Channels	N2408-CD0
2408 CD with (8) Channels	N2408-CD9
2408 CR with (8) Channels	N2408-CR0
2408 CR with (8) Channels	N2408-CR9
2404 CD with (4) Channels	N2404-CD0



N2408-CD0

### SPOTLIGHT

NAFTA Compliant, Made in the USA

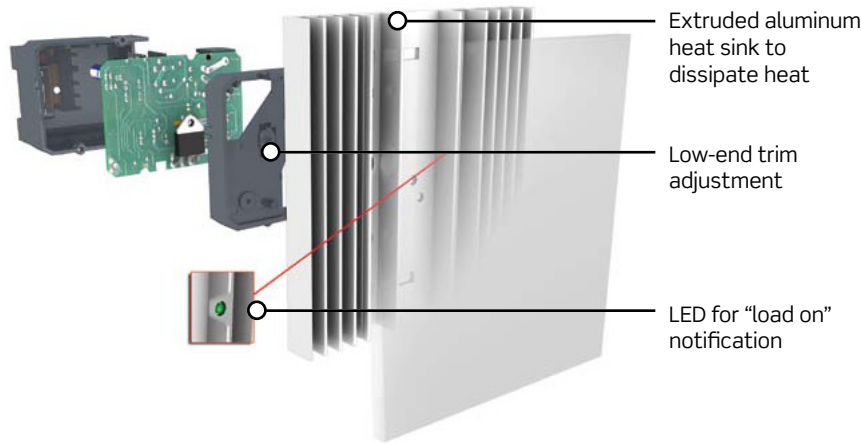
Leviton is the smart choice for GFCIs, Lighting Controls, Occupancy/Vacancy Sensors, Relay Control Panels, Submeters and Entertainment Lighting products that meet NAFTA (North American Free Trade Agreement) or ARRA (American Recovery and Reinvestment Act) requirements. For an up-to-date, comprehensive listing of Leviton's NAFTA or ARRA compliant products go to [www.leviton.com/usa](http://www.leviton.com/usa).



## Power Extenders

Leviton power extenders allow higher and different types of loads to be controlled by dimmers and architectural dimming systems than would otherwise be possible. A variety of models are available for all types of lighting loads.

### Power Extender (Exploded View)



#### Features and Benefits



- Emulate characteristics of connected dimmers in terms of dimming range and resolution
- Available low-end trim for setting minimum brightness level
- Most models can be surface or flush-mounted
- UL Listed

### Standard Power Extenders

Description	Cat. No.	Rating	Color
Extends dimming zone capacity for incandescent, magnetic low-voltage, halogen, or neon/cold cathode lighting	PE100-10W	Input Voltage: 120V 50/60Hz* Load Rating: 1920W/VA Dimmer Input: 120V 50/60Hz	White
Extends dimming zone capacity for Mark 10® Powerline™, Hi-lume®, Lutron Tu-Wire® or equivalent dimmable fluorescent ballasts	PE200-10W	Input Voltage: 120V 50/60Hz* Load Rating: 1920VA Dimmer Input: 120V 50/60Hz	White
Extends dimming zone capacity for Mark 10® Powerline™, Hi-lume®, Lutron Tu-Wire® or equivalent dimmable fluorescent ballasts	PE200-70W	Input Voltage: 277V 50/60Hz* Load Rating: 3000VA Dimmer Input: 120V 50/60Hz	White
Extends dimming zone capacity for Mark 7™ 0-10V, Lutron® 0-10V, OSRAM Sylvania Quicktronic® Helios™ or equivalent ballasts	PE300-D0W	Input Voltage: 120-277VAC 60Hz* Load Rating: 20A-2400VA @ 120VAC, 5500VA @ 277VAC Power Consumption: 6W @ 120VAC, 18W @ 277VAC Output Ballast Control: 0-10VDC Dimmer Input: 120V 60Hz	Metallic Silver
Extends dimming zone capacity for electronic low voltage or incandescent lighting	PE400-10W	Input Voltage: 120VAC 50/60Hz* Load Rating: 1000W/VA Dimmer Input: 120V 60Hz	White
Auxiliary Power Extender, 120VAC, 1920W/VA, Incandescent and Magnetic Low Voltage	PEAUX-12W	Input Voltage: 120-230VAC 50/60Hz* Load Rating: 1920W/VA @ 120VAC, 2300W/VA @ 230VAC Dimmer Input: 120V 50/60Hz	White

\*Load output power is phase independent of control device



PE100/200/400/AUX



PE300-D0W



## 0-10V Reverse Phase Power Extender

The Leviton 0-10V Reverse Phase Power Extender (PE500) converts a 0-10V dimming signal to control a fixed line voltage output. One PE500 is used per fixture run up to the maximum wattage of 450W with a 120V load and up to 1,000W on a 277V load. The PE500 mounts directly into a junction box and is plenum rated for easy installation.

### Features and Benefits

- Converts 0-10V sinking control signals to 120/277V reverse phase control
- Direct J-box mountable
- 120V and 277V compatible
- Auto-sensing voltage switch
- 450W @ 120V, 1,000W @ 277V
- Plenum rated
- One PE500 per fixture run

### Reverse Phase Power Extender

Description	Cat. No.	Rating	Color
0-10V Reverse Phase Power Extender	PE500-DOE	Input Voltage: 110-120VAC, 277VAC, 60Hz Load Rating: 450W/VA @ 110-120V, 1000W/VA @ 277V Input Current: 3.8A Dimming Control: 110-120VAC, 277VAC; converted from 0-10V Controller	White



PE500

## Fixtures

### LEO LED Fixtures

Leviton LEO LED high performance fixtures offer high quality light output and a circular light beam similar to Tungsten lamp fixtures. Guaranteed for color consistency between units, the LEO LEDs offer a smooth and continuous dimming light output and excellent skin tone and gel rendings. Engineered for high quality light output, the LEO LED fixtures feature high color rendering (CRI 90+), are fully dimmable from 0-100% for stepless dimming and are ETL, cETL and CE listed.

### LEO LED Ellipsoidal Zoom

#### Features and Benefits

- Comes in three zoom models covering an 8-55° field angle
- Two color temps:
  - 3,200K
  - 5,600K
- 4 blade shutters
- Real time temperature monitoring to extend the life of the fixture
- Excellent gobo performance

#### LEO LED Zoom

Description	Cat. No.
LEO LED Zoom, 3200K, black, requires compatible lens tube	LED00-30B*
LEO LED Zoom, 5600K, black, requires compatible lens tube	LED00-50B*
LEO LED Lens Tube, zoom, 8-22° beam angle, for use with LEO LED Ellipsoidal Zoom	LED08-LTB*
LEO LED Lens Tube, zoom, 18-36° beam angle, for use with LEO LED Ellipsoidal Zoom	LED18-LTB*
LEO LED Lens Tube, zoom, 30-55° beam angle, for use with LEO LED Ellipsoidal Zoom	LED30-LTB*

\*Lens tube and light engine are purchased separately

Continued on next page



LEO LED Ellipsoidal Zoom

Continued from previous page

## LEO LED Fresnel Zoom

### Features and Benefits

- 100, 200 & 300W models, 3,200K and 5600K
- 8 inch Fresnel lens
- Optical zoom models with 8-22° field angle cone of light
- 1-5 channel DMX control

LEO LED Fresnel	
Description	Cat. No.
LEO LED Fresnel, 3200K, 100W	LFD10-30B
LEO LED Fresnel, 5600K, 100W	LFD10-50B
LEO LED Fresnel, 3200K, 200W	LFD20-30B
LEO LED Fresnel, 5600K, 200W	LFD20-50B
LEO LED Fresnel, 3200K, 320W	LFD32-30B
LEO LED Fresnel, 5600K, 320W	LFD32-50B



LEO LED Fresnel Zoom

## LED Fixtures

Leviton LED Fixtures deliver an exceptional performance and high-powered lighting controls for theaters and studios.

## LED Followspot

### Features and Benefits

- High performance fixture with sort to medium throw design for theaters, concert halls and ballrooms
- 230W LED Followspot
- Two color temps:
  - 3200K
  - 5600K
- Clean, white beam with an optical zoom from 8-15 degrees
- High Color Rendering Index (CRI 90+)
- Slots for iris gobo
- Dual, quiet cooling fan

LED Followspot	
Description	Cat. No.
Medium Throw LED Followspot, 3200K, 230W, black	LEDFS-30B
Medium Throw LED Followspot, 3200K, 230W, white	LEDFS-30W
Medium Throw LED Followspot, 5600K, 230W, black	LEDFS-50B
Medium Throw LED Followspot, 5600K, 230W, white	LEDFS-50W
Heavy Duty Followspot Tripod, black	LEDFS-STD
Heavy Duty Wheels for Followspot Tripod, black	LEDFS-STW



LED Followspot

## LED Cyclorama Light

### Features and Benefits

- Provides a broad wash of light and even field of asymmetrical light for TV studios and theaters
- 350W LED Cyclorama
- 0-100% smooth, flicker-free dimming range
- Red, green, blue and white LEDs
- Built-in sensor for real-time monitoring
- Dual cooling fans, automatic control

LED Cyc Light	
Description	Cat. No.
LED Cyclorama Light, 54 degrees horizontal, 80 degrees vertical	LWCYC-00B



LED Cyc Light

## Fresnel

### Features and Benefits



- Lightweight rugged aluminum construction
- High intensity spot with a smooth even field
- Fully insulated handles
- Smooth focus operation
- Superior ventilation system
- Available in 6" 1KW or 8" 2KW models
- Theater models have medium or pre-focus socket

### Fresnel — Theater

Description	Cat. No.
6" Theater Fresnel, Bare Wire	FR1TH-50B
6" Theater Fresnel, 20A Male Stage Pin Installed	FR1TH-22B
6" Theater Fresnel, 15A Edison Plug Installed	FR1TH-42B
6" Theater Fresnel, 20A Locking Plug Installed	FR1TH-62B
8" Theater Fresnel, Bare Wire	FR2TH-50B
8" Theater Fresnel, 20A Male Stage Pin Installed	FR2TH-22B
8" Theater Fresnel, 15A Edison Plug Installed	FR2TH-42B
8" Theater Fresnel, 20A Locking Plug Installed	FR2TH-62B



FR1TH/FR2TH

## PAR Cans

### Features and Benefits



- Available in PAR 38, 56 & 64 models
- Rigid, rolled edge frame for extra strength
- Solid steel clutch mechanism on PAR 56 and 64
- Includes color frame at no extra cost
- Black, white and chrome finishes available

### PAR Cans

Description	Cat. No.
PAR 38 Fixture with 3ft Cable, Black	PAR38-OBL
PAR 38 Fixture with 3ft Cable, Polished Chrome	PAR38-OCR
PAR 56 Fixture with 3ft Cable, Black	PAR56-OBL
PAR 56 Fixture with 3ft Cable, Polished Chrome	PAR56-OCR
PAR 56 Fixture with 3ft Cable, White	PAR56-OWH
PAR 64 Fixture with 3ft Cable, Black	PAR64-OBL
PAR 64 Fixture with 3ft Cable, Polished Chrome	PAR64-OCR
PAR 64 Fixture with 3ft Cable, White	PAR64-OWH



PAR38-OCR



PAR56-OBL



PAR64-OWH



### Related Products

Combine Entertainment Lighting with Architectural Lighting Controls for smart lighting control solutions  
**See pages K-24 to K-50 in the Lighting & Fan Speed Controls section.**

### Multi-Lens PAR

Leviton's multi-lens PAR fixture offers the economies of a PAR style fixture with the flexibility of multiple lenses to achieve different field angles. Supporting the same 575W & 750W lamps as our LEO Ellipsoidal allows you to consolidate your lamp inventory. Four lenses are offered with each fixture to achieve very narrow, narrow spot and medium and wide flood field angles. Tool free entry for lamp replacement and lens changes, cool-touch lens rotating ring, and rugged die-cast construction make this fixture an excellent complement to any inventory.

Features and Benefits		
<ul style="list-style-type: none"> <li>• Rugged die-cast aluminum construction</li> <li>• Tool free access to reflector, lens and lamp replacement</li> <li>• Thermally insulated knobs</li> <li>• Gel frame retainer clip</li> <li>• Four lenses provided</li> </ul>	<ul style="list-style-type: none"> <li>• Very narrow spot (round beam)</li> <li>• Narrow spot (round Beam)</li> <li>• Medium flood (oval beam)</li> <li>• Wide flood (oval beam)</li> <li>• Insulated lens rotating ring</li> <li>• 36" high temperature lead</li> <li>• C-Clamp</li> </ul>	<ul style="list-style-type: none"> <li>• Removable two-slot accessory holder with self-closing, self-locking latch for safety</li> <li>• Parabolic reflector made of high-grade aluminum, polished to a mirror finish</li> </ul>

Multi-Lens PAR	
Description	Cat. No.
Multi-Lens PAR Fixture 15A 5-15 PBG Plug, Black	<a href="#">PARML-0PB</a>
Multi-Lens PAR Fixture 15A 5-15 PBG Plug, White	<a href="#">PARML-0PW</a>
Multi-Lens PAR Fixture Stage Pin Plug, Black	<a href="#">PARML-0SB</a>
Multi-Lens PAR Fixture Stage Pin Plug, White	<a href="#">PARML-0SW</a>
Multi-Lens PAR Fixture Locking L5-15 Plug, Black	<a href="#">PARML-0TB</a>
Multi-Lens PAR Fixture Locking L5-15 Plug, White	<a href="#">PARML-0TW</a>
Multi-Lens PAR Fixture 15A Bare Wire, Black	<a href="#">PARML-0OB</a>
Multi-Lens PAR Fixture 15A Bare Wire, White	<a href="#">PARML-0OW</a>



### Set Lights

The compact size of these instruments makes them ideal for mounting in tight places. A one-piece reflector — either symmetrical or asymmetrical — is designed to illuminate large surfaces such as cycs, backings and charts, and is ideal for location or small-studio requirements. Integral barn door provides for shaping and sharp cutoffs.

Features and Benefits	
<ul style="list-style-type: none"> <li>• Compact light producing asymmetric pattern</li> <li>• Used for small cycs, backdrops, charts, etc.</li> </ul>	<ul style="list-style-type: none"> <li>• One piece high-efficiency reflector for high output</li> <li>• Barn doors provide sharp cutoff</li> </ul>

Set Lights	
Description	Cat. No.
Set Light with Bare Wire	<a href="#">000SL-50B</a>
Set Light with Stage Pin	<a href="#">000SL-22B</a>
Set Light with Edison	<a href="#">000SL-42B</a>
Set Light with Locking Receptacle	<a href="#">000SL-62B</a>



## Far Cyc

Ideal for uniform, energy-efficient lighting of large cycloramas, Far Cyc lights will uniformly illuminate 40 vertical feet of cyc on 12' centers 10' from cyc. Color frame design permits uniform radiation over color media. Uneven fading is eliminated and color effects filter life is increased by 50 percent. 1kW, 1.5kW and 2kW lamps are available for maximum versatility.

### Features and Benefits

- The premium incandescent cyc light
- Uniformly illuminates 40 vertical feet on 10-12 ft. centers
- 1K-2K lamps available
- Designed for 20A circuits with pass-thru
- 1, 2, 3 or 4 circuit models



3FCxx

### Far Cyc

Description	Cat. No.
1 Cell, with "C" Clamp, Bare Ends, 120V	1FC1V-50B
1 Cell, with "C" Clamp, Stage Pin Connector, 120V	1FC1V-22B
1 Cell, with "C" Clamp, 5-15P Connector, 120V	1FC1V-42B
1 Cell, with "C" Clamp, Locking Receptacle (L5-20P) Connector, 120V	1FC1V-62B
1 Cell, with "C" Clamp, Bare Ends, 220V	1FC2V-50B
2 Cell, with "C" Clamp, Bare Ends, 120V	2FC1V-50B
2 Cell, with "C" Clamp, Stage Pin Connector, 120V	2FC1V-22B
2 Cell, with "C" Clamp, 5-15P Connector, 120V	2FC1V-42B
2 Cell, with "C" Clamp, Locking Receptacle (L5-20P) Connector, 120V	2FC1V-62B
2 Cell, with "C" Clamp, Bare Ends, 220V	2FC2V-50B
3 Cell, with "C" Clamp, Bare Ends, 120V	3FC1V-50B
3 Cell, with "C" Clamp, Stage Pin Connector, 120V	3FC1V-22B
3 Cell, with "C" Clamp, 5-15P Connector, 120V	3FC1V-42B
3 Cell, with "C" Clamp, Locking Receptacle (L5-20P) Connector, 120V	3FC1V-62B
3 Cell, with "C" Clamp, Bare Ends, 220V	3FC2V-50B
4 Cell, with "C" Clamp, Bare Ends, 120V	4FC1V-50B
4 Cell, with "C" Clamp, Stage Pin Connector, 120V	4FC1V-22B
4 Cell, with "C" Clamp, 5-15P Connector, 120V	4FC1V-42B
4 Cell, with "C" Clamp, Locking Receptacle (L5-20P) Connector, 120V	4FC1V-62B
4 Cell, with "C" Clamp, Locking Receptacle (L5-20P) Connector, 220V	4FC2V-50B

### SPOTLIGHT


NAFTA Compliant, Made in the USA

Leviton is the smart choice for GFCIs, Lighting Controls, Occupancy/Vacancy Sensors, Relay Control Panels, Submeters and Entertainment Lighting products that meet NAFTA (North American Free Trade Agreement) or ARRA (American Recovery and Reinvestment Act) requirements. For an up-to-date, comprehensive listing of Leviton's NAFTA or ARRA compliant products go to [www.leviton.com/usa](http://www.leviton.com/usa).



### Entertainment Packaged Systems

Leviton's complete lighting systems provide everything you need to bring your performance to light. From the lamps to the color frames and gels, these are true turnkey systems. With several control packages, there is sure to be a system that's right for you. Need an eight-light configuration? Just add an expansion kit to your base system and you're set. It's the easy, cost-effective way to build just the system you need, when you need it.

**Features and Benefits** 

- Easily expandable by adding more of your own dimmers and lights
- Three kits to choose from
- Color frame included at no extra cost
- Rolled edges for extra strength
- Solid steel clutch on PAR 56 Cans
- Black finish

Entertainment Packaged Systems	
Description	Cat. No.
PAR56 Expansion Kit	HONEK-056
PAR38 Expansion Kit	HONEK-038
PAR56 Mini Kit	HONMK-056
PAR38 Mini Kit	HONMK-038
PAR56 Standard Kit	HONSK-056
PAR38 Standard Kit	HONSK-038

All systems include: stand, control cable, 4 color gels, 4 color frames and 4 lamps

#### PAR38 Standard Kit



#### Entertainment Packaged Systems Comparison Chart

Unit	Mini	Standard	Expansion
PAR38 or PAR56	4	4	4
3004 Console	1	—	—
3008 Console	—	1	—
D4Dmx	1	1	1



## Distribution Equipment

### Skyhook

The Skyhook is a unique retractable lighting support device designed specifically to support theatrical lighting instruments.

#### Features and Benefits

- Revolutionary hide-away retractable lighting support
- 1,000 pound load limit
- All wiring housed inside
- Discrete 4.5" x 4.5" plate is the only visible part
- ETL Listed
- Available with most receptacle types
- Optional data I/O (for example, DMX)



SHxxx (locking connectors shown, others similar)

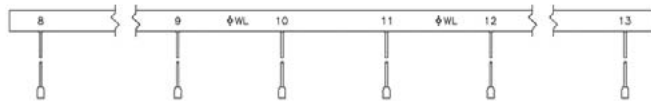
#### Skyhook

Description	Cat. No.
w/(2) 20A PBG	SH000-020
w/(3) 20A PBG	SH000-030
w/(4) 20A PBG	SH000-040
w/(4) 20A Stage Pin	SH000-400
w/(4) 20A Locking Receptacles	SH000-004
w/(2) 20A PBG, (1) 5-Pin DMX Output	SHD00-020
w/(3) 20A PBG, (1) 5-Pin DMX Output, (1) 5-Pin DMX Input	SHDIS-030
w/(1) 20A PBG, (1) 5-Pin DMX Output, (2) 20A Stage Pin	SHD00-210
w/(3) 20A Locking Receptacles, (1) 5-Pin DMX Output, (1) 5-Pin DMX Input	SHDIS-003
w/(3) User Installed Receptacles, (1) 5-Pin DMX Output	SHD00-000
w/(3) User Installed Receptacles, (1) 5-Pin DMX Output, (1) 5-Pin DMX Input	SHDIS-000
w/(2) 20A PBG, (2) User Installed Receptacles	SHXX0-020
w/(3) 20A PBG, (2) User Installed Receptacles	SHXX0-030
w/(2) XLR Punch Outs, (3) User Installed Receptacles	SHXX0-000

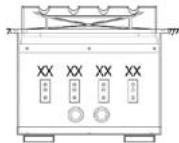
\*Consult factory for additional configurations.  
Sequential option available

### Distribution Equipment

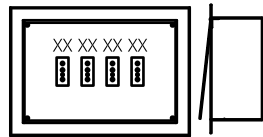
Leviton's distribution equipment is designed for use in theaters, television studios and other spaces where the distribution of power to lighting circuits is required. Providing ease of installation and ease of use along with robust durability, Leviton's distribution equipment is available in standard and complete custom options for any configuration.



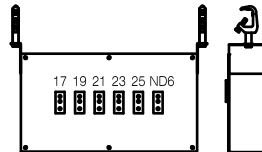
Connector Strip



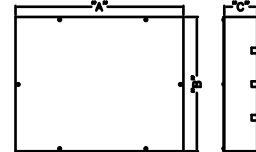
Floor Pockets



Wall Pocket (other sizes available)



Plug Boxes (other styles available)



Gridiron Junction Boxes

#### SPOTLIGHT

NAFTA Compliant, Made in the USA

Leviton is the smart choice for GFCIs, Lighting Controls, Occupancy/Vacancy Sensors, Relay Control Panels, Submeters and Entertainment Lighting products that meet NAFTA (North American Free Trade Agreement) or ARRA (American Recovery and Reinvestment Act) requirements. For an up-to-date, comprehensive listing of Leviton's NAFTA or ARRA compliant products go to [www.leviton.com/usa](http://www.leviton.com/usa).



## Related Products

### Stage Pin Devices

#### Features and Benefits

- Rugged phenolic housings
- One-piece brass blades/contacts for superior current flow
- Slit in male pin provides spring action — compensates for wear
- Made in the USA
- Interchangeable and compatible with competitive pin-type products

See pages **I-40 and I-41** in the Temporary Power section for detailed information on these devices



20A

20A

60A

60A

### Rhino-Hide® Single Pole Cam Devices

#### Features and Benefits

- Santoprene™ insulator is shatter and crack proof
- Slit and cam male contact design compensates for wear
- Color-coded insulators for easy phase identification

See pages **I-2 to I-29** in the Temporary Power section for detailed information on these devices



15 Series Taper Nose



16 Series Taper Nose



18 Series Taper Nose

### NEMA Connection Devices

#### Features and Benefits

- 15A & 20A straight blade
- 15A, 20A & 30A locking
- Power Indication versions available
- Super tough nylon
- One-piece connector contacts
- Fast-threading combination screws
- Solid brass plug blades

See pages **F-5 to F-13** in the Locking Devices section for detailed information on these items



NEMA Connection Devices  
All Black

### NEMA Connection Devices Wetguard® Watertight

#### Features and Benefits

- IP67 Watertight industrial connections
- 15A & 20A straight blade
- 15A, 20A & 30A locking
- High-performance TPV
- Nickel-coated brass blades and contacts
- Watertight cord strain relief system
- Triple drive screws

For detailed information on these items see pages **F-23 to F-26** in the Locking Devices section and pages **C-65 and C-66** in the Straight Blade Devices section



NEMA Connection Devices  
Watertight Wetguard®

## Related Products

### IEC Pin & Sleeve Connection Devices

#### Features and Benefits

- 20A-100A watertight & splash proof
  - Plugs & connectors
  - Receptacles
  - Inlets
- 20A-100A switches
  - Mechanical interlock
  - Non-fused & fused
- Back boxes for all amperages
- Replacement components

See **Section H**, Pin & Sleeve for detailed information on these items



IEC Pin & Sleeve Connection Device

### Portable Power & GFCI Devices

#### GFCI Cord Sets

#### Features and Benefits OUTDOOR

- 20A 125V
- Orange LED indicator light
- Weather-resistant housing & Test/Reset buttons
- Resistant to surge, noise & corrosion
- DIN Rail-Mountable GFCI receptacles also available

See pages **E-17 and E-18** in the GFCIs and AFCIs section for detailed information on these cords



Portable GFCI Cord Set

### The Box™ Power Distribution Boxes

#### Features and Benefits OUTDOOR

- For use where portable power is needed, 6 GFCI protected 20A 125V straight blade or locking receptacles
- 50A 125/250V non-NEMA power connections
- Meets OSHA Regulation 20, Subpart K Standards

See page **I-42** in the Temporary Power section for detailed information on these boxes



The Box™

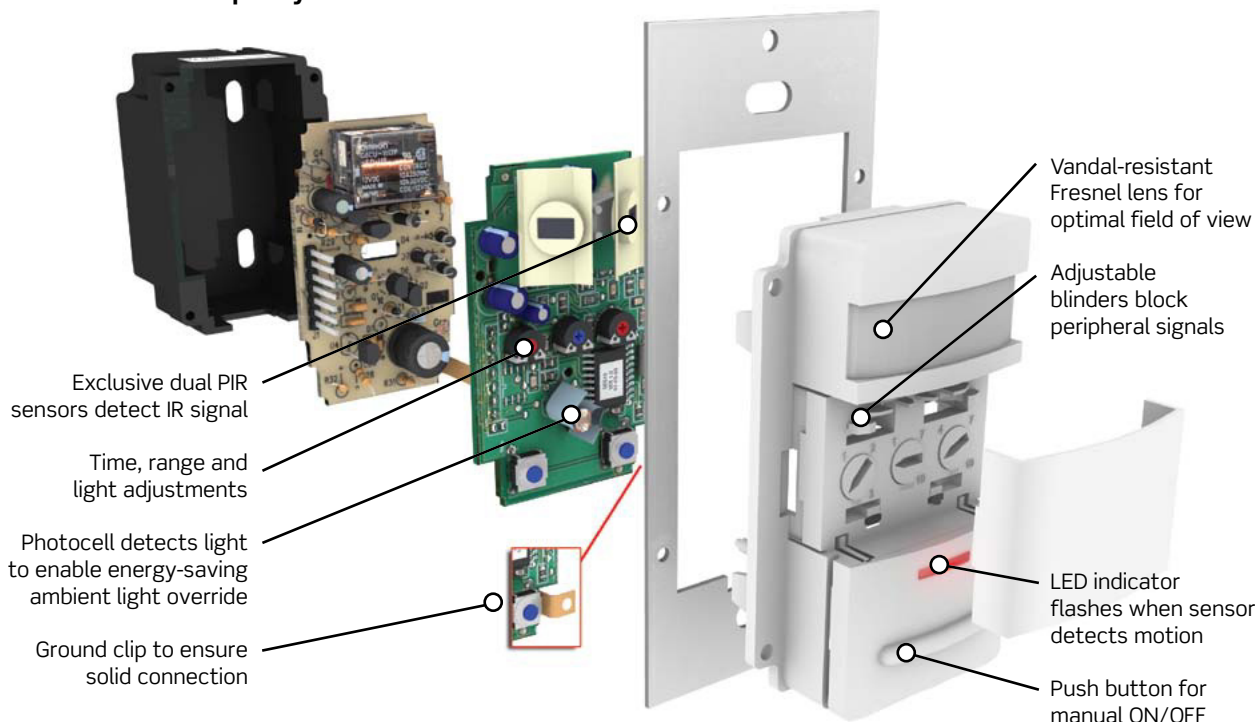
Sensing Control .....	M-2
Wall Switch Sensors .....	M-3
Humidity Sensors .....	M-4
Provolt™ Self-Contained Sensors .....	M-10
Line Voltage Sensors .....	M-15
Low Voltage Sensors .....	M-20
Power Packs and Power Base Adapter .....	M-28
Outdoor Motion Sensors .....	M-32
Photocells .....	M-34
Room Control .....	M-35
Provolt™ Room Controller (PRC) .....	M-35
LevNet RF™ Energy Harvesting Wireless Self-Powered Solutions .....	M-38
Integrated Room Control (IRC) Energy Management System .....	M-43
Lumina™ RF Standalone Room Controller System .....	M-45
Sapphire™ Room Controller .....	M-48
Switcher/Scaler .....	M-49
Centralized Control .....	M-50
EZ-MAX® Plus Relay Control Panels .....	M-50
GreenMAX® Relay Control Panels .....	M-53
Track Light Limiting Panel (TLLP) .....	M-60
Distributed Control .....	M-61
Intellect™ Fixture Control System .....	M-61
GreenMAX® DRC Room Control System .....	M-63
VerifEye™ Submetering Solutions .....	M-67



## Occupancy/Vacancy Sensing Control

Leviton offers a wide selection of occupancy and vacancy sensors for residential and commercial applications. From wall and ceiling mounted to wall switch and wireless, with passive infrared, ultrasonic or multi-technology sensing; Leviton sensors provide smart energy saving solutions for both indoor and outdoor use.

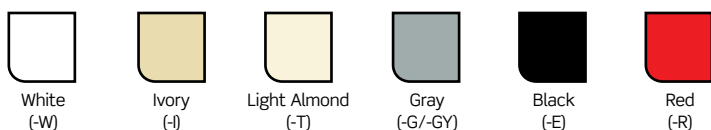
### Wall-Switch Occupancy Sensor ODSIØ



## Definition of Occupancy, Vacancy, Motion and Humidity Sensors

Type of Sensor	Definition
<b>Occupancy</b>	A device with which the lights/load automatically turn ON when motion is detected within an area and automatically OFF after a designated period of time passes from the point the area was vacated.
<b>Vacancy</b>	A device with which the lights/load must be manually turned ON but will automatically turn OFF after a designated period of time passes from the point the area was vacated.
<b>Motion</b>	An occupancy sensor used for exterior areas.
<b>Humidity</b>	Detects excess humidity in a room and activates the ventilation fan to lesson condensation, will automatically turn OFF the fan when the humidity level has dropped.

**Color Choices** Occupancy Sensing control devices are offered in a wide range of colors. To order colors, add suffix to Cat. No.



Note: Not all models come in all colors. Color Change Kits available for specific devices. See listings for details



## Decora® Wall Switch Occupancy, Vacancy and Humidity Sensors

The residential offering is a selection of sensors. These sensors combine state-of-the-art technology with a sleek look to provide optimal management of lighting and motor loads and a choice of either Manual-ON (Vacancy Sensor) or Automatic-ON (Occupancy Sensor) switching. The Humidity Sensor and Fan Control detects excess humidity and automatically activates the ventilation fan.

### Features and Benefits

- Available in Automatic-ON or Manual-ON models
- Provides 180° Field of View, 900 sq. ft. coverage
- Adjustable delayed OFF time can be set for 30 seconds, 5 minutes, 15 minutes or 30 minutes
- Adjustable ambient light sensor prevents Auto ON when there is ample natural sunlight
- No neutral required (except IPS15/IPV15 models)
- Vacancy models can be used to comply with 2019 California Title 24, Part 6, Vacancy Control Device Requirements
- Occupancy sensors can be adjusted so they function as vacancy sensors
- Screw terminals for easier installation
- Compatible with Decora Plus™ screwless wallplates and Decora® wallplates
- Packaged with three colors in one box: White, Ivory and Light Almond

### Dimming Sensor — IPSD6/IPVD6

- Single pole or 3-way when used with a 3-way switch
- For use with dimmable LED/CFL and incandescent loads

### Relay Sensor — IPS02/IPV02, IPS05/IPV05

- Single pole only
- For use with LED, CFL, incandescent, fluorescent and motor loads

### Relay Sensor — IPS06

- Single pole or 3-way when used with a 3-way switch
- For use with incandescent and LED loads

### Relay Sensor — IPS15/IPV15

- Single pole or 3-way when used with IPV0R sensor remote or with VP0SR switch remote
- For use with LED, CFL, incandescent, fluorescent ballast or motor loads, 1800W max load

### Sensor Remote — IPV0R

- For use in 3-way applications with the IPS15 or IPV15 sensor
- 180°, 900 sq. ft. coverage

### Decora® Residential Grade Wall Switch Infrared Occupancy and Vacancy Sensors

Description	Cat. No.	Color	Rating
Relay Vacancy Sensor, single pole, 180° Field of View, 900 sq. ft. coverage	IPV02-1L	W, T	150W LED/CFL, 1/6 HP Motor 300W Incandescent/FL Ballast
Relay Occupancy Sensor, single pole, 180° Field of View, 900 sq. ft. coverage	IPS02-1L	W, I, T, G, B, E	
Relay Vacancy Sensor, single pole, 180° Field of View, 900 sq. ft. coverage	IPV05-1L	Z	150W LED/CFL, 1/6 HP Motor 600W Incandescent/FL Ballast
Relay Occupancy Sensor, single pole, 180° Field of View, 900 sq. ft. coverage	IPS05-1L	Z	
Occupancy Sensor, single pole or 3-Way, 180° Field of View, 900 sq. ft. coverage	IPS06-1L	W	150W LED 600W Incandescent/Halogen
Dimming Vacancy Sensor, single pole or 3-Way, 180° Field of View, 900 sq. ft. coverage	IPVD6-1L	Z	150W LED/CFL 600W Incandescent
Dimming Occupancy Sensor, single pole or 3-Way, 180° Field of View, 900 sq. ft. coverage	IPSD6-1L	Z	
Relay Vacancy Sensor, single pole or 3-Way*, 180° Field of View, 900 sq. ft. coverage, neutral required	IPV15-1L	Z	600W LED/CFL 1800W Incandescent 1800VA Fluorescent Ballast, 1/2 HP
Relay Occupancy Sensor, single pole or 3-Way, 180° Field of View, 900 sq. ft. coverage, neutral required	IPS15-1L	Z	
Sensor Remote, 120VAC, Manual-ON, Auto-OFF for use with IPS15 or IPV15 Sensor	IPV0R-1L	Z	No Load Rating

\*When used with VP0SR or IPV0R remotes.

For more information visit [www.leviton.com/sensors](http://www.leviton.com/sensors)

Continued on next page



IPS05-1L



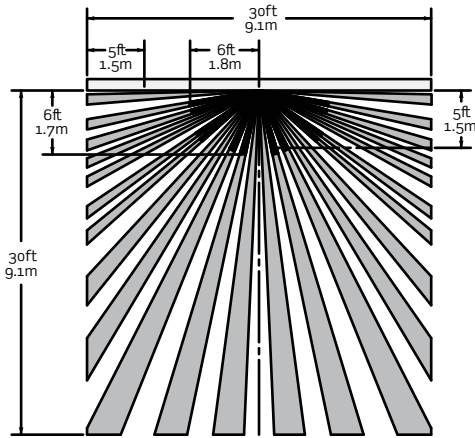
IPSD6-1L



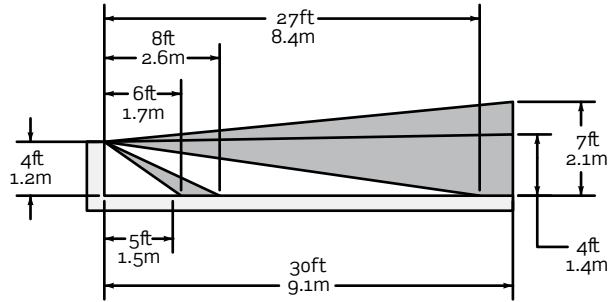
Continued from previous page

## Field of View for Decora® Residential Wall Switch Infrared Occupancy and Vacancy Sensors

Field-of-View (Horizontal)



Field-of-View (Side, Vertical)



## Decora® Residential Grade Wall Switch Humidity Sensor and Fan Control

### Features and Benefits

- Replaces a single pole switch for control of a ventilation fan or a fan/light combination
- Automatically detects rising humidity and activates a ventilation or exhaust fan in a bathroom
- Manual ON option to address immediate ventilation needs
- Neutral wire is required for operation
- Microprocessor control with digital sensing technology
- Can be used to comply with the requirements of 2019 California Title 24, Part 6, Indoor Air Quality and Mechanical Ventilation
- Can be used to comply with the requirements of 2019 CALGREEN, Part II, Indoor Air Quality and Exhaust
- Meets the requirements of ASHRAE 62.2
- Air Cycle mode for continuous operation with hourly pre-set time outs
- Green LED functions as a status indicator
- Compatible with Incandescent, LED, CFL and Fluorescent lighting loads
- Use with existing or new ventilation fans up to 1/6 HP, 3 Amp
- Compatible with Decora Plus™ screwless wallplates and Decora® wallplates

### Decora® Residential Grade Wall Switch Humidity Sensor and Fan Control

Description	Cat. No.	Color	Rating
Humidity Sensor & Fan Control	IPH55-1L	W, I, T	150W LED/CFL 600W Incandescent 400VA MLV/Fluorescent 1/6 HP (3A) Fan



IPH55-W

### Color Change Kits for Sensors

#### Color Change Kits

Description	Cat. No.	Color
Color Change Kits for Sensors, No Fan Icon	IPDKT-00	W, I, T, E, B

#### Color

To order colors, add suffix to catalog number as follows: Z includes White (-W), Ivory (-I) and Light Almond (-T). Color Change Kits available in the following colors: White (-W), Ivory (-I), Light Almond (-T), Gray (-G), Black (-E) and Brown (-B).

## Decora® Commercial Wall Switch Infrared Occupancy and Vacancy Sensors

### Features and Benefits

#### All ODS Wall Switch Sensors

- Leviton wall switch sensors are designed for operation in a variety of voltages, reducing the need for additional SKUs
- Photocell with ambient light override prevents these devices from switching lights ON when there is ample natural sunlight
- Push-button manual override is used to turn lights ON at any time, regardless of the override setting
- 180° field of view, 2100 sq. ft. of coverage
- One unit can be used for 120V or 277VAC 60Hz incandescent, low voltage and fluorescent lighting with either magnetic or electronic ballasts, and motor loads
- Exclusive dual PIR sensors
- Patented adjustable blinders
- Vandal-resistant Fresnel lens
- Fits in standard wallbox; gangable
- Elegant Decora® wallplate
- Vacancy sensors feature auto-OFF switching on vacancy after manual-ON switch and Can be used to comply with IECC, ASHRAE 90.1, NYC L48, 2019 Title 24, Part 6 occupancy sensing requirements
- Auto-ON/Auto-OFF only sensors prevent an occupant from being able to turn the lights OFF
- Lev-Lok® sensors combine the energy savings of wall switch sensors and time saving Lev-Lok® wiring technology
- Backed by a limited 5-year warranty

#### ODS15-ID PIR Occupancy Sensor

- For use in small offices, conference rooms, classrooms, stockrooms, lounges, restrooms, warehouses and commercial areas
- Exclusive automatic “Walk-Through” sensing increases energy savings by shutting lights within 2 1/2 minutes after momentary occupancy
- Delayed-OFF time interval (10, 20 and 30 minutes) compensates for real-time occupancy patterns, preventing unnecessary ON/OFF switching — with 30 second test mode

#### ODS10-ID PIR Occupancy Sensor

- For use in enclosed offices, storage rooms, copier rooms and closets
- Delayed-OFF time settings: 10, 20 and 30 minutes with 30 second test mode

#### ODS06-ID PIR Occupancy Sensor

- For use in small offices, conference rooms and lounges
- Delayed -OFF time settings: 10, 20 and 30 minutes with 30 second test mode

#### All Night Light Wall Switch Sensors

- For use in conference rooms, classrooms, small offices, lounges, hotel/hospital/office restrooms
- 180° field of view, 1200 sq. ft. of coverage
- Night light with dim feature

#### OSSNL-ID PIR Occupancy Sensor

- Manual delayed-off time settings: 30 seconds test mode, 30 minutes, 1 hour, 2 hours

#### Dual-Relay PIR Occupancy Sensors

- Ideal for classrooms, multimedia and conference rooms, day care centers, offices, and lounges
- Exclusive automatic “walk-through” sensing
- Provides automatic switching for 2 separate banks of fluorescent, incandescent or low-voltage lighting from a single unit
- Delayed-OFF time interval (10, 20 and 30 minutes) compensates for real-time occupancy patterns, preventing unnecessary ON/OFF switching — with 30 second test mode
- Backed by a limited 5-year warranty

*Continued on next page*

Continued from previous page

### Decora® Commercial Wall Switch Infrared Occupancy and Vacancy Sensors

#### Commercial Grade Decora® Wall Switch Infrared Occupancy and Vacancy Sensors\*

Description	Cat. No.	Color	Rating	Coverage
Decora® Wall Switch PIR Occupancy Sensor	ODS06-ID	W, I	Incandescent: 600W @ 120V. LED Fluorescent: 800VA @ 120V, 1500VA @ 277V. 50/60Hz. Motor: 1/4 HP @ 120V	180°, 2100SF
Decora® Wall Switch PIR Occupancy Sensor	ODS06-IN			
Decora® Wall Switch PIR Occupancy Sensor 347V Only Model	ODS10-I3	W	Incandescent: 3470W @ 347V. LED Fluorescent: 3470W @ 347V. 50/60/Hz. Motor: 1/4HP @ 347V	
Decora® Wall Switch PIR Occupancy Sensor	ODS10-ID	W, I, T, G, E, R	Incandescent: 800W @ 120V. LED Fluorescent: 1200VA @ 120V, 2700VA @ 277V. For 60Hz AC only. Motor: 1/4HP @ 120V	
Decora® Wall Switch PIR — Vacancy Model	ODS10-TD			
Decora® Wall Switch PIR — Auto-ON/Auto-OFF Only Model	ODS10-IQ			
Decora® Wall Switch PIR — Lev-Lok® Model	MDS10-I**			
Decora® Wall Switch PIR Occupancy Sensor with Self-Adaptive Technology	ODS15-ID	W, I, T, G, E	Incandescent: 1800W @ 120V. LED Fluorescent: 1800VA @ 120V, 4000VA @ 277V. 50/60Hz. Motor: 1/4HP @ 120V	
Decora® Wall Switch PIR with Self-Adaptive Technology — Vacancy Model	ODS15-TD			
Decora® Wall Switch PIR with Self-Adaptive Technology — Lev-Lok® Model	MDS15-ID**			
Decora® Dual-Relay Wall Switch PIR Occupancy Sensor with Self-Adaptive Technology Default setting = Conference Room Mode*** Alternate setting = Classroom mode****	ODS0D-ID	W, I, T, G, E, R	Primary Relay — LED Fluorescent: 1200VA @ 120V, 2700VA @ 277V. Incandescent: 800W @ 120V. Secondary Relay — LED Fluorescent: 800VA @ 120V, 1200VA @ 277V. Incandescent: 800W @ 120V. 50/60Hz	
Decora PIR Wall Switch 0-10V Dimming Occupancy Sensor***	OSD10-I0	W, I	Electronic Ballast/LED Driver: 800W @ 120V 1000W Magnetic Ballast 1/6HP Motor Electronic Ballast/LED Driver/Magnetic Ballast: 1800W @277V 1/6HP Motor	180°, 1000SF (92.90SM)

\*Consult with factory for 208, 220, 230, and 240V models. \*\*For Lev-Lok® wiring modules see ordering information below.

Continued on next page

\*\*\*In Conference Room Mode, both primary and secondary relays respond to ambient light override.

\*\*\*\*In Classroom Mode, primary relay responds only to ambient light override



ODS06-INW/ODS06-IDW  
ODS10-IDW/ODS15-IDW



ODS0D-IDW



OSD10

Continued from previous page

Commercial Grade Decora® Wall Switch Infrared Occupancy and Vacancy Sensors*				
Description	Cat. No.	Color	Rating	Coverage
Decora® Wall Switch PIR Occupancy Sensor with LED Night Light	OSSNL-ID	W, I, T, G, E	Incandescent: 800W @ 120V. LED Fluorescent: 1200VA @ 120V, 2700VA @ 277V.	180°, 1200SF
Decora® Wall Switch PIR with LED Night Light, CA Title 24 - Vacancy Model	OSS10-IN	W, I, E	Motor: 1/8 HP @ 120V	
Decora® Wall Switch PIR 24V Occupancy Sensor	OSS24-I0W	W	24VDC, 10mA max for each output	180°, 2100SF
Protective Cage for Wall Switch Sensors	OSWWG-P0W	W	—	—

\*Consult with factory for 208, 220, 230, and 240V models.



OSSNL-IDW, OSS10-INW



OSS24

### Lev-Lok® Occupancy Sensor Modules, 20A, 347V

Description	Cat. No.	Color
Stranded	MSPSW-XST	Yellow
Solid	MSPSW-XSD	Yellow

## Decora® Commercial Wall Switch Multi-Technology Occupancy and Vacancy Sensors

Convenient switch and occupancy sensor combo in a sleek Decora® unit. Advanced passive infrared technology provides highly accurate monitoring in a variety of commercial applications. The OSSMD and OSSMT combine passive infrared and ultrasonic technologies to provide maximum sensitivity with immunity to false triggering.

### Features and Benefits

- Leviton Wall Switch Sensors are designed for operation in a variety of voltages, reducing the need for additional SKUs

#### OSSMT-MD, OSSMT-GD, OSSMD-MD, OSSMD-GD



- OSSMT ideal for private and executive offices, conference rooms, storage areas, restrooms, classrooms, lounges, and training areas, or areas where minor motion is likely to occur
- OSSMD ideal for bi-level offices, partitioned areas and restrooms or other areas where minor motion is likely to occur
- Photocell with ambient light override prevents lights from turning on when there is ample natural light
- Manual override turns lights on at any time regardless of override setting
- Exclusive automatic “walk-through” sensing increases energy savings by shutting lights OFF within 2 1/2 minutes after momentary occupancy
- Manual delayed-off-time settings (10, 20, and 30 minutes) compensate for real-time occupancy patterns, preventing unnecessary ON/OFF switching — with 30 second test mode
- Single-pole and 3-way wiring
- Adjustable integral blinders with 180° to 32° field-of-view
- Can be used to comply with 2019 Title 24, Part 6 Manual ON/Auto OFF requirements
- Backed by a limited 5-year warranty

Continued on next page

Continued from previous page

### Decora® Commercial Wall Switch Multi-Technology Occupancy and Vacancy Sensors

M Energy Management

Commercial Grade Decora® Wall Switch Multi-Technology (PIR & US) Occupancy and Vacancy Sensors*  				
Description	Cat. No.	Color	Rating	Coverage
Decora® Wall Switch Multi-Technology Occupancy Sensor with Self-Adaptive Technology	OSSMT-MD	W, I, T, G, E, R	Incandescent/Tungsten: 800W @ 120V. LED Fluorescent: 1200VA @ 120V, 2700VA @ 277V.	180°, 2400SF
Decora® Wall Switch Multi-Technology with Self-Adaptive Technology — Vacancy Model	OSSMT-TM	W, I, T	Motor: 1/4HP @ 120V	
Decora® Wall Switch Multi-Technology with Self-Adaptive Technology — Auto-ON/Auto-OFF Only Model	OSSMT-MQ	W, I, E		
Decora® Wall Switch Multi-Technology with Self-Adaptive Technology — 347V Only Model	OSSMT-M3	W, I	Incandescent/Tungsten: 800W @ 120V. LED Fluorescent: 1200VA @ 120V, 2700VA @ 277V, 1500VA @ 347V. Motor: 1/4HP @ 120V	
Decora® Wall Switch Multi-Technology Occupancy Sensor. No neutral wire required for installation	OSSMT-GD	W, I, T, G, E, R	Incandescent/Tungsten: 800W @ 120V. LED Fluorescent: 1200VA @ 120V, 2700VA @ 277V.	
Decora® Wall Switch Multi-Technology with No Neutral — Vacancy Model	OSSMT-GT	W, I, T	Motor: 1/4HP @ 120V, 50/60 Hz	
Decora® Wall Switch Multi-Technology with No Neutral — Auto-ON/Auto-OFF Only Model	OSSMT-GQ	W, I, E		
Decora® Wall Switch Multi-Technology with No Neutral — Lev-Lok® Model**	MSSMT-GD**	W, I, T, G, E		
Decora® Dual-Relay Wall Switch Multi-Technology Self-Adaptive Technology	OSSMD-MD	W, I, T, G, E	Primary Relay — LED Fluorescent 1200VA @ 120V, 2700VA @ 277V.	
Decora® Dual-Relay Wall Switch Multi-Technology Occupancy Sensor. No neutral wire required for installation	OSSMD-GD	W, I, T, G, E	Incandescent: 800W @ 120V. Secondary Relay — LED Fluorescent: 800VA @ 120V, 1200VA @ 277V. Incandescent: 800W @ 120V. Motor: 1/4HP @ 120V, 50/60 Hz	
Protective Cage for Wall Switch Sensors	OSWWG-POW	W	—	—

\*Consult with factory for 208, 220, 230, and 240V models.

\*\*For Lev-Lok® Occupancy Sensor wiring modules see ordering information on page **M-7**

Continued on next page



OSSMT-MDT/OSSMT-GDT

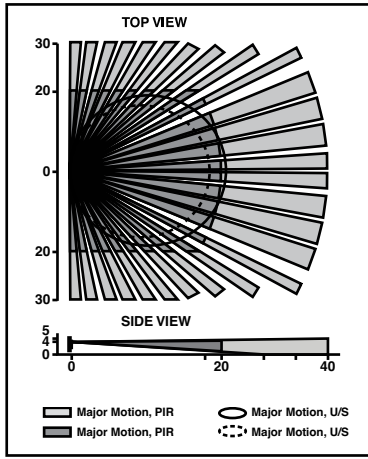


OSSMD-MDW/OSSMD-GDW

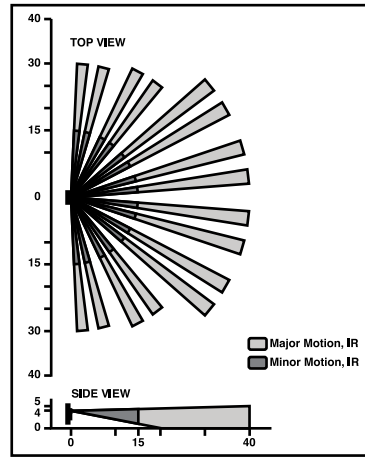
Continued from previous page

Field of View for Commercial Grade Decora® Wall Switch Sensors

OSSMD/OSSMT (in feet)



ODSXX-ID/OSSXX-ID/ODSOD (in feet)



Energy Management

Commercial Programmable Indoor Digital Timer

The TS300 provides energy saving control of indoor incandescent and fluorescent lighting as well as motor loads such as fans and circulating pumps. The TS300 uses timed override features to allow lights and HVAC to remain ON for a specified amount of time to accommodate after-hours crews. The aesthetically pleasing timer is easy to install and can replace any wall switch.

Features and Benefits

- Wallplate locks access to dip switches for tamper resistance
- Backlit LED
- Optional audible blink warning
- No minimum load requirement
- Adjustable time delay and sensitivity
- Dual 120/277 VAC operation
- Can be used to comply with IECC, ASHRAE 90.1, 2019 Title 24, Part 6 occupancy sensing requirements
- UL and cUL listed

Programmable Digital Timer

Description	Cat. No.	Color	Rating
Programmable Digital Indoor Timer, wallplate included	TS300-0DW	W, I	120VAC, 15A Resistive, 10A Ballast, 1200W LED lamp driver, 8A Tungsten, 1/4 HP Motor, 360VA Pilot duty 277VAC, 15A Resistive, 10A Ballast



TS300



## Provolt™ Self-Contained Sensors — Daylight Harvesting Capable Models

The Leviton Provolt™ series of occupancy and vacancy sensors simplifies advanced lighting controls by integrating several control strategies into a compact, self-contained and easy-to-install device. The integrated design alleviates the need for separate power pack, occupancy/vacancy sensor and photocell wiring, making it a low-cost and efficient energy management solution for new construction and retrofits. For true Daylight Harvesting applications, integrated photocells provide consistent Daylight Design Levels by actively switching the connected load(s) ON and OFF in response to available natural light to maximize energy savings.

### Features and Benefits

- Includes occupancy/vacancy sensing, daylight harvesting, and manual-ON/auto-OFF override control in a single unit
- Provides additional energy savings with Ambient Light Override
  - Occupancy/vacancy sensor models include an angled light pipe and flat light pipe for open loop and closed loop daylight harvesting applications
  - Auto-Calibration - photocell intelligently measures light levels to determine optimal daylight design levels for closed loop applications and provides ambient light override capability
- Switching Control Designed for LED Drivers
- Models include single or dual relay
- Dual relay modes include: auto-ON/auto-OFF, manual ON/auto-OFF, auto-ON/manual-ON, fan control, stairwell control, step dimming — alternating daylighting levels, step dimming — load 1 primary
- Auto-adapting — time delay and sensitivity are continually adjusted to room occupancy pattern
- Output short circuit protection — protection against low voltage wiring errors
- BMS input/emergency override
- Industry-exclusive self-configuring local manual switch input supports momentary and maintained switches — no special control stations required
- Industry-exclusive “fail-safe” circuitry assures lights ON to meet life safety requirements
- Industry-exclusive High Inrush Stability (H.I.S.) technology for unmatched durability and service
- Mechanically held 10A latching relay provides dependability and robust performance for all load types
- Zero-crossing circuitry for extended life of the relay
- Simplified commissioning
- Visual LED status indicators
- Easily replaceable lenses are color-coded for contractors and end-users to identify from the ground:
- Integrated photocell tested to less than 1fc accuracy
- Tested to exceed 2 million switching cycles under standard loads
- Passed rigorous NEMA 410 testing for electronic ballast rating
- Can be used to comply with IECC, ASHRAE 90.1, and 2019 Title 24, Part 6 requirements for occupancy/vacancy sensing, UL 773A (Occupancy Standard), UL 924 (Emergency Equipment), cUL Listed, CE, NOM Certified, RoHS, and NY LLC48 Compliant

### Provolt™ Self-Contained Ceiling Mount Occupancy Sensors — Daylight Harvesting Capable

Description	Cat. No.	Coverage	Color	Input Voltage, Rating
Provolt™ Line Voltage Ceiling Mount PIR Occupancy Sensor w/Integrated Photocell, High-Density Lens installed, Mid-Range Lens included	<a href="#">ODC04-IDW</a>	450SF	W	<b>120V, 50/60Hz</b> 8A, Electronic Ballast, 800W/VA, Tungsten Ballast, 1/4 HP Motor
Provolt™ Line Voltage Ceiling Mount PIR Occupancy Sensor w/Integrated Photocell, Extended Range Lens installed, Mid-Range Lens included	<a href="#">ODC15-IDW</a>	1500SF	W	<b>230V, 50Hz</b> 6A/6AX, Electronic Ballast, Magnetic Ballast, 1200W/VA, 1/3 HP Motor
Provolt™ Line Voltage Ceiling Mount U/S Occupancy Sensor w/Integrated Photocell, Extended Range Lens installed	<a href="#">ODC05-UDW</a>	500SF	W	<b>120V, 50/60Hz</b> 8A Electronic Ballast, 800W/VA, Tungsten Ballast, Mid-Range Lens included, 1/4 HP Motor

Continued on next page

Continued from previous page

## Provolt™ Self-Contained Sensors — Daylight Harvesting Capable Models

Provolt™ Self-Contained Ceiling Mount Occupancy Sensors — Daylight Harvesting Capable				
Description	Cat. No.	Coverage	Color	Input Voltage, Rating
Provolt™ Line Voltage Ceiling Mount U/S Occupancy Sensor w/ Integrated Photocell, Extended Range Lens installed	ODC10-JDW	1000SF	W	<b>230V, 50Hz</b> 6A/6AX, Electronic Ballast, 1200VA, 1/3 HP Motor
Provolt™ Line Voltage Ceiling Mount U/S Occupancy Sensor w/ Integrated Photocell, Extended Range Lens installed	ODC20-JDW	2000SF		<b>277V, 50/60Hz</b> 5A, Electronic Ballast, 1200W/VA, Tungsten Ballast, 1/3 HP Motor
Provolt™ Line Voltage Ceiling Mount Multi-Technology Occupancy Sensor w/Integrated Photocell, Extended Range Lens installed	ODC05-MDW	500SF		<b>230V, 50Hz</b> 6A/6AX, Electronic Ballast, Magnetic Ballast, 1200W/VA, 1/3 HP Motor
Provolt™ Line Voltage Ceiling Mount Multi-Technology Occupancy Sensor w/Integrated Photocell, Extended Range Lens installed, Mid-Range Lens included	ODC10-MDW	1000SF		<b>277V, 50/60Hz</b> 5A, Electronic Ballast, 1200VA, 1/3 HP Motor
Provolt™ Line Voltage Ceiling Mount Multi-Technology Occupancy Sensor w/Integrated Photocell, Extended Range Lens installed, Mid-Range Lens included	ODC20-MDW	2000SF		
Provolt™ Dual Relay Self-Contained Ceiling Mount Occupancy Sensors — Daylight Harvesting Capable				
Description	Cat. No.	Coverage	Color	Input Voltage, Rating
Provolt™ Line Voltage Ceiling Mount PIR Dual Relay Occupancy Sensor w/Integrated Photocell, High-Density Lens installed, Mid-Range Included	O2C04-IDW	450SF	W	<b>120V, 50/60Hz</b> 8A, Electronic Ballast, 800W/VA, Tungsten Ballast, 1/4 HP Motor
Provolt™ Line Voltage Ceiling Mount PIR Dual Relay Occupancy Sensor w/Integrated Photocell, Extended Range Lens installed, Mid-Range included	O2C15-IDW	1500SF		<b>230V, 50Hz</b> 6A/6AX, Electronic Ballast, Magnetic Ballast, 1200W/VA, 1/3 HP Motor
Provolt™ Line Voltage Ceiling Mount U/S Dual Relay Occupancy Sensor w/Integrated Photocell, Extended Range Lens installed	O2C05-JDW	500SF		<b>277V, 50/60Hz</b> 5A, Electronic Ballast, 1200VA, 1/3 HP Motor
Provolt™ Line Voltage Ceiling Mount U/S Dual Relay Occupancy Sensor w/Integrated Photocell, Extended Range Lens installed	O2C10-JDW	1000SF		
Provolt™ Line Voltage Ceiling Mount U/S Dual Relay Occupancy Sensor w/Integrated Photocell, Extended Range Lens installed	O2C20-JDW	2000SF		
Provolt™ Line Voltage Ceiling Mount Multi-Technology Dual Relay Occupancy Sensor w/Integrated Photocell, Extended Range Lens installed	O2C05-MDW	500SF		
Provolt™ Line Voltage Ceiling Mount Multi-Technology Dual Relay Occupancy Sensor w/Integrated Photocell, Extended Range Lens installed, Mid-Range included	O2C10-MDW	1000SF		
Provolt™ Line Voltage Ceiling Mount Multi-Technology Dual Relay Occupancy Sensor w/Integrated Photocell, Extended Range Lens installed, Mid-Range included	O2C20-MDW	2000SF		

Continued on next page

Continued from previous page

## Provolt™ Self-Contained Ceiling Mount Vacancy Sensors

Description	Cat. No.	Coverage	Color	Input Voltage, Rating
Provolt™ Line Voltage Ceiling Mount PIR Vacancy Sensor	O3C15-IDW	1500SF	W	<b>120V, 50/60Hz</b> 8A, Electronic Ballast, 800W/VA, Tungsten Ballast, 1/4 HP Motor  <b>230V, 50Hz</b> 6A/6AX, Electronic Ballast, Magnetic Ballast, 1200W/VA, 1/3 HP Motor  <b>277V, 50/60Hz</b> 5A, Electronic Ballast, 1200V 1/3 HP Motor
Provolt™ Line Voltage Ceiling Mount Multi-Technology Vacancy Sensor	O3C10-MDW	1000SF		
Provolt™ Line Voltage Ceiling Mount Multi-Technology Vacancy Sensor	O3C20-MDW	2000SF		

## Provolt™ Self-Contained Ceiling Mount Vacancy Sensors

Description	Cat. No.	Coverage	Color	Input Voltage, Rating
Provolt™ Line Voltage Ceiling Mount PIR Dual Relay Vacancy Sensor	O4C15-IDW	1500SF	W	<b>120V, 50/60Hz</b> 8A, Electronic Ballast, 800W/VA, Tungsten Ballast, 1/4 HP Motor  <b>230V, 50Hz</b> 6A/6AX, Electronic Ballast, Magnetic Ballast, 1200W/VA, 1/3 HP Motor  <b>277V, 50/60Hz</b> 5A, Electronic Ballast, 1200V 1/3 HP Motor
Provolt™ Line Voltage Ceiling Mount Multi-Technology Dual Relay Vacancy Sensor	O4C10-MDW	1000SF		
Provolt™ Line Voltage Ceiling Mount Multi-Technology Dual Relay Vacancy Sensor	O4C20-MDW	2000SF		

ODC20-MDW



ODC20-MDW (top view)



O3C20-MDW

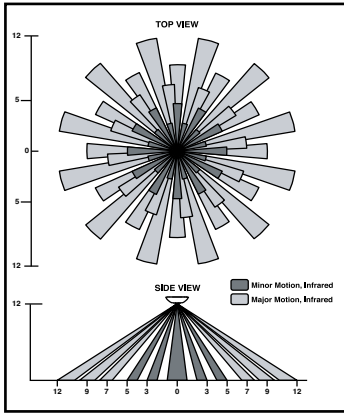


Continued on next page

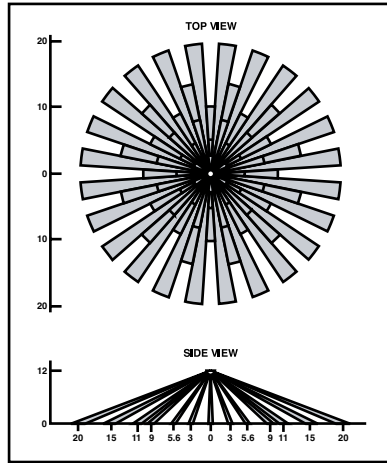
Continued from previous page

Field of View for Provolt™ Self-Contained Ceiling Mount Sensors

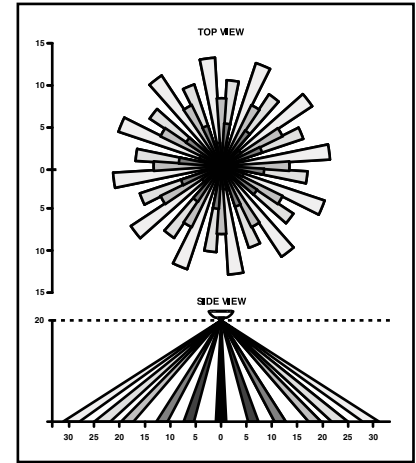
Provolt™ Series Infrared Sensors (in feet)



ODC04-IDW  
(High Density: Blue Lens), O2C04-IDW

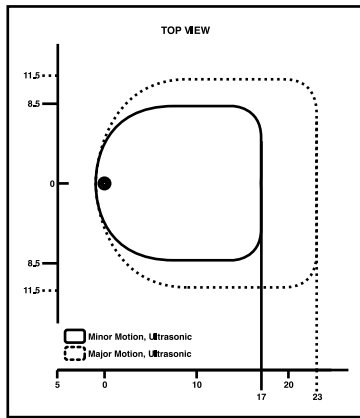


ODC15-IDW, O3C15-IDW,  
O2C15-IDW (Extended Range:  
Black Lens), O4C15-IDW

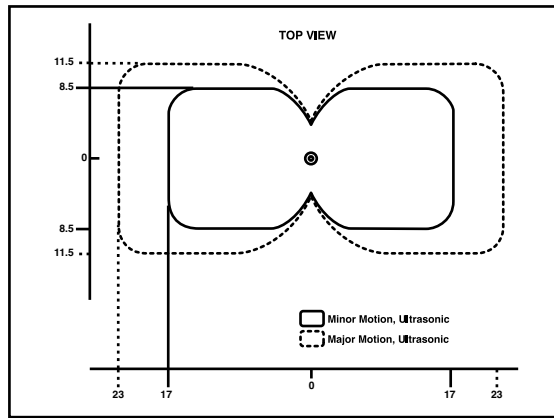


Mid-Range Lens — Mounting up to  
20 feet (Included with all PIR  
and Multi-Tech Models)

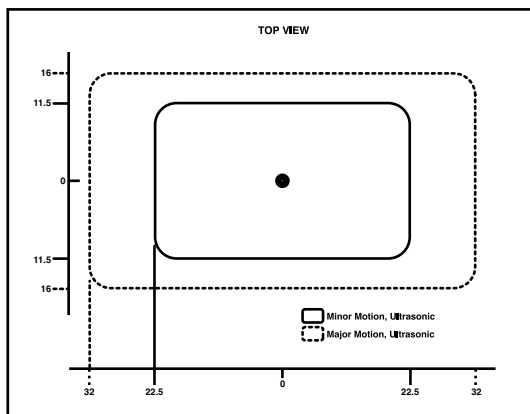
Provolt™ Series Ultrasonic Sensors (in feet)



ODC05-UDW, O2C05-UDW



ODC10-UDW, O2C10-UDW



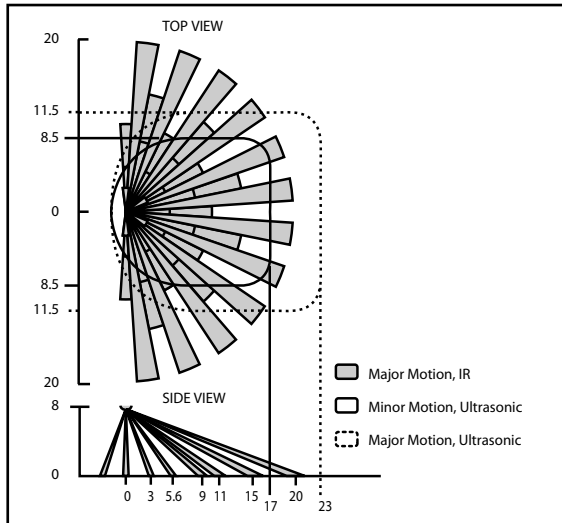
ODC20-UDW, O2C20-UDW

Continued on next page

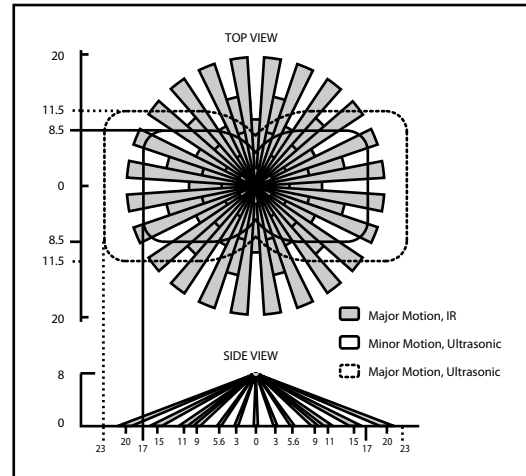
Continued from previous page

## Field of View for Provolt™ Self-Contained Ceiling Mount Sensors

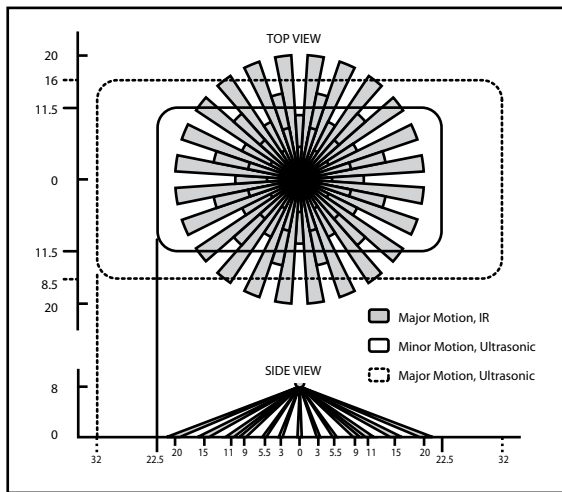
Provolt™ Series Multi-Technology Sensors (in feet)



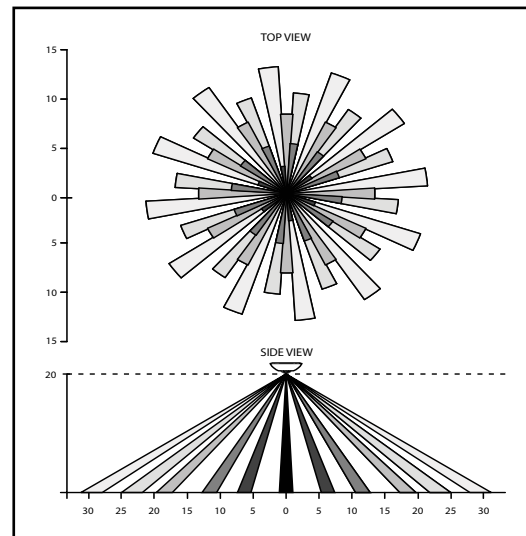
ODC05-MDW (High Density: Blue Lens),  
O2C05-MDW



ODC10-MDW, O3C10-MDW, O2C10-MDW  
(Extended Range: Black Lens), O4C10-MDW



ODC20-MDW, O3C20-MDW,  
O2C20-MDW, O4C20-MDW



Multi-Range Lens — Mounting up to 20 feet  
(Included with all PIR and Multi-Tech Models)

### SPOTLIGHT Dollars & Sensors

Get a quick, accurate payback analysis on your occupancy sensors investment. Dollars & Sensors® will do for you in minutes what it takes other programs to complete in a week. Stop wasting time and energy and let Leviton's Dollars & Sensors® program do the analysis for you. For more information go to [www.leviton.com/dollarsandsensors](http://www.leviton.com/dollarsandsensors).



## Line Voltage Occupancy/Vacancy Sensors

### Self-Contained Infrared Ceiling Mount Occupancy Sensors

PIR Occupancy Sensor with built-in relay — separate Power Pack not required.

#### Features and Benefits

- Sensor and switching relay combined in a single, self-contained unit — no control unit (power pack) required
- Switching control of LED drivers
- Ambient light override option prevents lights from turning on when there is ample natural light
- ODC and ODW Power Base Combo Sensors combine sensors with the OPB15 Power Base Adapter to convert low voltage sensors into self-contained line voltage sensors for immediate energy savings
- Adjustable delayed-OFF-time settings from 20 seconds (for test mode) to 15 minutes
- Small, unobtrusive self-contained unit

#### Ideal Uses

- Storage areas, small bathrooms, copy rooms, and a variety of small spaces without wall switches

#### Self-Contained Infrared Ceiling Mount Occupancy Sensors

Description	Cat. No.	Color	Rating	Coverage
Self-Contained PIR Ceiling Mount Occupancy Sensor and Switching Relay, 120V	ODC0S-I1W	W	Incandescent: 1000W @ 120V. LED Fluorescent: 1000VA @ 120V. Motor: 1HP @ 120V, 50/60Hz	360°, 530SF*
Self-Contained PIR Ceiling Mount Occupancy Sensor and Switching Relay, 220V	ODC0S-I2W	W	Incandescent: 1000W @ 220V. LED Fluorescent: 500VA @ 220V. For 50Hz AC only	
Self-Contained PIR Ceiling Mount Occupancy Sensor and Switching Relay, 277V	ODC0S-I7W	W	LED Fluorescent: 2700VA @ 220V, 50/60Hz	
Protective Cage for Ceiling Mount Sensors	ODCCG-000	—	—	

\*When surface mounted on standard 8 foot ceiling



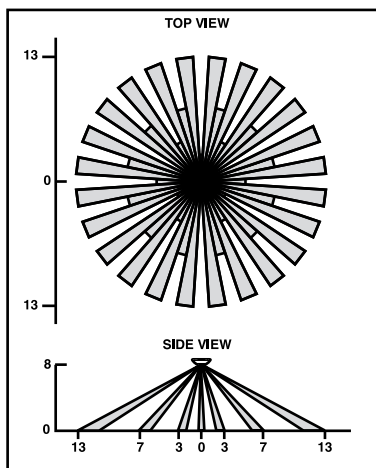
ODC0S-I1W



ODCCG-000

#### Field of View for Self-Contained Infrared Ceiling Mount Occupancy Sensors

ODC0S-I (in feet)





## Line Voltage Sensors

### Line Voltage Sensors with OPB15 Power Base Adapter Combos

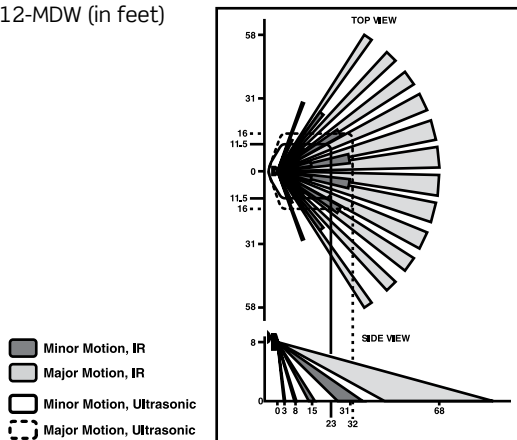
Description	Cat. No.	Color	Coverage	Input Voltage, Rating
Line Voltage Wall Mount Multi-Technology Occupancy Sensor with Power Base Combo	ODW12-MDW	W	1200SF	15A Incandescent, Electronic or Magnetic Fluorescent Ballast.
Line Voltage Wall Mount PIR Wide View Occupancy Sensor with Power Base Combo	ODWVW-IDW		115°, 2500SF	Motor: 3/4 HP @ 120V
Line Voltage Wall Mount PIR Wide View Occupancy Sensor with Power Base Combo	ODWHB-IDW		55ft., 7ft. side @ 30ft. high	
Line Voltage Wall Mount PIR Long Range Occupancy Sensor with Power Base Combo	ODWLR-IDW		100ft., 110° @ 10ft. high	



ODW12-MDW

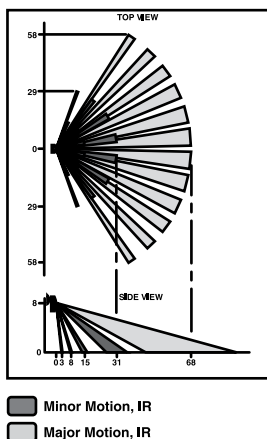
### Field of View for Line Voltage Multi-Technology Wall-Mount Occupancy Sensors

ODW12-MDW (in feet)

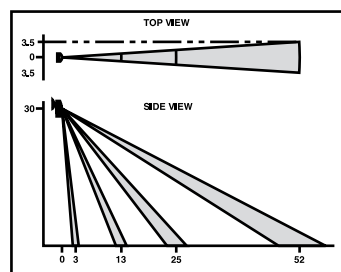


### Field of View for Line Voltage Infrared Indoor Wall-Mount Occupancy Sensors

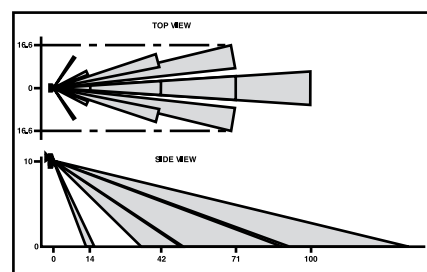
ODWVW Field of View (in feet)



ODWHB Field of View (in feet)



ODWLR Field of View (in feet)



### Self-Contained PIR High Bay and Integral Luminaire Occupancy Sensors

#### Features and Benefits

##### PIR Fixture Mount High Bay Occupancy Sensor

- Universal unit includes two interchangeable lenses for 360° high bay and 360° low bay at no additional cost
- Cold storage models for applications as low as -40°F and 480V models available in non-neutral versions
- Switching control of LED drivers
- Mounts directly to industrial-style fluorescent luminaire or electrical junction box
- Self-contained PIR sensor and relay turn individual fixtures ON/OFF based on occupancy
- Up to 40ft mounting height and quick and easy installation with long 42" leads
- Relay uses zero-crossing circuitry for enhanced reliability and long-life operation
- Bright green LED status indicator blinks to signify that the sensor is functioning properly
- Delayed-OFF time adjustment from 30sec to 20min
- Offset Adapter Accessory snaps into 1/2" knockout to position sensor below fixture body for improved field of view with deep-body fixtures

##### PIR Fixture Mount High/Low-Bay Dimming Occupancy Sensor

- Dimming occupancy sensor with integrated photocell contains two interchangeable 360° high bay and 360° low bay lenses at no additional cost
- Cold storage models for applications as low as -40°F and 347V models available
- Up to 40ft mounting height with 21" wire leads

##### PIR Fixture Mount High-Bay Wet Location Occupancy Sensor

- Ideal for damp or wet wash down locations
- Occupancy sensor comes with two interchangeable lenses for use in either 360° high bay and 360° low bay general area and includes an aisle mask accessory at no additional cost
- Up to 40ft mounting height with 7.5" wire leads

##### PIR Fixture Mount Integral Luminaire Occupancy Sensor

- Easy installation with longer 21" leads allows for easy connection to any ballast, eliminating the need to splice additional wiring
- Integrated photocell prevents lights from turning ON when room is illuminated by natural light for maximum energy savings
- 8' to 10' mounting heights
- Adjustable time delay and light level dials located on sensor housing for easy access

#### Self-Contained Infrared High Bay Occupancy Sensors\*

##### Coverage

**360° high-bay lens** — 2:1 spacing to mounting height under 20 ft. and 1.5:1 spacing to mounting height @ 40 ft.

**360° low-bay lens** — 2:1 spacing to mounting height @ 8 ft. to 20 ft.

Description	Rating	Models	Cat. No.
Fixture Mount High-Bay PIR Occupancy Sensor with Two Interchangeable Lenses, for 360° High-Bay and 360° Low-Bay	Fluorescent: 800VA @ 120V, Fluorescent: 1200VA @ 277V, Fluorescent: 1500VA @ 347V, 2400VA @ 480V 50/60Hz (OSFHU-x4W models only) Motor: 1/4 HP @ 120V	120-230-277-347V	OSFHU-ITW
		120-230-277-347V, Cold Storage	OSFHU-CTW
		240/480V	OSFHU-I4W
		240/480V, Cold Storage	OSFHU-C4W
Fixture Mount High-Bay PIR Sensor with Interchangeable Lenses and Light Sensor, Low Voltage	Input: 20mA Output: 120mA HVAC: 1A, 30VDC	24V	OSFHP-ILW

\*Consult with factory for 208, 220, 230, and 240V models

Continued on next page

# Sensing Control

Line Voltage High Bay and Integral Luminaire | **Commercial**



Continued from previous page

## Self-Contained Infrared High Bay Occupancy Sensors\*

### Coverage

**360° high-bay lens** — 2:1 spacing to mounting height under 20 ft. and 1.5:1 spacing to mounting height @ 40 ft.

**360° low-bay lens** — 2:1 spacing to mounting height @ 8 ft. to 20 ft.

Description	Rating	Models	Cat. No.
Fixture Mount High-Bay PIR Sensor with Two Interchangeable Lenses and Light Sensor	Fluorescent: 800VA @ 120V, Fluorescent: 1000VA @ 230VAC, Fluorescent: 1200VA @ 277VAC, Fluorescent: 1500VA @ 347VAC, Fluorescent: 2000VA @ 480VAC, 50/60Hz Motor: 1/4 HP @ 120V	120-230-277-347V	OSFHP-ITW
		240/480V	OSFHP-I4W
		120-230-277-347V, Dual Relay	OSFHD-ITW
		120-230-277-347V, Dual Relay, Cold Storage	OSFHD-CTW
Fixture Mount High-Bay PIR Sensor with Two Interchangeable Lenses and Alternating Relay	Fluorescent: 800VA @ 120V, Fluorescent: 1000VA @ 230VAC, Fluorescent: 1200VA @ 277VAC, Fluorescent: 1500VA @ 347VAC, Fluorescent: 2000VA @ 480VAC, 50/60Hz. Motor: 1/4 HP @ 120V	120-230-277V	OSFHD-I4W
		Cold Storage	OSFHD-CAW
Surface Mount High-Bay PIR Occupancy Sensor	Fluorescent: 800VA @ 120V, Fluorescent: 1200VA @ 277VAC, Fluorescent: 1500VA @ 347VAC, Motor: 1/4 HP @ 120V	—	OSFHS-ITW
Fixture Mount High-Bay PIR Wet Location Sensor with Two Interchangeable Lenses	Fluorescent: 800VA @120VAC Fluorescent: 1200VA @ 277VAC Fluorescent: 1500VA @ 347VAC Motor: 1/4 HP @120V	120-277-347V	OSFHW-CTW
Fixture Mount High/Low-Bay PIR Sensor with Two Interchangeable Lenses	Fluorescent: 800VA @ 120VAC Fluorescent: 1200VA @ 277VAC Motor: 1/4 HP @120VAC	120-277V	HB011-PDX (21" Leads) HB011-BDX (42" Leads)
		347V	HB011-PD2 (21" Leads) HB011-BD2 (42" Leads)
Fixture Mount PIR 0-10V Dimming Wet Location Occupancy Sensor with four interchangeable lenses**	Electronic Ballast/LED Driver: 120VAC, 0-800W or Tungsten: 0-600W, 60Hz Electronic Ballast/LED Driver 277VAC: 0-1,200W 347VAC: Electronic Ballast/LED Driver 0-1,500W, 1/4 HP motor load @ 120VAC and 277VAC, 1/6 HP motor load @ 347VAC	120/277/347VAC	HBE11

\*Consult with factory for 208, 220, 230, and 240V models.

\*\*Order lenses separately



Continued on next page

Continued from previous page

**Self-Contained Infrared High Bay and Integral Luminaire Occupancy Sensors**

**Self-Contained Infrared High Bay Occupancy Sensors\*  **

**Coverage**

360° — 1:1 spacing to mounting height up to 8 ft.

Description	Rating	Models	Cat. No.
Fixture Mount Integral Luminaire PIR Occupancy Sensor	Incandescent: 598W @ 120V. Fluorescent: 800VA @ 120V, Fluorescent: 1000VA @ 230VAC, Fluorescent: 1200VA @ 277VAC	120-230-277V (Integrated Unit)	OSF10-IOW
		120-230-277V, Sensor Head	OSF10-IUW
		120-230-277V, Power Pack	OSF10-PPW
		36" Connection Cable	OSFCA-36W
Fixture Mount PIR Outdoor Luminaire Occupancy Sensor with 360 degree high bay lens (8-40') and aisle mask	Fluorescent: 800VA @120VAC Fluorescent: 1200VA @ 277VAC Incandescent: 800W @ 120V Motor: 1/4 HP @120V	120-230-277-347V	OSF20-IUW
			OSF20-ILW
Fixture Mount PIR Outdoor Luminaire Occupancy Sensor with 360 degree high bay lens (20-40') and aisle mask, low voltage model	Input: 20mA Output: 120mA HVAC: 1A, 30VDC	24VAC/VDC	



OSF20

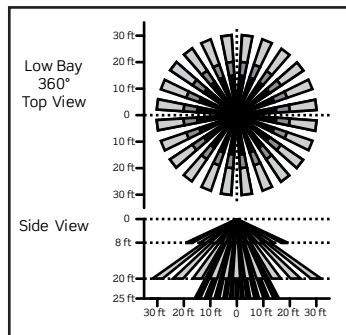
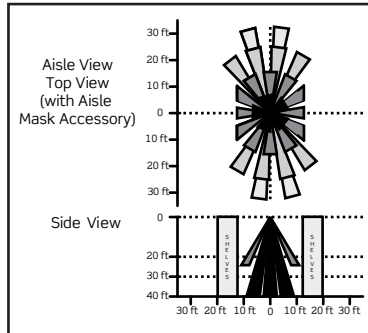
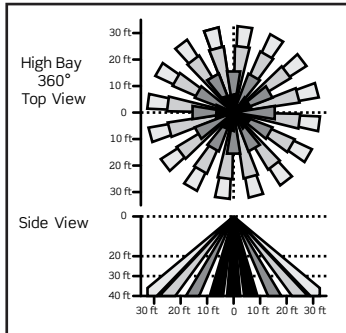


OSF10-IUW and OSF10-PPW

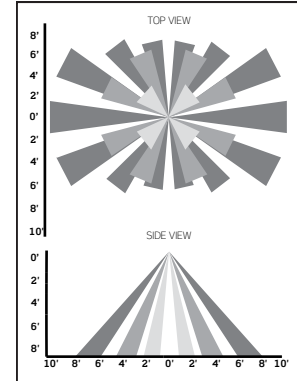
\*Consult with factory for 208, 220, 230, and 240V models

**Field of View for Fixture-Mount High Bay Occupancy Sensors**

OSFHU/OSFHP/OSFHD/HB011 (in feet)



OSF10 (in feet)



**Self-Contained Infrared High Bay Occupancy Sensor Accessories  **

Description	Cat. No.
High Bay Lenses for High-Bay Sensors	OSFLN-00W
Low Bay Lenses for High-Bay Sensors	OSFLN-00B
Offset Adapter Accessory for Fixture-Mount Occupancy Sensor	OSFOA-00W
Offset Adapter Accessory for High-Bay Occupancy Sensor	OSFLO-00W
Protective Cage for High-Bay Mount Sensors	OSFCG-00W



OSFOA

## Low Voltage Occupancy Sensors

### Ceiling Mount Multi-Technology Occupancy Sensors

These advanced motion sensors combine infrared and ultrasonic technology for highly accurate monitoring without false triggers. All-digital self-adjusting technology provides “install and forget” solution for automatic lighting control. Available in a variety of coverage patterns to suit many applications. Use with Leviton Power Pack.

#### Features and Benefits

##### Functional

- Ultrasonic sensing for maximum sensitivity combined with passive infrared (PIR) sensing to prevent false triggers from air conditioning and corridor activity
- Self-adjusting settings continuously analyze and adjust sensitivity, timer operation, and air current compensation for reliable long-term performance
- Isolated relay supports HVAC or other Class 2 low voltage signals
- Supports both 24VAC/VDC power supplies
- Ambient light override to prevent lights from turning on when there is ample natural light
- Manual delayed-off-time settings of 30 seconds to 30 minutes
- Self-adjusting delayed-off-time interval settings for 30 seconds to 30 minutes
- Compensates for real-time occupancy patterns — preventing unnecessary on/off switching
- Non-volatile memory preserves all automatic and manual settings during power outages

##### Physical

- Small, unobtrusive unit blends in with any décor
- Fast, simple installation using 4 color-coded low-voltage wires and a single mounting post
- Compatible with Wiremold® surface raceways for mounting to hard ceilings

#### Ceiling Mount Multi-Technology Occupancy Sensors and Accessories

Description	Cat. No.	Coverage	Rating	Color
Multi-Technology Ceiling Mount Occupancy Sensor	<a href="#">OSC05-MOW</a>	40kHz	180°, 500SF	Off-White
Multi-Technology Ceiling Mount Occupancy Sensor	<a href="#">OSC10-MOW</a>	40kHz	360°, 1000SF	Off-White
Multi-Technology Ceiling Mount Occupancy Sensor	<a href="#">OSC20-MOW</a>	32kHz	360°, 2000SF	Off-White
Multi-Technology Ceiling Mount Occupancy Sensor with Isolated Relay	<a href="#">OSC05-RMW</a>	40kHz	180°, 500SF	White
Multi-Technology Ceiling Mount Occupancy Sensor with Isolated Relay	<a href="#">OSC10-RMW</a>	40kHz	360°, 1000SF	White
Multi-Technology Ceiling Mount Occupancy Sensor with Isolated Relay	<a href="#">OSC20-RMW</a>	32kHz	360°, 2000SF	White
Power Base Adapter	<a href="#">OPB15-ODW</a>	—	—	Off-White
Cosmetic Adapter	<a href="#">OPBCA-00W</a>	—	—	Off-White
Protective Cage for Ceiling Mount Sensors	<a href="#">ODCCG-000</a>	—	—	—

Note: Use low-voltage wiring to connect sensors to OSPXX Power Pack

*Continued on next page*



OSC05-MOW



OSC20-MOW



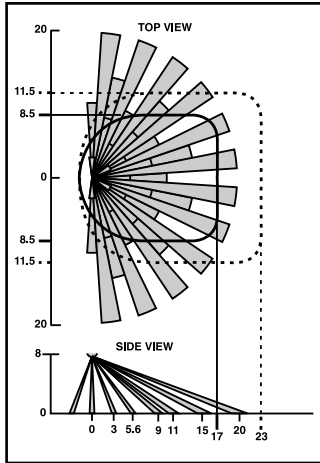
#### Related Products

Low-voltage wiring is used to connect Leviton Occupancy Sensors to Cat. No. OPP20 Super Duty Power Packs and OSP20 Power Packs, or OPB15 Power Base Adapter (purchased separately). **See pages M-28 to M-31 for more information.**

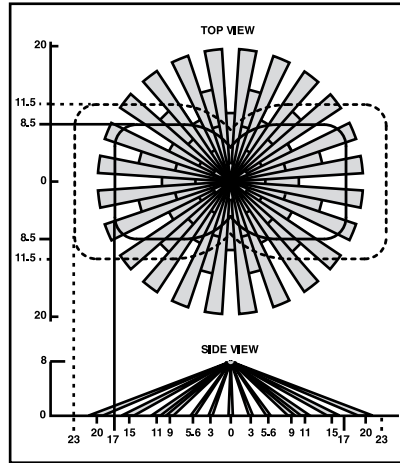
Continued from previous page

Field of View for Low Voltage Multi-Technology Ceiling Mount Occupancy Sensors

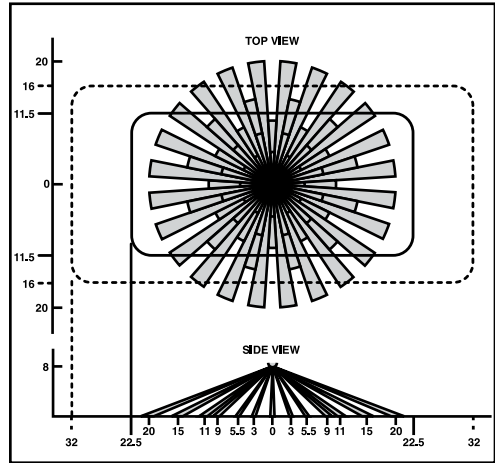
OSC05-M0W (in feet)



OSC10-M0W (in feet)



OSC20-M0W (in feet)



Major Motion, IR
  Minor Motion, Ultrasonic
  Major Motion, Ultrasonic

**SPOTLIGHT**

Occupancy Sensor Layout Services

Take advantage of Leviton's exclusive occupancy sensor layout services online. Our team of experts can create occupancy sensor layouts directly on your CAD drawings complete with a List of Equipment at no cost to you. Go to [portal.leviton.com](http://portal.leviton.com).





### Ultrasonic Ceiling Mount Occupancy Sensors

Advanced ultrasonic sensing technology for highly accurate monitoring, including small-motion detection. All-digital self-adjusting technology provides an “install and forget” solution for automatic lighting control. Use with Leviton Power Pack.

#### Features and Benefits

##### Functional

- Ultrasonic sensing for maximum range and sensitivity combined with accurate small-motion detection
- Self-adjusting settings continuously analyze and adjust sensitivity, timer operation and air current compensation for reliable long-term performance
- Ambient light override to prevent lights from turning on when there is ample natural light
- Manual delayed-off time settings of 30 seconds to 30 minutes
- Self-adjusting delayed-off time interval settings for 30 seconds to 30 minutes. Compensates for real-time occupancy patterns — preventing unnecessary on/off switching
- Non-volatile memory preserves all automatic and manual settings during power outages

##### Physical

- Small, unobtrusive unit blends in with any décor
- Fast, simple installation using 4 color-coded low-voltage wires and a single mounting post
- Compatible with Wiremold® surface raceways for mounting to hard ceilings

#### Ultrasonic Ceiling Mount Occupancy Sensors and Accessories for use with Leviton Power Pack

Description	Cat. No.	Rating	Coverage	Color
U/S Ceiling Mount Occupancy Sensor	OSC05-U0W	40kHz	180°, 500SF	Off-White
U/S Ceiling Mount Occupancy Sensor	OSC10-U0W	40kHz	360°, 1000SF	Off-White
U/S Ceiling Mount Occupancy Sensor	OSC20-U0W	32kHz	360°, 2000SF	Off-White
U/S Ceiling Mount Occupancy Sensor with Isolated Relay	OSC05-RJW	40kHz	180°, 500SF	White
U/S Ceiling Mount Occupancy Sensor with Isolated Relay	OSC10-RJW	40kHz	360°, 1000SF	White
U/S Ceiling Mount Occupancy Sensor with Isolated Relay	OSC20-RJW	32kHz	360°, 2000SF	White
Power Base Adapter	OPB15-0DW	—	—	Off-White
Cosmetic Adapter	OPBCA-00W	—	—	Off-White
Protective Cage for Ceiling Mount Sensors	ODCCG-000	—	—	White

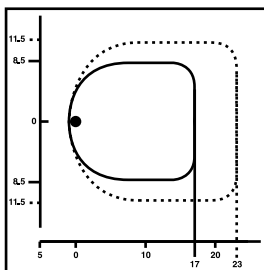


OSC05-U0W

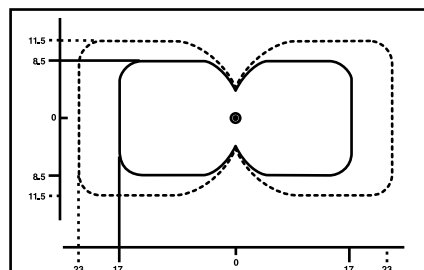
Note: Use low-voltage wiring to connect sensors to OPP20 or OSPxx Power Pack or OPB15 Power Base Adapter

#### Field of View for Low Voltage Ultrasonic Ceiling Mount Occupancy Sensors

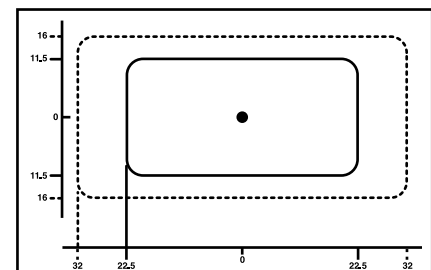
OSC05-U0W Field of View (in feet)



OSC10-U0W Field of View (in feet)



OSC20-U0W Field of View (in feet)



Minor Motion, Ultrasonic

Major Motion, Ultrasonic



#### Related Products

Low-voltage wiring is used to connect Leviton Occupancy Sensors to Cat. No. OPP20 Super Duty Power Packs and OSP20 Power Packs, or OPB15 Power Base Adapter (purchased separately). **See pages M-28 to M-31 for more information.**

## Ceiling Mount PIR Occupancy Sensors

### Features and Benefits

#### Functional

- Self-adjusting settings continuously analyze and adjust sensitivity, timer operation, and long-term performance
- Isolated relay supports HVAC or other Class 2 low voltage signals
- Supports both 24VAC/VDC power supplies
- Ambient light override prevents lights from turning on when there is ample natural light
- Manual delayed-off-time settings of 30 seconds to 30 minutes
- Self-adjusting delayed-off-time interval settings for of 30 seconds to 30 minutes. Compensates for real-time occupancy patterns — preventing unnecessary on/off switching
- Non-volatile memory preserves all automatic and manual settings during power outages

#### Physical

- Small, unobtrusive unit blends in with any décor
- Fast, simple installation using 4 color-coded low-voltage wires and a single mounting post
- Compatible with Wiremold® surface raceways for mounting to hard ceilings

### Infrared Ceiling Mount Occupancy Sensors and Accessories for use with Leviton Power Pack

Description	Cat. No.	Coverage	Color
PIR Ceiling Mount Occupancy Sensor	OSC04-I0W	360°, 450 sq. ft.	Off-White
PIR Ceiling Mount Occupancy Sensor	OSC15-I0W	360°, 1500 sq. ft.	Off-White
PIR Ceiling Mount Occupancy Sensor with Isolated Relay	OSC04-RIW	360°, 450 sq. ft.	White
PIR Ceiling Mount Occupancy Sensor with Isolated Relay	OSC15-RIW	360°, 1500 sq. ft.	White
Power Base Adapter	OPB15-0DW	—	Off-White
Cosmetic Adapter	OPBCA-00W	—	Off-White
Protective Cage for Ceiling Mount Sensors	ODCCG-000	—	White

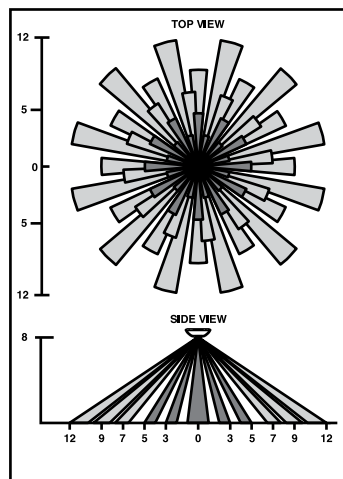
Note: Use low-voltage wiring to connect sensors to OPP20 or OSPxx Power Pack or OPB15 Power Base Adapter



OSC04-I0W

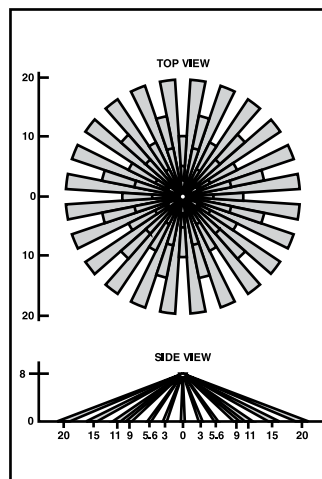
### Field of View for Low Voltage PIR Ceiling Mount Occupancy Sensors

OSC04-I0W (in feet)



 Minor Motion, IR     Major Motion, IR

OSC15-I0W (in feet)



## Wall Mount Multi-Technology Occupancy Sensors

Advanced motion sensors combine infrared and ultrasonic technology for highly accurate monitoring without false triggering. Advanced Passive Infrared technology for highly accurate monitoring in a variety of commercial applications. All-digital self-adjusting technology provides “install and forget” solution for automatic lighting control.

### Features and Benefits

- Ultrasonic sensing for maximum sensitivity combined with passive infrared (PIR) sensing to prevent false triggers from air conditioning and corridor activity
- Isolated relay supports HVAC or other Class 2 low voltage signals
- Supports both 24VAC/VDC power supplies
- Adjustable swivel neck rotates 80° vertically and 60° horizontally. Can be used for ceiling or wall mounting
- Self-adjusting settings continuously analyze and adjust sensitivity, timer operation, and air current compensation for reliable, long-term performance
- Ambient light override to prevent lights from turning on when there is ample natural light
- Manual delayed-off-time settings of 30 seconds to 30 minutes
- Self-adjusting delayed-off-time interval settings of 30 seconds to 30 minutes. Compensates for real-time occupancy patterns, preventing unnecessary on/off switching
- Non-volatile memory preserves all automatic and manual settings during power outages
- Fast, simple installation using 3 color-coded low-voltage wires and a single mounting post

### Multi-Technology Wall Mount Occupancy Sensors and Accessories for use with Leviton Power Pack or Power Base Adapter

Description	Cat. No.	Rating	Operating Frequency	Color
Wall Mount Multi-Technology Occupancy Sensor	OSW12-MOW	115°, 1200SF	32kHz	Off-White
Wall Mount Multi-Technology Occupancy Sensor with Isolated Relay	OSW12-RMW	115°, 1200SF	32kHz	White
Power Base Adapter	OPB15-0DW	—	—	Off-White
Cosmetic Adapter	OPBCA-00W	—	—	Off-White
Protective Cage for Ceiling Mount Sensors	OSWCG-POW	—	—	White

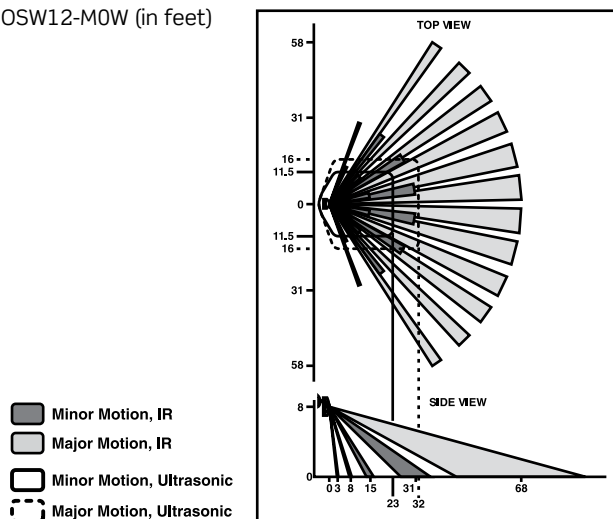


OSW12-MOW Wall Mount

Note: Use low-voltage wiring to connect sensors to OPP20 or OSPxx Power Pack or OPB15 Power Base Adapter

## Field of View for Low Voltage Multi-Technology Wall Mount Occupancy Sensors

OSW12-MOW (in feet)



### Related Products

Low-voltage wiring is used to connect Leviton Occupancy Sensors to Cat. No. OPP20 Super Duty Power Packs and OSP20 Power Packs, or OPB15 Power Base Adapter (purchased separately). **See pages M-28 to M-31 for more information.**

## Infrared Indoor Wall Mount Occupancy Sensors

Advanced PIR technology for highly accurate monitoring. All-digital self-adjusting technology provides an “install and forget” solution for automatic lighting control. Use with Leviton Power Pack.

### Features and Benefits

- Self-adjusting settings continuously analyze and adjust for optimum performance
- Isolated relay supports HVAC or other Class 2 low voltage signals
- Supports both 24VAC/VDC power supplies
- Adjustable swivel neck rotates 80° vertically and 60° horizontally. Can be used for ceiling or wall mounting
- Ambient light override prevents lights from turning on when there is ample natural light
- Manual delayed-off-time settings of 30 seconds to 30 minutes
- Self-Adjusting delayed-off-time interval settings for 30 seconds to 30 minutes. Compensates for real-time occupancy patterns — preventing unnecessary on/off switching
- Non-volatile memory preserves all automatic and manual settings during power outages
- Fast, simple installation using 3 color-coded low-voltage wires and a single mounting post

### Infrared Indoor Wall Mount Occupancy Sensors and Accessories for use with Leviton Power Pack or Power Base Adapter

Description	Cat. No.	Coverage	Color
Wall Mount PIR Wide-View Occupancy Sensor	OSWWW-I0W	115°, 2500SF	Off-White
Wall Mount PIR High-Bay Occupancy Sensor	OSWHB-I0W	55 ft. x 7 ft. wide @ 10 ft. high	Off-White
Wall Mount PIR Long-Range Occupancy Sensor	OSWLR-I0W	100 ft. x 14 ft. @ 10 ft. high	Off-White
Wall Mount PIR Wide-View Occupancy Sensor with Isolated Relay	OSWWV-RIW	115°, 2500SF	White
Wall Mount PIR High-Bay Occupancy Sensor with Isolated Relay	OSWHB-RIW	55 ft. x 7 ft. wide @ 30 ft. high	White
Wall Mount PIR Long-Range Occupancy Sensor with Isolated Relay	OSWLR-RIW	100 ft., 110° @ 10 ft. high	White
Power Base Adapter	OPB15-0DW	—	Off-White
Cosmetic Adapter	OPBCA-00W	—	Off-White
Protective Cage for Ceiling Mount Sensors	OSWCG-P0W	—	White



OSWHB-I0W

Note: Use low-voltage wiring to connect sensors to OPP20 or OSPxx Power Pack or OPB15 Power Base Adapter

*Continued on next page*



### Related Products

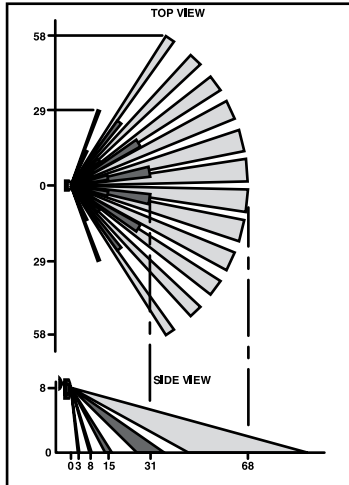
Low-voltage wiring is used to connect Leviton Occupancy Sensors to Cat. No. OPP20 Super Duty Power Packs and OSP20 Power Packs, or OPB15 Power Base Adapter (purchased separately). **See pages M-28 to M-31 for more information.**

Continued from previous page

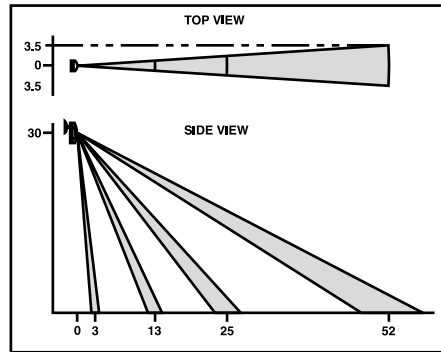
### Infrared Indoor Wall Mount Occupancy Sensors

#### Field of View for Low Voltage Wall Mount PIR Indoor Occupancy Sensors

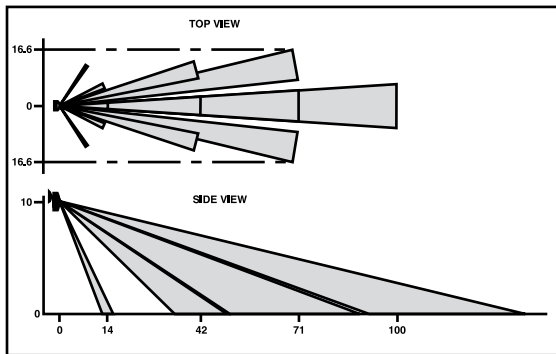
OSWWV Field of View (in feet)



OSWHB Field of View (in feet)



OSWLR Field of View (in feet)




- Minor Motion, IR
- Major Motion, IR

#### SPOTLIGHT

#### Leviton 2018 IECC, ASHRAE Standard 90.1 2016 and California Title 24 Online Design Guides

Take advantage of Leviton's 2018 IECC, ASHRAE 90.1 2016 and California Title 24 Design Guides on your laptop or mobile device. These comprehensive online guides are searchable by recommended Leviton solution, code article or application. To register or download the Leviton ASHRAE 90.1 and California Title 24 mobile apps go to [iecc.leviton.com](http://iecc.leviton.com), [ashrae.leviton.com](http://ashrae.leviton.com) or [title24.leviton.com](http://title24.leviton.com).



## High Frequency Occupancy Sensors

The Leviton High Frequency Occupancy Sensors are innovative devices that detect motion through low density materials and can be installed behind fixture lenses, inside lighting fixtures or behind objects made of plastic or glass. The high frequency waves offer less interference and false tripping than traditional sensing technology for reliable occupancy applications.

### Features and Benefits

#### High Frequency Sensor (OSM3D-V1W)

- Automatic switching based on motion and ambient light level
- Zero crossing detection circuitry — protects the sensor against inrush current when switching
- LED lighting compatible
- Detection area, time delay and daylight threshold can be set via sensor DIP switch
- Hold times range from 10 seconds to 30 minutes
- 150° wall detection, 360° ceiling detection
- 5.8 GHz high frequency microwave
- 4-pole press-in terminal for easy wiring
- Surface or base mounting — can be hidden from view

#### 0-10V Dimming High Frequency Sensor (OSM3D-DDW)

- Automatic switching or dimming
- Built-in daylight sensor
- Designed to detect movement behind low-density fixture materials or behind objects made of plastic or glass
- The sensor's compact size allows it to easily fit in most luminaires
- LED lighting compatible
- Detection area, time delay and daylight threshold can be set via sensor DIP switch
- Wide detection area — range up to 52 feet
- Mounting height up to 49 feet
- Hold times range from 5 seconds to infinity
- 150° wall detection, 360° ceiling detection
- 5.8 GHz high frequency microwave
- Press-in terminal for easy wiring
- Surface or base mounting — can be hidden from view

### High Frequency Occupancy Sensors

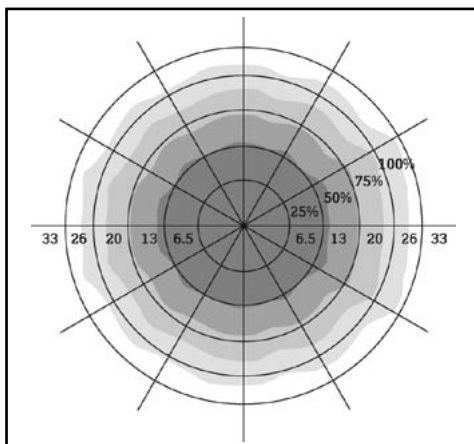
Description	Coverage	Color	Cat. No.
High Frequency Microwave Sensor	150° (wall),	White	OSM3D-V1W
0-10V Dimming High Frequency Sensor	360° (ceiling)		OSM3D-DDW



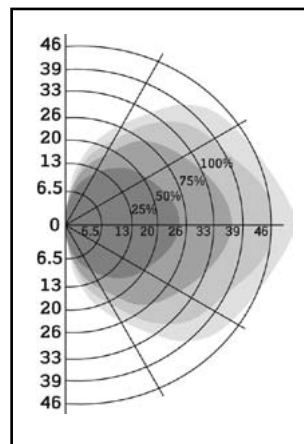
OSM3D

### Field of View for High Frequency Occupancy Sensors

OSM3D Ceiling Pattern Field of View (in feet)



OSM3D Wall Pattern Field of View (in feet)





## Power Packs and Power Base Adapter

Power packs provide power for occupancy sensors as well as load switching circuitry. A Leviton Power Pack is required with any low voltage occupancy sensor. Add-A-Relay units can be used to expand control capability.

### Features and Benefits

#### OPP20 Super Duty Power Pack

- Robust and reliable mechanically held 20A latching relay provides dependability and robust performance for all load types and provides power savings over electrically held relay power packs
- Industry exclusive fail-safe circuitry — in the event of product failure, Return-to-Closed capability causes relay to default to a closed position (ON) for safe operation and alleviation of safety concerns
- Industry exclusive H.I.S. (High Inrush Stability) circuit designed to handle high inrush electronic ballast loads
- Switching control of LED drivers
- Submitted and passed for stringent testing
  - Tested over 1,500,000 loaded cycles
  - Passed NEMA 410 testing for electronic ballast current overload at 16A
  - Can be used to comply with NY LL48, IECC, ASHRAE 90.1 and Title 24, Part 6 daylight harvesting, demand response, bi-level switching and receptacle control requirements
  - UL/cUL 916 Listed for Energy Management Equipment
- Multiple compliance and regulatory UL and CSA testing — consult factory for details
- Output short circuit protection
- Optimal installation flexibility
  - Class 2 wires are Teflon coated for UL 2043 Plenum Rated applications
  - Mounts inside or outside fluorescent ballast cavity
  - Mounts inside or outside junction box

#### OPP20-0D1

- Auto-ON occupancy sensor input

#### OPP20-0D2

- Exclusive self-detect configurable local switch input — momentary or maintained
- Configurable for Auto-ON and Manual-ON occupancy sensor inputs
- Can be used to comply with NY LL48, IECC, ASHRAE 90.1 and Title 24, Part 6 daylight harvesting, demand response, bi-level switching and receptacle control requirements

#### OPP20-RD3

- Auto-ON occupancy sensor input
- Photocell (switching only) ready

#### OPP20-RD4

- Exclusive self-detect configurable local switch input — momentary or maintained
- Configurable for Auto-ON and Manual-ON occupancy sensor inputs
- Photocell (switching only) ready
- Can be used to comply with NY LL48, IECC, ASHRAE 90.1 and Title 24, Part 6 daylight harvesting, demand response, bi-level switching and receptacle control requirements

#### OSP20-RDH Power Pack

- Auto-ON and manual-ON inputs for occupancy sensors (OSP20-RDH)
- Hold-ON and Hold-OFF capabilities (OSP20-RDH)
- Switches incandescent, magnetic and electronic fluorescent, magnetic and electronic low voltage, and motor loads
- Compact size and light weight allows easy mounting through knockout in junction box (from either inside or outside the box) with a simple twist-on nut

*Continued on next page*

Continued from previous page

### Power Packs and Power Base Adapter

#### Features and Benefits

##### Add-A-Relay

- Expands power pack load capacity by functioning as a supplementary relay
- Provides ability to switch loads in different voltage systems
- Compatible with electronic ballasts
- Same compact size and mounting features as Power Pack
- Zero-crossing switching circuitry for outstanding durability

##### Nipple Adapter

- Simplifies the connection of occupancy sensor to the low-voltage side of a power pack mounted inside a fluorescent ballast cavity
- 1/2" conduit lock nut included

### Commercial Grade Occupancy Sensor Power Packs

#### Occupancy Sensor Power Packs

Description	Cat. No.	Power Input*	Relay Rating	Control Input	Power Supply Output
Power pack, basic with Auto-ON	OPP20-0D1	120-230-277VAC, 50/60 Hz	20A, 2400W @ 120V — Resistive 20A, 2400W @ 120V — General Purpose 20A, 2400W @ 120V — Incandescent	2mA, 24VDC	225mA, 24VDC
Super Duty Power Pack with Auto-ON, Manual-ON, and Local Switch Inputs,	OPP20-0D2		20A, 2400W @ 120V — Fluorescent 16A, 1920VA @ 120V — Electronic Ballasts 16A, 1920W @ 120V — LED		
Super Duty Power Pack with Auto-ON and Photocell Input	OPP20-RD3		20A, 5540W @ 277V — Resistive 20A, 5540W @ 277V — General Purpose 20A, 5540VA @ 277V — Fluorescent		
Super Duty Power Pack with Auto-ON, Manual-ON, Switch, and Photocell Input, suitable for general purpose plug load control	OPP20-RD4		16A, 4430VA @ 277V — Electronic Ballasts 16A, 4430W @ 277V — LED 1/2 HP @ 120V — Motor Load 2 HP @ 240/277V — Motor Load		

Suitable for general purpose plug load control - 20A, 2400W @ 120V — Can be used to comply with NY LL48, IECC, ASHRAE 90.1 and Title 24, Part 6 daylight harvesting, demand response, bi-level switching and receptacle control requirements

\*Consult with factory for 208, 220, and 240V models

Continued on next page



OPP20

Continued from previous page

## Commercial Grade Occupancy Sensor Power Packs

### Occupancy Sensor Power Packs

Description	Cat. No.	Power Input*	Relay Rating	Control Input	Power Supply Output
Power Pack with HVAC Relay with Auto-ON and Manual-ON Inputs for Occupancy Sensors	OSP20-RDH	120-230-277VAC, 50/60Hz	20A Incandescent @ 120V. 20A Fluorescent @ 120-230-277/347VAC. 1/2HP @ 120V, 2HP @ 240-277V. HVAC: 0.5A @ 120VAC, 1A @ 30VDC	5mA, 24VDC	225mA, 24VDC
Power Pack with HVAC Relay	OSP15-R30	347VAC, 60Hz	15A Fluorescent @ 347V. 1HP @ 120V, 2HP @ 240V. HVAC: 0.5A @ 120VAC, 1A @ 30V DC		120mA, 24VDC
Add-A-Relay Unit with HVAC Relay	OSA20-R00	—	15A Incandescent @ 120V. HVAC: 0.5A @ 125VAC, 1A @ 30VDC		—

\*Consult with factory for 208, 220, and 240V models

Note: For use with the following Low Voltage Switches:

- 56081-02I/W Low Voltage Momentary Contact Decora® Rocker Switch
- 12021-02I /W Low Voltage Standard Toggle Switch
- 56021-02I /W Low Voltage Decora® Rocker Switch



OSP20

### SPOTLIGHT

#### Leviton Energy Code Apps

IECC 2018, ASHRAE 90.1 and Title 24 apps, gain easy access to a wealth of the lighting control code requirements on your mobile device. These valuable reference tools allow you to search by application, article language and recommended Leviton solutions. Get inspiration for designing energy code compliant applications by viewing diagrams and summaries of the requirements met for recommended solutions. For more information go to [leviton.com/apps](http://leviton.com/apps).



Title 24



ASHRAE

## Power Packs and Power Base Adapter and Accessories

### Power Pack Capacity Formula

Leviton power packs can be used to provide power to one or more occupancy sensors. Since current consumptions of occupancy sensors may vary, the best way to ensure you order the correct number of power packs and Add-A-Relays is by using this formula:

Sensor	Current Consumption
OSC04-I, OSC15-I, OSWHB-I, OSWLR-I, OSWWV-I	10-15mA
OSC05-M, OSC05-U, OSW12-M	25mA
OSC10-M, OSC10-U	30mA
OSC20-M, OSC20-U	40mA
OSA20-R00 Add-A-Relay	50mA
ODCOP-S0W Switching Photocell	10mA
ODCOP-D0W Dimming Photocell	10mA

Number of Model A sensors  
X  
Sensor A current consumption rating

+

Number of Model B sensors  
X  
Sensor B current consumption rating

+

Number of Add-A-Relays  
X  
50mA

+

< 225mA

### Self-Contained Power Base Adapter

Converts any Leviton low voltage ceiling or wall mount occupancy sensor to a self-contained, line voltage unit with 15A, 120/277V load capacity.

#### Features and Benefits

- Patent-pending design converts Leviton low voltage ceiling sensors to line voltage
- Ideal for both existing buildings with limited access to low-voltage wiring and new construction with line-voltage circuiting only
- Mounts easily in standard 2 1/8" deep x 4" octagon or 2 1/8" deep x 4" square electrical box with a 2-gang mud ring; flying leads provide fast line voltage connections
- Two-piece terminal block provides fast, easy low-voltage connections to the sensor
- Relay uses zero-crossing circuitry for enhanced reliability and long-life operation

#### Power Base Adapter\*

Description	Cat. No.	Power Input/Output	Rating	Color
Power Base Adapter — Converts select Leviton low-voltage ceiling or wall mount occupancy sensor models to a self-contained line voltage unit	OPB15-0DW	Power Input: 120-230-277VAC, 50/60Hz Control Input: 24VDC, 5mA Power Output: 120VAC @ 15A Incandescent; 277VAC @ 15A Fluorescent; Motor: 120VAC 3/4HP, 277VAC 2HP Control Output: 24VDC, 40mA	15A	Off-White
Cosmetic Adapter	OPBCA-00W	—	—	Off-White

Agency Listings & Code Compliance: NOM Certified.  
Consult with factory for 208, 220, 230 and 240V models.  
Note: Converts OSCxx-I, OSCxx-M and OSCxx-U.  
Does not convert OSCxx-R



OPB15-0DW (Occupancy Sensor not included)

## Outdoor Motion Sensors

Passive Infrared (PIR) outdoor motion sensors provide outstanding value in security lighting, as well as convenience, safety and energy savings for a wide range of commercial and residential applications.

### Features and Benefits

#### Professional Series

- Adjustable sensitivity and immunity to RFI signals reduces false triggers
- Ambient light override prevents lights from turning on when there is ample natural light
- Surge suppression minimizes likelihood of damage due to electrical surges
- Temperature compensation feature ensures uniform performance in extreme hot or cold weather and during temperature fluctuations

#### Residential Series

- Ideal for a wide range of residential settings including backyards, garages, entranceways, porches, swimming pool areas, doorways, and private docks
- Adjustable sensitivity reduces false triggers

#### Both Series

- Sensor neck adjustment allows accurate monitoring: 110° vertical, 180° horizontal, 110° rotational
- With or without dual floodlight lampholder
- Adjustable delayed-off-time settings from 20 seconds (for test mode) to 15 minutes
- Provides automatic, test and continuous modes. Test mode simulates automatic operation with short delayed-off-time for easy adjustments. Continuous mode enables manual override for constant “lights ON” operation (when used with standard on/off switch)

### Commercial Grade Outdoor Motion Sensors

Description	Cat. No.	Rating	Coverage	Color
Outdoor PIR Motion Sensor	PS200-10W	Incandescent: 1000W @ 120V. Fluorescent/Inductive: 500VA @ 120V. For 60Hz AC only	200°	White
Outdoor PIR Motion Sensor	PS110-10W		110°	
Outdoor PIR Motion Sensor	PS200-70W	220-277VAC, 50/60Hz. 10A incandescent, 5A ballasts	200°	
Outdoor PIR Motion Sensor	PS200-40W			
Outdoor PIR Motion Sensor with Dual Floodlight Lampholder	PS200-4FW			
Outdoor PIR Motion Sensor	PS110-70W	220-277VAC, 50/60Hz. 10A incandescent, 5A ballasts	110°	

*Continued on next page*





PS200-10W





PS110-10W

Continued from previous page

**Outdoor Motion Sensors**

Commercial Grade Outdoor Motion Sensors  				
Description	Cat. No.	Rating	Coverage	Color
Outdoor PIR Motion Sensor	PS110-40W	220-240VAC, 50/60Hz. 10A incandescent, 5A ballasts	110°	White
Outdoor PIR Motion Sensor with Dual Floodlight Lampholder	PS110-4FW			

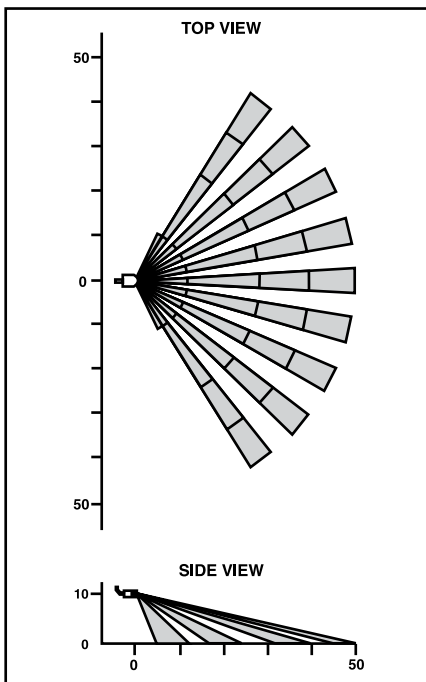
Residential Grade Outdoor Motion Sensors  				
Description	Cat. No.	Rating	Coverage	Color
Outdoor PIR Motion Sensor	RS110-10W	Incandescent: 500W @ 120V. For 60Hz only.	110°	White



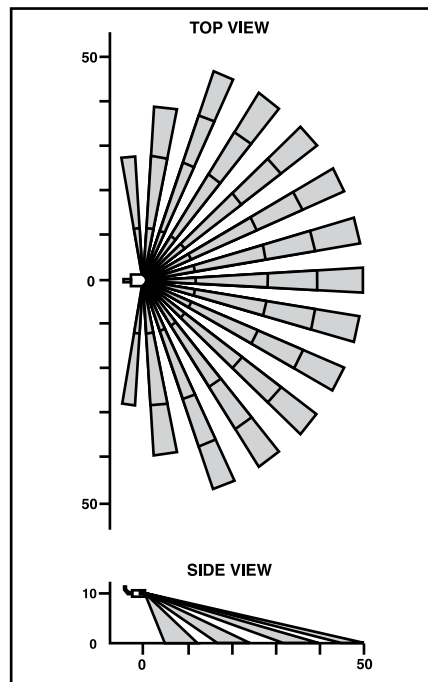
RS110-10W

**Field of View for Outdoor Motion Sensors**

PS110/RS110 (in feet)



PS200 (in feet)





## Photocells

Leviton's photocell sensors precisely monitor either task or ambient light levels. As part of a Leviton energy management system, photocells work with other components in the system to automatically adjust light levels to a user-defined level. Photocells are most suitable for installation in rooms with windows and open spaces receiving substantial ambient light. Photocells must be hardwired to a compatible Leviton lighting control system. The photocell measures ambient light in a specific area and sends this data to a dimmer or relay that, in turn, adjusts fixtures to a constant lighting level as measured in that specific area. Daylight Harvesting is achieved as lights in a room (with windows or significant, artificial ambient light) automatically brighten or dim depending on how much light the photocell detects.

### Daylight Harvesting

With daylight harvesting, ambient (often natural) light supplements in-room, artificial light in order to keep a constant lighting level while saving energy. This constant level is programmed into a compatible control device. Once hardwired to the photocell, the dimmer or relay will receive the photocell's real-time light measurement and maintain a steady level within the photocell's area of detection.

#### Features and Benefits

- Indoor photocells are designed with a flat Fresnel lens that looks downward in a 60° cone of reference to measure actual light on the work surface, reducing the influence of stray light striking the photocell from nearby windows or incidental side lighting
- Outdoor photocells are IP54 rated to guarantee ultimate protection from dirt, dust, oil, and other non-corrosive material
- Measures light from any source in the visible spectrum within a 60° cone or 180° angle of response depending on the model
- Constant lighting at the optimal level for greater visual comfort and acuity, which contributes to improved productivity
- Provides convenient, automatic hands-free daylight harvesting when integrated with Leviton lighting control products
- Lowers electric bills by reducing usage of lighting where ambient natural light is also present
- Lumen maintenance opportunity compatible

#### Photocells

Description	Cat. No.	Lens	Sensing Range	Color
Photocell	<a href="#">ODCOP-00W</a>	Clear	1-1600fc	White
Switching Photocell	<a href="#">ODCOP-S0W</a>	Clear	1-1600fc	White
Dimming Photocell	<a href="#">ODCOP-D0W</a>	Clear	1-1600fc	White
Line Voltage Photocell	<a href="#">PCCxx-00W</a>	Clear	1-1600fc	White
Indoor Photocell	<a href="#">PCIND-000</a>	Fresnel	75-800fc	White
Indoor Photocell	<a href="#">PCIND-0SV</a>	Diffuse	3, 30, 300 or 600fc	White
Outdoor Photocell	<a href="#">PCOUT-000</a>	Clear Hood	50-750fc	White
Outdoor Photocell	<a href="#">PCOUT-0SV</a>	Diffuse	3, 30, 300 or 600fc	White
Atrium Photocell	<a href="#">PCATR-000</a>	Dome/Frost	215-2690fc	White
Skylight Photocell	<a href="#">PCSKY-000</a>	Dome/Frost	1076-8072fc	White



ODCOP-00W

## Room Control Provolt™

### Provolt™ 0-10V Dimming Room Controllers (PRC)

The Leviton exclusive Provolt™ 0-10V Dimming Room Controllers (PRC) offer high-performance, code compliant, advanced room configuration in one easy-to-design, install and configure device. The PRC's features meet advanced design requirements for single room/area dimming applications offering easy configuration and operational testing for 0-10V manual dimming zone, occupancy sensing, plug load control, partial-ON, partial-OFF, two daylight harvesting zones, area control and demand response. Two light pipes are included for both open loop (angled) and closed loop (flat and angled) daylight harvesting. For closed loop applications, the angled light pipe provides directional fine tuning and alignment to natural light source. Download the Provolt™ Bluetooth® Mobile App for easy room configuration and testing via any iOS or Android device.

#### Provolt™ Room Controller



#### Features and Benefits

##### Automatic Room Configuration (ARC)

The industry-exclusive enhanced automation feature optimizes lighting by monitoring and adjusting to new technology introduced to a room while preventing interferences to the PRCs signal during the life of the product.

- Room behavior and trending data adjusts automatic OFF timer
- Ultrasonic (U/S) sensor sensitivity adjustments to reduce false ONs and false OFFs
- U/S processing keeps room lighting operational by detecting other U/S sources and adjusting or shutting lights OFF as required
- Uploading and downloading custom room configuration templates reduces errors, speeds installation, testing and troubleshooting
- Used to comply with IECC, ASHRAE 90.1, and 2019 Title 24, Part 6 requirements for occupancy/vacancy sensing
  - Continuous 0-10V dimming control
  - Daylight Harvesting
  - Area control (ON, dim-up, dim-down, OFF) manually dimmable-occupancy sensing auto-ON/auto-OFF
  - Occupancy sensing auto-ON and manual-ON
  - Partial-ON
  - Partial-OFF
  - Demand response

*Continued on next page*

Continued from previous page

## Features and Benefits

- Manual area control available for 3-way/multi-way applications with the Provolt (PLVSW) keypads (must all be same style)
- Manual control for single area dimming (dim both primary and secondary daylighting zones up and down simultaneously)
- Simplified daylight harvesting control of primary and secondary daylighting zones with full range 0-10V dimming
  - Primary zone dimmed up and down from photocell
  - Secondary zone dimmed up and down with offset from primary zone
- Two light pipes are included for both open (angled) and closed loop (flat and angled) daylight harvesting
  - The angled light pipe provides directional fine tuning and alignment to natural light source for closed loop applications
- Easily test room configuration using a smart device as a calibration, measurement and testing tool
- Connect a OPP20 power pack to a two circuit room controller for a plug load control solution
- Industry-exclusive H.I.S. (High Inrush Stability) technology
  - Tested to 1.2 million switching cycles under standard loads
  - Zero-crossing circuitry for extended life of the relay
  - Latching relay provides dependability and robust performance for all load types
- Easily download the Provolt Bluetooth Mobile App to an iOS or Android smart device and pair to the PRC using Bluetooth technology
- Select between Occupancy (Auto-ON/Auto-OFF) and Vacancy (Manual-ON/Auto-OFF)
- Add additional PRC Sensors to an application for expanded sensor coverage for cubicles and corridors

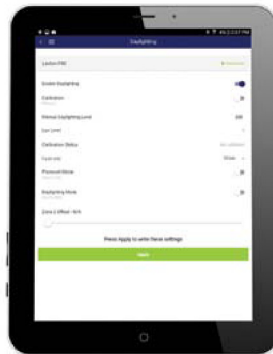
## Provolt™ 0-10V Dimming Room Controllers

Description	Cat. No.
Provolt™ Line Room Controller, primary daylighting control, ceiling mount, M/T, 2,000 sq ft, 0-10V DC sinking signal for dimming ballast or LED driver, 120-277V (both lenses included)	05C20-MDW
Provolt™ Line Room Controller, primary and secondary daylighting control, ceiling mount, M/T, 2,000 sq ft, 0-10V DC sinking signal for dimming ballast or LED driver, 120-277V (both lenses included)	06C20-MDW
Provolt™ Line Room Controller, primary daylighting control, ceiling mount, PIR, 450-1,500 sq ft, 0-10V DC sinking signal for dimming ballast or LED driver, 120-277V (both lenses included)	05C04-IDW
Provolt™ Line Room Controller, primary and secondary daylighting control, ceiling mount, PIR, 450-1,500 sq ft, 0-10V DC sinking signal for dimming ballast or LED driver, 120-277V (both lenses included)	06C04-IDW
Download for free from Google Play or the Apple App Store	Provolt™ Mobile App

For code compliant, manual wall station control use Provolt™ Low Voltage (PLVSW) 1, 2 or 4 Button Keypads with the 0-10V Dimming Room Controllers



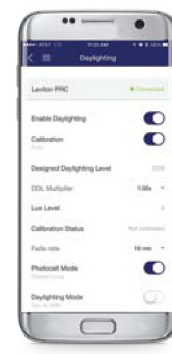
Android Main Screen



Android Daylighting Screen



Smart Phone Main Screen



Smart Phone Daylighting Screen

Continued on next page

Continued from previous page

## Provolt™ Low Voltage Keypads

Provolt™ Low Voltage Keypads are Decora® devices for controlling non-dimmable and dimmable luminaries connected to Provolt™ 0-10V Dimming Room Controllers (PRC). The Provolt™ Keypads provide a unique control station with multi-function capabilities available in 1-, 2- and 4-button configurations with a matching white wallplate.

Provolt™ 0-10V Dimming Room Controllers	
Description	Cat. No.
Provolt™ Keypads, 1-button ON/OFF controller for use with Provolt™ Room Controllers	PLVSW-1LW
Provolt™ Keypads, 2-button ON/OFF controller for use with Provolt™ Room Controllers	PLVSW-2LW
Provolt™ Keypads, 4-button ON/OFF controller for use with Provolt™ Room Controllers	PLVSW-4LW
1-button Color Change Kit	RDGSW-1Ex*
2-button Color Change Kit	RDGSW-2Ex*
4-button Color Change Kit	RDGSW-4Ex*
1-button Custom Engraved Color Change Kit	RDGSW-1Fx*
2-button Custom Engraved Color Change Kit	RDGSW-2Fx*
4-button Custom Engraved Color Change Kit	RDGSW-4Fx*

\*Replace x to indicate color: White (W), Ivory (I), Light Almond (T), Gray (G), Black (E) and Red (R). Color change kits are blank and available for engraving



RDGSW-4FW

## LevNet RF™ Energy Harvesting Wireless Self-Powered Solutions

LevNet RF™ is Leviton's family of energy harvesting radio frequency products. LevNet RF™ products have three common features:

- **Energy Harvesting Technology**
- **Wireless (Radio Frequency)**
- **Interoperable within an RF-Based Network**

Self-powered technology allows LevNet RF™ transmitters (i.e., occupancy sensors and switches), to operate without external power or batteries. Self-powered transmitters receive power from the motion of a switch actuation, light on a solar cell or temperature differentials in the environment for a true zero-maintenance energy self-powered device. Operating in the 902 MHz band provides minimal competing traffic and greater transmission range than other technologies.

### Product Overview

There are two main types of LevNet RF™ products:

- A TRANSMITTER, such as a switch, generates a wireless RF control signal (e.g., "ACTUATE RELAY"). All transmitters are self-powered products that can be located anywhere and send transmission signals. Transmitters are available in occupancy sensor, control extender, Decora® rocker station, and handheld remote varieties.
- A RECEIVER receives a control signal from a transmitter and performs the appropriate action (e.g., activate or deactivate the relay). All receivers are connected to a power source and a load that the receiver operates when the RF signal is received. Receivers are available in Decora® Rocker Wall Switch, Relay Power Pack, Receptacles and Area and Fixture Controller styles.

### Features and Benefits

- Easy to install for new construction and retrofit applications, requiring minimal labor disruption to operations
- Requires no new wiring and installs in ¼ the time of hardwired sensors, translating into faster turnaround and reduced costs
- With no batteries to replace and no maintenance to perform, plus annual energy savings and rebates that can total up to 80% in reduced costs, LevNet RF™ revolutionizes efficiency and savings
- Lowest power consumption of any RF device with less than one watt per device used annually, saving approximately 70% over other RF devices
- LevNet RF™ is the only energy harvesting wireless solution that fulfills LEED requirements to earn LEED points for both wireless control and no battery
- Operation at 902 MHz band reduces interference and increases transmission range
- Range: 50 to 150 feet
- Complies with IECC, ASHRAE 90.1, and 2019 Title 24, Part 6 requirements
- FCC Certified for Wireless Communication (U.S.), I.C. Certified (Canada)
- Backed by a limited 5-year warranty

NAFTA and Made in USA models available — visit [www.leviton.com/NAFTA](http://www.leviton.com/NAFTA) or [www.leviton.com/USA](http://www.leviton.com/USA)  
For more information visit [www.leviton.com/levnetrf](http://www.leviton.com/levnetrf)

Continued on next page

### SPOTLIGHT

#### Leviton Energy Code Apps

ASHRAE 90.1 and Title 24 apps, gain easy access to a wealth of the lighting control code requirements on your mobile device. These valuable reference tools allow you to search by application, code or article language and contain recommended Leviton solutions. Get inspired to design energy code compliant applications by viewing diagrams and summaries of the requirements for recommended solutions. Go to [ashrae.leviton.com](http://ashrae.leviton.com) or [title24.leviton.com](http://title24.leviton.com).



Continued from previous page

## LevNet RF™ Energy Harvesting Wireless System

### Basic System Selection

**STEP 1** Determine Which LOADS You Want to Control: Lighting, HVAC, Lamp, TV, etc.

**STEP 2** Pick the Appropriate RF RECEIVER

LevNet RF™ Wireless/  
Wired-In Receivers



**STEP 3** Pick the Appropriate Energy Harvesting Wireless RF Transmitter (Sensor or Switch)

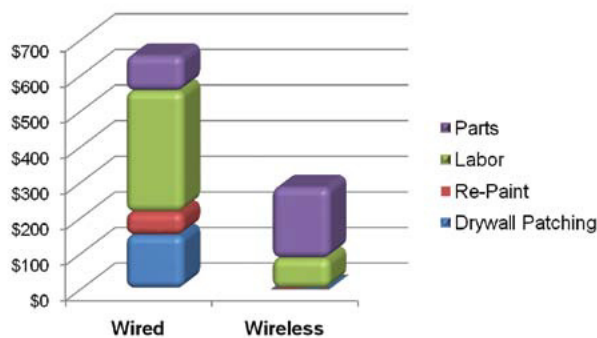
LevNet RF™ Sensor  
or Switch



**Tip** A good way to visualize your wireless system is to imagine that the “wires” connecting each device are invisible wires or “unique addresses.”

### Wired vs. Wireless Cost

\*Installation time per device: 45-50 minutes for hardwired vs. 10-15 minutes for wireless devices



Continued on next page



Continued from previous page

### LevNet RF™ Receivers

#### Advanced Wall Switch Receivers with Color Change Kit

	Neutral Model	Non-Neutral Model
<b>Cat. No.</b>	<b>WSS20-N9N</b>	<b>WSS20-G9N</b>
Description	Use for larger rooms with multiple loads. Pairing for rocker, momentary and toggle	
Input Voltage	120V-230-277VAC	
Power Consumption	120V < 1/2 Watt; 277V < 2/3 Watt	
Memory	Stores up to 20 Transmitter IDs	
Button Pairing Modes	Rocker, Momentary and Toggle	
Vacancy Confirmation	30 seconds	
Mode	Presentation/Viewing	
Time Delay	2 min (test), 10, 20, 30 min	
Load Rating	General Duty: 10A LED: 400W 120V Incandescent: 800W @ 120V Fluorescent Ballasts: 1200VA @ 120V Fluorescent Ballasts: 2700VA @ 277V Motor: 1/4 HP Load @ 120V	
Additional Listings	ETL/C-ETL: UL 508, can be used to comply with IECC, ASHRAE 90.1, and 2019 Title 24, Part 6 area controls and shut-off controls requirements, CAN/CSA C22.2 #14	

Color Change Kit ships with White, Ivory and Light Almond faceplates



WSS20

#### Coordinating Faceplates for LevNet RF™ Wall Switch Receivers

Cat. No.	Color	Quantity
WSSCC-00G	Gray	25 per package
WSSCC-00E	Black	25 per package

Continued on next page

#### SPOTLIGHT

##### LevNet RF™

For more information on our energy harvesting wireless self-powered solutions, including technical reference, LEED credits, programming videos, and software downloads go to [www.leviton.com/levnetrf](http://www.leviton.com/levnetrf).



Continued from previous page

## LevNet RF™ Receivers

Relay Receivers			
	Fixture Controller	Area Controller	Relay Power Pack
<b>Cat. No.</b>	<b>WSD05-9D0</b>	<b>WSD20-9D0</b>	<b>WSP20-9D0</b>
Power Supply Input	120-277VAC, 50/60Hz	120-277VAC, 50/60Hz	100-277VAC, 50/60Hz
Max Loads/ Contact Rating	General Duty: 10A. LED: 400W @ 120V LED. Incandescent: 800W @ 120V. Fluorescent Ballasts: 1200VA @ 120V, 2700VA @ 277V. Motor: 1/4 HP Load @ 120V. *For non-neutral models: 25W minimum load required (reduce range by 15')		General Duty: 20A Tungsten (Incandescent): 20A Fluorescent Ballast: 20A Motor Load: 1HP Selectable N.O. or N.C. power up state
Memory	Stores up to 20 Transmitter IDs	Stores up to 20 Transmitter IDs	Stores up to 20 Transmitter IDs
Output Channels	1 — Latching Form A Relay, Selectable N.O. or N.C. power up state 1 — 0-10V output signal 1 — 12VDC output (WSD20-9D0 only)	1 — Latching Form A Relay, Selectable N.O. or N.C. power up state 1 — 0-10V output signal 1 — 12VDC output (WSD20-9D0 only)	1 — Latching Form A Relay, Selectable N.O. or N.C.
Time Delay	15 min		
Additional Listings	UL 60730 and UL 2043 C-ETL: CSA C22.2 #1405 Can be used to comply with IECC, ASHRAE 90.1 and 2019 Title 24, Part 6 0-10V dimming, daylight harvesting, demand response, switching and occupancy sensing requirements		

## LevNet RF™ Transmitters

Sensors		
	Ceiling Mount Occupancy Sensors	Wall Mount Occupancy Sensors
<b>Cat. No.</b>	<b>WSC12-M9N</b>	<b>WSWDR-H9W</b>
Coverage	1200SF	1600/2200SF
Power Consumption	Self-Powered	
Transmission	60 seconds (+/- 10 sec)	30 minutes @ 0.5FC (5 LUX); 15 minutes @ 1.0FC (10 LUX); 30 seconds @ 20FC (200 LUX)
Minimum Light Required	5FC (50 LUX)	1.5FC (15 LUX)
Minimum Charge Time to Begin Operation	1 minute @ 20FC (200 LUX)	1 minute @ 1.5FC (15 LUX); 5 seconds @ 20FC (200 LUX)
Maintain Charge Time	3 hours per 24 hours @ 20FC (200 LUX)	3 hours per 24 hours @ 20FC (200 LUX)
Operating Life at Full Charge	3.3 days	48 hours
Additional Listings	Can be used to comply with IECC, ASHRAE 90.1, and 2019 Title 24, Part 6 occupancy sensing requirements, FCC Certified for Wireless Communication (U.S.), I.C. Certified (Canada)	

Continued on next page



WSD20



WSC12-M9N



WSWDR

Continued from previous page

### LevNet RF™ Transmitters

#### Wall Stations — Controls Virtually Any On/Off Device

	Single/Dual Rocker Decora® Wall Stations*		Handheld 4-Button Remote
<b>Cat. No.</b>	<b>WSS0S-S9x</b>	<b>WSS0S-D9x</b>	<b>WSS0S-R0W</b>
Buttons	2 Buttons (1 Rocker)	4 Buttons (2 Rockers)	4 Buttons (2 Rockers)
Output Channels	Only limited by number of Receivers in range		
Addressing	Factory set unique ID (1 of 4 billion)		

\*Available in White (-W), Ivory (-I), Light Almond (-T), Gray (-G) and Ebony (-E).

Note: Wall Stations are both switches and dimmers depending on the receiver they are paired to — see Wall Stations .

For details see Data Sheet on [Leviton.com/levnetrf](http://Leviton.com/levnetrf)



WSS0S-D9x



WSS0S-R9W

#### Control Extender

Communicates with Receivers that control virtually any ON/OFF device

<b>Cat. No.</b>	<b>WSTLT-9D0</b>
Power Supply Input	100-277VAC, 50/60 Hz
Addressing	Factory set unique ID (1 of 4 billion)
Additional Listings	UL 60730 (Safety), UL 2043 (Plenum), CSA C22.2#14-05 (Safety), CE-IEC 60730, can be used to comply with IECC, ASHRAE 90.1 and 2019 Title 24, Part 6 0-10V dimming, daylight harvesting, demand response, switching and occupancy sensing requirements



WSTLT

## Integrated Room Control (IRC) Energy Management System

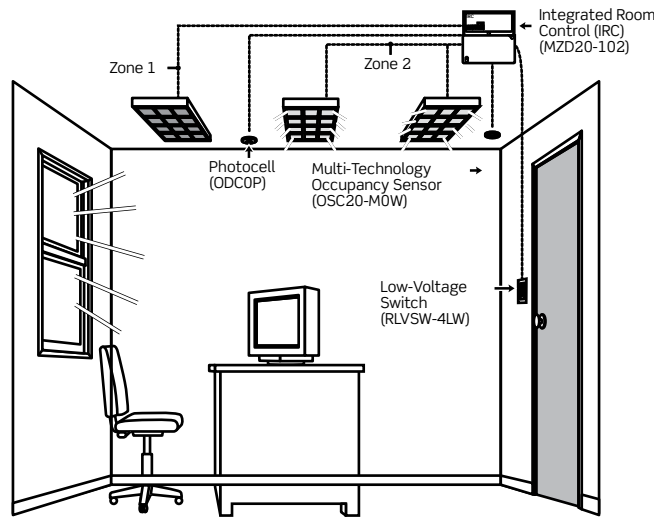
The Leviton Integrated Room Control (IRC) can be used to comply with IECC, ASHRAE 90.1, and 2019 Title 24, Part 6, 0-10V dimming, daylight harvesting, partial-ON, partial-OFF, demand response and stairwell application control requirements. IRC features several methods of Ladderless Commissioning™ for install-and-forget convenience. The performance, features and capabilities of the IRC product provide a simple and cost-effective standalone energy management solution to maximize energy efficiency and meet energy code mandates for virtually any commercial room control application.

### Features and Benefits

- Standalone, simplified daylight harvesting with full range dimming
- Demand response capabilities
- 2- or 3-zone control for LED lighting
- Kitted with factory configured sensor, photocell and 4-button switch
- 4-button switch available with ON, Bright, Dim and ON/OFF buttons with optional engraving
- 2 entry stations for individual manual zone control included with 2 zone, 2 relay kit (RCD20-102)
- Can be used to comply with 2019 Title 24, stairwell application control requirements
- Provides plug load control when paired with OPP20 Super Duty Power Pack
- Cost-effective energy code compliance
- Ladderless Commissioning™ provides install-and-forget convenience
- Convenient occupancy sensor and photocell integration
- Autocal automatic photocell target level calibration
- Accepts external time clock input to provide an OFF Sweep Function or modify the partial OFF function
- Simplified integration with emergency systems
- Controls maximum lighting output for additional energy savings potential and Task Tuning
- Daylight switching, full range 0-10V dimming
- Partial ON control for initial light level in either manual switch or occupancy sensor auto modes
- Partial OFF control for minimum continuous light level
- Adjustable minimum light level shut off value
- Emergency input drives auxiliary zones to full

*Continued on next page*

### Typical IRC Installation



### SPOTLIGHT

#### Leviton ASHRAE Standard 90.1 2016 & CA Title 24 2019 Resources

Take advantage of Leviton's wealth of information and tools relating to ASHRAE Standard 90.1 2016 and Title 24. Gain access to code, product, and application information; download the latest design guides as well as the Leviton ASHRAE and Title 24 apps. Find it all by going to [ashrae.leviton.com](http://ashrae.leviton.com) and [title24.leviton.com](http://title24.leviton.com).



Continued from previous page

## Integrated Room Control (IRC) Load Ratings

- 20A per relay, 120/277V
- 15A per relay, 347V
- 0-10VDC LED drivers, Fluorescent, non-dimmed and 0-10V dimmed
- 120mA power output for operation of occupancy sensors, etc.

### ROOM-IN-A-BOX KITS — Order a Complete System with One Part Number

Cat. No.	Description
RCD20-102	IRC Dimming Room Control Kit, includes Low Voltage devices; 2-Zone Room Controller w/ (2) 0-10V outputs and (2) 120/277V relays, M/T Occupancy Sensor (OSC20-M0W), 4-Button Switch (RLVSW-4LW), Photocell (ODCOP-00W), 120/277VAC, 50/60Hz
RCD30-101	IRC Dimming Room Control Kit, includes Low Voltage devices; 3-Zone Room Controller w/ (3) 0-10V outputs and (1) 120/277V relay, M/T Occupancy Sensor (OSC20-M0W), 4-Button Switch (RLVSW-4LW), Photocell (ODCOP-00W), 120/277VAC, 50/60Hz
RCD20-C02	IRC Dimming Room Control Kit, includes Low Voltage devices; 2-Zone Room Controller w/ (2) 0-10V outputs and (2) 347V relays, M/T Occupancy Sensor (OSC20-M0W), 4-Button Switch (RLVSW-4LW), Photocell (ODCOP-00W), 347VAC Canadian model, 50/60Hz
RCD30-C01	IRC Dimming Room Control Kit, includes Low Voltage devices; 3-Zone Room Controller w/ (3) 0-10V outputs and (1) 347V relay, M/T Occupancy Sensor (OSC20-M0W), 4-Button Switch (RLVSW-4LW), Photocell (ODCOP-00W), 347VAC Canadian model, 50/60Hz



IRC

### Individual IRC for Kits

Cat. No.	Description
MZD20-102	IRC Dimming Version, 2 zone, 2 relay, 120V or 277VAC
MZD30-101	IRC Dimming Version, 3 zone, 1 relay, 120V or 277VAC
MZD20-C02	IRC Dimming Version, 2 zone, 2 relay, 347VAC
MZD30-C01	IRC Dimming Version, 3 zone, 1 relay, 347VAC

## Integrated Room Control (IRC) Lighting Controller

The Integrated Room Control (IRC) Lighting Controller is a Decora® device for controlling non-dimmable and dimmable luminaries connected to the IRC Controller. The IRC Lighting Controller provides a unique control station with multi-function capabilities available in a 4-button or simple 2-button configuration.

### IRC Controller

Cat. No.	Description
RLVSW-1LW	1-button ON/OFF Controller for use with IRC System
RLVSW-2LW	2-button ON/OFF Controller for use with IRC System
RLVSW-4LW	4-button ON/OFF Controller for use with IRC System
RDGSW-1Ex*	1-button Color Change Kit
RDGSW-2Ex*	2-button Color Change Kit
RDGSW-4Ex*	4-button Color Change Kit
RDGSW-1Fx*	1-button Custom Engraved Color Change Kit
RDGSW-2Fx*	2-button Custom Engraved Color Change Kit
RDGSW-4Fx*	4-button Custom Engraved Color Change Kit



IRC Controller

\*Replace x to indicate color: White (W), Ivory (I), Light Almond (T), Gray (G), Black (E) and Red (R)

## Lumina™ RF Standalone Room Controller System

Building on ZigBee-enabled Technology, Leviton has engineered controls as easy as the lamps themselves — the Lumina™ RF Standalone Room Controller System. This solution quickly and easily allows advanced wireless lighting controls to be added to compatible ZigBee-enabled LED retrofit. Eliminate fixture rewiring, install controls with no gateway or hub required, and complete system configuration via the Lumina™ RF Standalone mobile app.

### Lumina™ RF Standalone Room Controller System



### Lumina™ RF Standalone Room Controller System Compatibility Chart



#### Lumina™ RF Keypad Room Controllers\*

- Acts as the primary user interface and coordinates all the energy management functions within the room
- Provides the Bluetooth interface for connection to the Lumina™ RF Standalone app via an Android or iOS smart device
- Wirelessly configure button operation via the Lumina™ RF Standalone app



#### Lumina™ RF Wireless PIR Occupancy Sensor

- Controls the load directly, detects occupancy and communicates to and receives commands from the Lumina™ RF Keypad
- Wirelessly configure via the Lumina™ RF Standalone app for occupancy (auto-ON/auto-OFF) or vacancy (manual-ON/auto-OFF) operation



#### Lumina™ RF Wireless Photocell\*

- Detects light levels and communicates to and receives commands from the Lumina™ RF Keypad
- Wirelessly configure via the Lumina™ RF Standalone app



#### Wall Dimmer

- ZS057-D0Z | ZS057-30Z
- Lumina™ RF Decora® 0-10V Wall Dimmer



#### Wall Switch

- ZS10S-D0Z
- Lumina™ RF Decora® Wall Switch



#### Lumina™ RF Standalone App

- Wirelessly communicates to the Lumina™ RF Keypad via Bluetooth to configure, control and monitor the system with dimming, multi-zone daylight harvesting, occupancy or vacancy sensing, manual control, and scene capabilities



#### Approved ZigBee-enabled LED Lamps and Fixtures

- Converts existing lighting to LED by simply replacing existing lamps
- EasySmart technology allows the lamps to wirelessly communicate to the Lumina™ RF Keypad Room Controller and dim based on user preference or daylight harvesting settings

*Continued on next page*



Continued from previous page

## Lumina™ RF Standalone Room Controller System

### Features and Benefits

- Easy energy and labor savings — smart LED and wireless controls retrofit solution
- Easy product selection — compatible LED lamps and controls
- Easy installation and configuration — Ladderless Commissioning with the Lumina™ RF Standalone App
- Easy energy code compliance — can be used to comply with IECC, ASHRAE 90.1 and 2019 Title 24, Part 6 occupancy/ vacancy sensing, 0-10V dimming and daylight harvesting requirements

#### Compatible LED Lamps and Advanced Wireless Controls

- **Lumina™ RF Keypad** — provides dimming, switching and scene control and coordinates all devices in the space including compatible ZigBee-enabled lamps and fixtures
- **Lumina™ RF Decora™ 0-10V Wall Station Dimmer and Switch** — Provides load control and dimming
- **Lumina™ RF Wireless Sensor** — Provides occupancy or vacancy sensing
- **Lumina™ RF Wireless Photocell** — Provides Daylight Harvesting
- **Leviton Bluetooth-Enabled Lumina™ RF Standalone App** — Configures the Lumina™ RF Standalone Room Controller System AND dimming behavior of the compatible ZigBee-enabled lamps and fixtures. Wirelessly communicates with the Lumina™ RF Keypad Room Controller via Bluetooth technology

#### Philips InstantFit LED T8 Lamps with EasySmart Technology

- Easy to install LED lamps with built-in wireless technology
- No need to replace existing ballasts or wire for dimming capabilities
- Wirelessly communicates with the Lumina™ RF Keypad Room Controller via mesh network

### Lumina™ RF Keypad Room Controller\*

Description	Cat. No.
Lumina™ RF Decora™ 1-Button multi-function BLE keypad with room controller, 120-277VAC, 50/60Hz, White	DLDNK-01W
Lumina™ RF Decora™ 2-Button multi-function BLE keypad with room controller, 120-277VAC, 50/60Hz, White	DLDNK-02W
Lumina™ RF Decora™ 4-Button multi-function BLE keypad with room controller, 120-277VAC, 50/60Hz, White	DLDNK-04W
Lumina™ RF Decora™ 8-Button multi-function BLE keypad with room controller, 120-277VAC, 50/60Hz, White	DLDNK-08W

### Lumina™ RF Decora™ Wall Switch

Description	Cat. No.
Lumina™ RF Decora™ Wall Switch, 2.4 Zigbee, 120-277 VAC, 50/60Hz, 10A Load, Available in White and comes with an Ivory and Light Almond Color Change Kit	ZS10S-D0Z

### Lumina™ RF Decora™ 0-10V Wall Dimmer

Description	Cat. No.
Lumina™ RF Decora™ 0-10V Wall Dimmer, 2.4 GHz, 120-277 VAC, 50/60Hz, 8A Load, 0-10V Sinking, 50mA, Available in White and comes with an Ivory and Light Almond Color Change Kit	ZS057-D0Z
Lumina™ RF Decora™ 0-10V Wall Dimmer, 2.4 GHz, 347VAC, 50/60 Hz, 4A Load, 0-10V Sinking, 50 mA, Available in White and comes with an Ivory and Light Almond Color Change Kit	ZS057-30Z

### Lumina™ RF Wireless PIR Occupancy Sensor

Description	Cat. No.
Lumina™ RF Wireless PIR Occupancy Sensor, 450 sq ft	ZSC04-IxW

### Lumina™ RF Wireless Photocell

Description	Cat. No.
Lumina™ RF Ceiling Mount Wireless Photocell	LURPC-00W
Lumina™ RF Surface Mount Wireless Photocell	LURPC-01W

### Leviton Bluetooth-Enabled Lumina™ RF Standalone App

Description	Cat. No.
Lumina™ RF Standalone App (download via <a href="http://www.Leviton.com/apps">www.Leviton.com/apps</a> )	Free

## Compatible LED Lamps and Fixtures

Sylvania Smart+ Lamps and Luminaires*	
Description	Cat. No.
Ledtroff34wadjw22zbs+: Sylvania Smart+ Zigbee Troffer 2X2 Adjustable White Retrofit Kit	71507
Ledtroff48wadjw24zbs+: Sylvania Smart+ Zigbee Troffer 2X4 Adjustable White Retrofit Kit	71506
Led48flexlrgbwzbs+: Sylvania Smart+ Zigbee Flex XL Full Color And Adjustable White Lighting Kit	73773
Led48flexlrgbwzbs+: Sylvania Smart+ Zigbee Flex XL Smart+ Expansion	74284
Ledpanel32wadjw22zbs+: Sylvania Smart+ Zigbee Edge-Lit Panel 2X2 Adjustable White Fixture	74746
Ledpanel40wadjw24zbs+: Sylvania Smart+ Zigbee Edge-Lit Panel 2X4 Adjustable White Fixture	74523
Led11br30rgbwzbs+: Sylvania Smart+ Zigbee Br30 Full Color And Adjustable White Bulb	73739
Led9.5br30adjwzbs+: Sylvania Smart+ Zigbee Br30 Adjustable White Bulb	73740
Led11br30dim10ys+: Sylvania Smart+ Zigbee Br30 Soft White Bulb	74581
Led8.5mr16tws+: Sylvania Smart+ Zigbee Mr16 Adjustable White Bulb	74282
Led21rthodim56rgbws+: Sylvania Smart+ Zigbee Rt 5/6 Ho Full Color And Adjustable White Led Recessed Lighting Kit	74281

\*Sold separately. Refer to <https://www.ledvance.com/>

Philips InstantFit LED T8 Lamps with EasySmart Technology**					
Product No.	Model No.	Description	Volts	Color Temp. (K)	LED Lifetime
46645-8	9290012811	14T8/48-3000 IF 10/1 EasySmart	120/277	3000	50,000
46646-6	9290012812	14T8/48-3500 IF 10/1 Easy Smart		3500	50,000
46647-4	9290012813	14T8/48-4000 IF 10/1 EasySmart		4000	50,000
46648-2	9290012814	14T8/48-5000 IF 10/1 EasySmart		5000	50,000

\*Not compatible with other Lumina™ RF Gateway products. Contact Leviton for more information.

\*\*Sold separately. For additional product information refer to [www.philips.com/easysmart](http://www.philips.com/easysmart)

## Sapphire™ Room Controller

Sapphire™ Room Controller provides the flexibility of a fully customizable user interface with the convenience of native controls from Leviton's Commercial Systems products. Sapphire™ Room Controllers are Leviton's premier touch screen offering occupancy/photocell sensing, full-range automatic dimming, color tuning and daylighting integration.

Schedule holidays and daily lighting schedules from the touch screen.

### Features and Benefits

- 7" capacitive touch screen
- Direct control of Leviton Hi-Fi over Ethernet
- Direct control of Leviton Switcher/Scaler over Ethernet
- User interface components
  - Tabs/pages
  - Buttons
  - Sliders
- Touch screen status updated from actual device status
- LumaCAN® connectivity
- Secure password protected administration
- Online/offline configuration and screen design through PC Tool
- Software and configuration updates through front panel USB memory stick
- Available faceplates: White, Light Almond and Black

#### LCD Applications

- Color tuning— 0-10V, DMX
- Conference room control
- Building supervisor control panel
- Classroom control
- Executive office control
- Ballroom control
- Anywhere touch-interface is desired

#### Button Details

- Button Operating Modes
  - Toggle
  - Press/release
  - Preset group
- Configurable caption
- All network commands supported

#### Scheduler Details

- 7 day scheduler
- (2) custom, user-defined holiday exception calendars for convenience, and can be used to comply with IECC, ASHRAE 90.1, and 2019 Title 24, Part 6 scheduling requirements
- Astronomical time clock and special event calendar
- Incorporate color tuning strategies for circadian rhythm simulation that can continuously run in the background without any scheduled events

#### AV Controls

- Set scenes for different usage scenarios with the press of a button
- Set audio zone levels
- Select video source
- Utilizes Bluetooth integration to stream music directly into a system via a smartphone or tablet, or from traditional CD players and MP3 docks

#### Slider Details

- Configurable caption
- Supports only set channel/group level commands

#### Network Commands

- Administrative Functions
  - Network setup
  - Log file import/export
  - Configuration update
  - Snapshot record
  - Snapshot edit
- Set channel level
- Set group level
- Fade stop
- Room combine/separate
- Fade rate or fade time
- Raise/lower

Continued from previous page

Sapphire™ Room Controller	
Description	Cat. No.
7" Touch Screen, capacitive interface, no faceplate included	TS007-000
7" Touch Screen Color Change Kit, Black faceplate	TS007-COE
7" Touch Screen Color Change Kit, Light Almond faceplate	TS007-COT
7" Touch Screen Color Change Kit, White faceplate	TS007-COW
7" Touch Screen Locking Cover, Black	TS007-LCE
4 Gang box	BBG04-000
4 Gang raised device ring for use with BBG04-000	WPG04-DRO
+24VDC, 1A, 30W 100-277VAC input DIN Rail Power Supply. UL, CUL & CE. Terminals on input and output	PST24-I10



Sapphire™ with Black Faceplate



Sapphire™ user interface — Administration



Sapphire™ user interface — Conference Room



Sapphire™ user interface — Gym

## Switcher/Scaler

The Leviton Switcher/Scaler (SS0AV) is a high-performance scaler with 9 video input interfaces to switch or scale to HDMI/HDBaseT outputs. Use with the Sapphire™ Room Controller for integrated control of lighting and AV systems.

### Features and Benefits

- (9) video inputs: x (1) Analog, (1) Component, (2)VGA, (3) HDMI, (1) DisplayPort, (1) HDBaseT
- (1) video output on HDMI or an HDBaseT port
- (9) analog audio inputs: unbalanced stereo audio, 20Hz-20KHz
- (1) balanced stereo line out or stereo speaker output with 2x20W@4Ω or 2x10W@8Ω, or HDMI audio out
- 8-level volume control per audio input, 100-level volume control for audio output
- Maximum input/output resolution up to WUXGA (1920 x 1200)
- Seamless audio and video switching—no black screen or fragments
- HDMI 1.3a, HDCP1.3, DisplayPort 1.1
- Audio can be mixed or separated from HDMI input and HDMI output
- EDID management for rapid integration of sources and displays
- Control method: front panel, RS-232, Ethernet, Sapphire Touch Screen
- Web interface for configuration

### Switcher/Scaler

Description	Cat. No.
Switcher/Scaler (9) video inputs, (1) video output, HD15, HDBaseT; (1) HDMI and HDMT Output	SS0AV-091



Switcher Scaler Front




Switcher Scaler Back

## Centralized Control EZ-MAX® PLUS Relay Control Panels

EZ-MAX® Plus relay lighting control panels pack power and performance in compact and cost-effective 8-circuit and 24-circuit models. EZ-MAX® Plus is the ideal solution for smaller, standalone applications that do not require field configuration or advanced networking features.

Programming is easy with the EZ-MAX® Plus with a large LCD screen on the panel or an off-line editor. EZ-MAX® Plus includes standard programming configurations for occupancy sensors and photocells as well as a built-in astronomical time clock (ATC) with 101 major city and states programmed into the system.

### R08BD



NEMA Type 1 enclosure with removable door

Modular connectors for wiring outside cabinet

Keyed Lock

Keypad with LCD and oversized buttons eases programming

Multi-voltage power supply\* 120/277/347V

\*Foreign: 230V ±15%

Revolutionary Z-MAX™ relay circuit provides unmatched durability

Contractor-friendly oversized lugs accept #8 - #16 AWG wire

Continued on next page

Continued from previous page

### EZ-MAX® Plus Relay Control Panels

#### Features and Benefits

- Large, bright LCD screen with oversized buttons for easy programming
- Easy standard programming configuration:
  - Occupancy sensors: manual-ON or auto-ON applications
  - Photocells: interior or exterior application modes
  - Photocell light level trip points: ON or OFF
- Built-in astronomical time clock and scheduler
  - 101 major cities and states programmed for easy astronomical setup
  - Sunrise/sunset time clock events
- Auto detection/auto assign of installed network switches
- ON/OFF timed control of LED — use with low voltage sensors, photocells and switches
- Select models include Wi-Fi wireless communication capabilities for remote control of the EZ-MAX®
- Enable/disable of low voltage and digital input devices minimizes power consumption
- Clearly labeled access points allow installer to locate optimum knock-out locations
- UL and cUL Listed Industrial Control Equipment and Emergency Lighting Equipment for 120V, 277V and 347V Panels
- Meets energy code requirements for ASHRAE Standard 90.1 2019 for 120V, 277V and 347V panels
- Can be used to comply with 2019 Title 24, Part 6 occupancy/vacancy sensing, 0-10V dimming, daylight harvesting, partial-ON, partial-OFF, scheduling, and receptacle control requirements
- Rated for 100% load capacity
- Backed by a limited 10-year warranty on relays and a limited 2-year warranty on panels

#### EZ-MAX® Plus Relay Control Panels

Cat. No.	Description
R08BD-000	EZ-MAX® Plus 8 Panel, 120V, 277V, and 347V, No Relays
R08BD-L04	EZ-MAX® Plus 8 Panel, 120V, 277V, and 347V, (4) 30A (NO/NC) Relays
R08BD-L08	EZ-MAX® Plus 8 Panel, 120V, 277V, and 347V, (8) 2-Pole (NO) Relays
R24BD-000	EZ-MAX® Plus 24 Panel, 120V, 277V, and 347V, No Relays
R24BD-L16	EZ-MAX® Plus 24 Panel, 120V, 277V, and 347V, (16) 30A (NO/NC) Relays
R24BD-L24	EZ-MAX® Plus 24 Panel, 120V, 277V, and 347V, (24) 30A (NO/NC) Relays
R24BD-216	EZ-MAX® Plus 16 Panel, 120V, 277V, and 347V, (16) 2-Pole (NO) Relays
R24BD-224	EZ-MAX® Plus 24 Panel, 120V, 277V, and 347V, (24) 2-Pole (NO) Relays
R08BF-000	EZ-MAX® Plus 8 Panel, 230V, No Relays
R08BF-L08	EZ-MAX® Plus 8 Panel, 230V, (8) 30A (NO/NC) Relays
R08BF-208	EZ-MAX® Plus 8 Panel, 230V, (8) 2-Pole (NO) Relays
R24BF-000	EZ-MAX® Plus 24 Panel, 230V, No Relays

For more information visit [www.leviton.com/ezmaxplus](http://www.leviton.com/ezmaxplus)

Continued on next page



R088D

#### SPOTLIGHT

#### Leviton California Title 24 Online Design Guide

Take advantage of Leviton's California Title 24 Design Guide on your laptop or mobile device. This comprehensive online guide is searchable by recommended Leviton solution, code article or application. To register or download the Leviton California Title 24 mobile app go to [title24.leviton.com](http://title24.leviton.com).





Continued from previous page

### EZ-MAX® Plus Relay Cards

EZ-MAX® Plus Panels use individual relay cards for each circuit allowing for the most flexibility in matching the relay type to your specific load requirements. The benefit of a single relay card for a single circuit is that it allows an infinite arrangement of relay types to position in your system and supports individual replacement should the need ever occur. In addition, EZ-MAX® Plus Wi-Fi Cards provide wireless communication capabilities for remote access to EZ-MAX® Plus Relay Control Panels.

#### Features and Benefits

- For maximum equipment protection, standard 30A relay card has a Short Circuit Current Rating (SCCR) of 20,000A
- Relay cards individually replaceable
- Remote internet access to time clock and event scheduling for single or group locations through the batch update function
- Wi-Fi card can be added to any EZ-MAX® Plus cabinet and requires software release 1.22 or above
- Mechanical attachment to panel of each relay card is with a single screw
- Listed for use with ballasted loads
- From the panel, each relay card can be controlled as follows:
  - Override ON
  - Override OFF
  - Locked Override ON
  - Locked Override OFF
  - Timed ON
  - Timed Override OFF
- Backed by a limited 10-year warranty on relays

#### Relay Cards

Cat. No.	Description
<a href="#">RELAY-L30</a>	1-Pole N/O or N/C Relay Card with Manual Override, 30A, 120-277V, 347V, 20A Ballast
<a href="#">RELAY-2PL</a>	2-Pole, N/O Relay Card, 20A, 208-480V
<a href="#">RELAY-347</a>	347V N/O Relay Card, 20A, 347V
<a href="#">RAC00-802</a>	EZ-MAX® Plus Wireless 802.11 Adapter card, can be used with any existing EZ-MAX® Plus Cabinet
<a href="#">R08BD-W04</a>	EZ-Max® Plus custom configured relay cabinet with Wi-Fi Card, 120, 277 & 347V control inputs with 0-8 relays
<a href="#">R24BD-W16</a>	EZ-Max® Plus custom configured relay cabinet with Wi-Fi Card, 120, 277 & 347V control inputs with 0-24 relays



RELAY-L30

#### Accessories

Cat. No.	Description
<a href="#">RAC00-2SB</a>	Low-Voltage Switch Adapter, reduces required wire count of GE style switch by 1. (installed at the switch itself, cabinet has terminations for ON/OFF/LED/+1/com)
<a href="#">00LVS-xxW*</a>	Button, Low Voltage Switch, White
<a href="#">ZMDSW-xxW*</a>	Button, Digital Switch, White
<a href="#">ODC0P-00W</a>	Low Voltage Photocell, 1-1,600FC
<a href="#">PCOUT-000</a>	Outdoor Photocell, 0-10V, 50-750FC
<a href="#">PCIND-000</a>	Indoor Photocell, 0-10V, 3, 30, 300 or 600FC
<a href="#">PCATR-000</a>	Atrium Photocell, 0-10V, 215-2,690FC
<a href="#">PCSKY-000</a>	Skylight Photocell, 0-10V, 1,076-8,0720FC

\*x = 01, 02, 04, 05, 06, 08 or 10 button switch

## GreenMAX® Relay Control Panels

### Smart Lighting Control

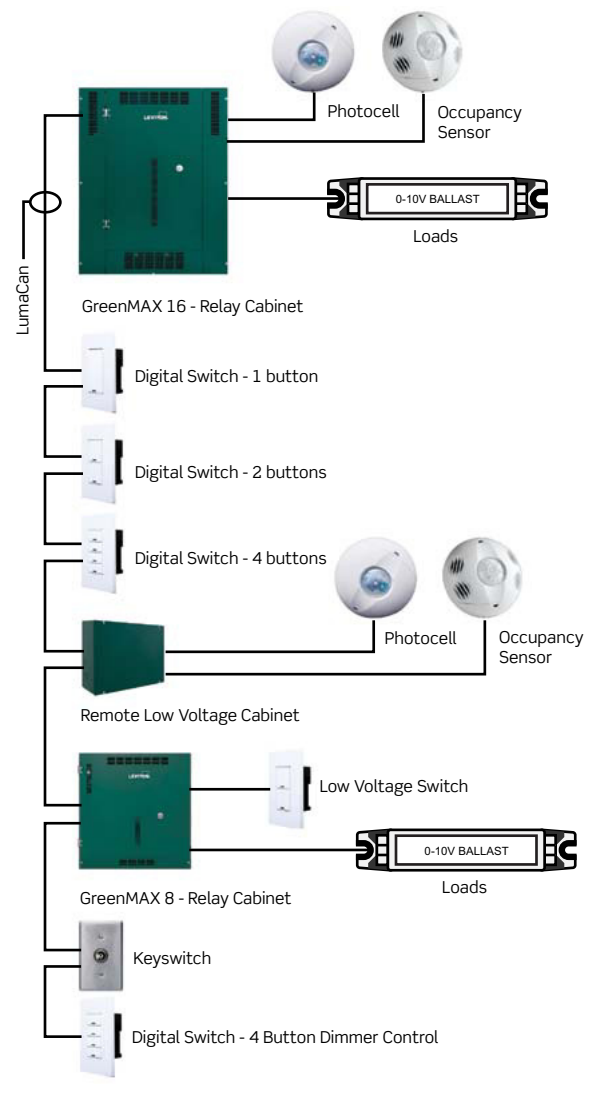
Designed for the contractor, specifier and end user, GreenMAX® Relay Control Panels offer the best performance, reliability, flexibility and energy savings of any relay control available. GreenMAX® easily integrates lighting control strategies that include switching, dimming, pulse control, behavior controls, scheduling, occupancy sensing and daylight harvesting.

#### Features and Benefits

- Scalable solution offers future expansion opportunities
- Easy energy code compliance and LEED point eligibility
- Can be used to comply with IECC, ASHRAE 90.1, and 2019 Title 24, Part 6 occupancy/vacancy sensing, 0-10V dimming, daylight harvesting, partial-ON, partial-OFF, scheduling, demand response, and receptacle control requirements
- Daylight harvesting capabilities
  - Dimming
  - Switching
  - Open Loop
  - Closed Loop
- Highest Short Circuit Current Rating (SCCR) of 25,000A at 277VAC for maximum equipment reliability
- Robust latching Relay Modules are rated 30A general fluorescent ballast and 20A electronic ballast in 1-pole and 2-pole configurations with the same footprint, available with or without the Return to Closed (RTC) functionality
- 0-10V dimming control with dimming and switching relay modules
- 0-10V and timed control using Leviton's exclusive behavioral design — use with low voltage sensors, photocells and switches
- Programming and monitoring of the system is conveniently done with a portable Handheld Display Unit (HDU) and simplified Behavior settings in the space being controlled rather than from the electrical room
- Modular system was designed to ship the empty cabinet enclosure, complete with doors and covers, to the job site to make installation of the cabinet and conduits easier
- Communication over LumaCAN and Ethernet - to simplify configuration and ensure start up simplicity
- Accommodates low voltage inputs such as occupancy sensors, photocells, contact closures, and switches
- Wiring area covers and isolation barriers conceal the circuit wiring and provide maximum arc flash protection when installed allowing work to be done with power on without chance of exposure to high voltage — no Arc Flash Suit needed
- Custom engraving available on digital switches and wallplates
- Relay pulse control provides control of large mechanical contactors

For more information visit [www.leviton.com/greenmax](http://www.leviton.com/greenmax)

#### GreenMAX® Relay Control Panel System



Continued on next page

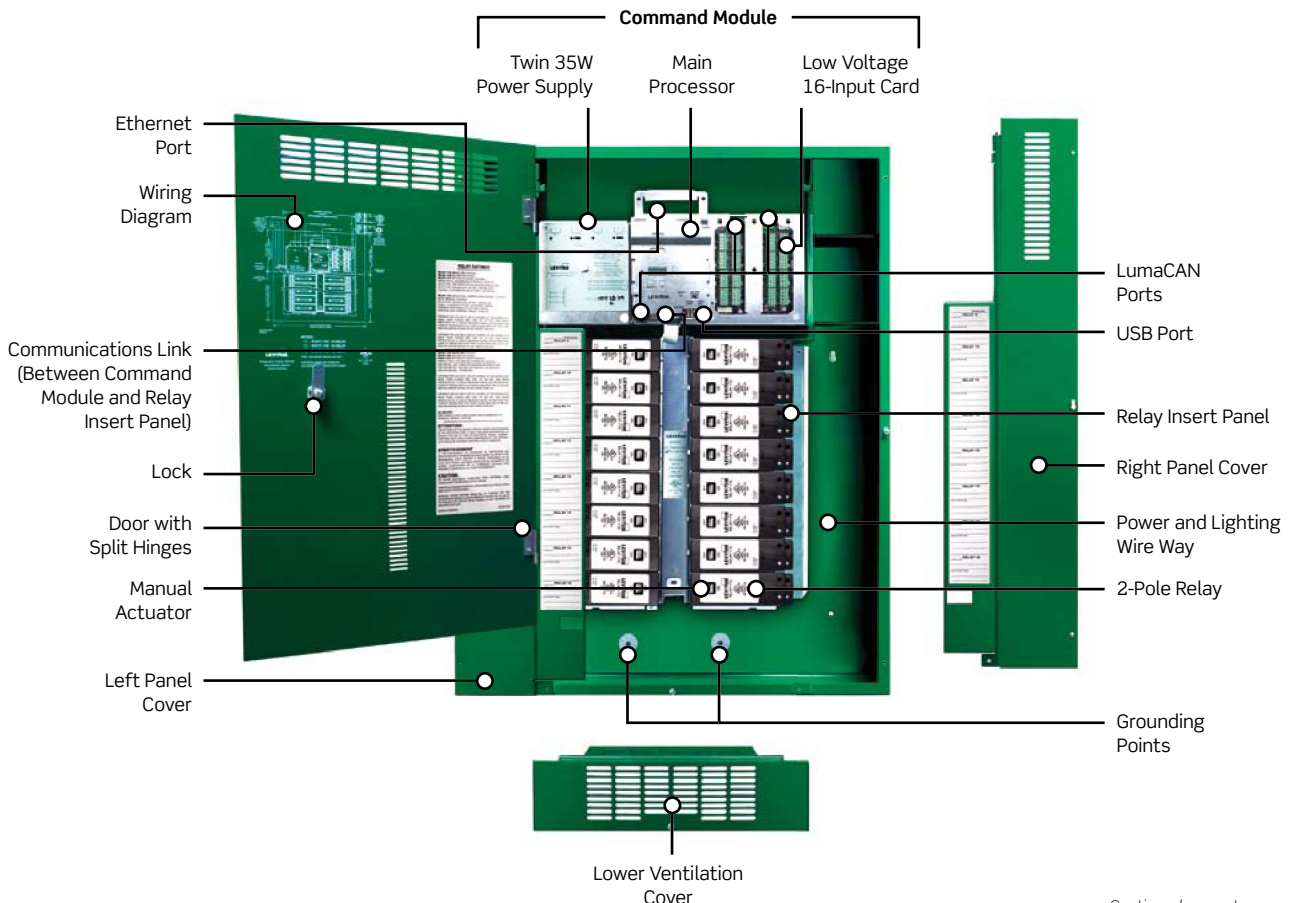
Continued from previous page

## GreenMAX® Innovation System

### Features and Benefits

- Industry leading 25,000A Short Circuit Rating (SCCR) at 277VAC withstands circuit faults for increased safety
- Native communications network protocols — BACnet IP, Ethernet and LumaCAN — are built into each Command Module to offer unparalleled connectivity; no additional parts or adapters are needed to communicate with other products utilizing these protocols
- Can be used to comply with IECC, ASHRAE 90.1, and 2019 Title 24, Part 6 occupancy/vacancy sensing, 0-10V dimming, daylight harvesting, partial-ON, partial-OFF, scheduling, demand response, and receptacle control requirements
- Meets California Energy Commission demand response requirements
- Modular system includes separate empty Cabinet enclosures, Command Modules and Relay Insert Panels to minimize handling and subsequent damage during the installation process
- Easy updates — loading firmware is automated and only requires plugging in a flash memory card and pressing a button
- System can be connected via Ethernet or LumaCAN networks
- All network connections are made with RJ45 connectors and cabling is standard CAT6
- Low Voltage Remote Input Card can be combined with LevNet RF™ Self-Powered Wireless Solutions to create a wireless hybrid system of inputs
- All programming and configurations are stored on a MicroSD memory card, which eliminates the need for non-volatile memory
- BMS interface through BACnet IP

### GreenMAX® Innovative System



Continued on next page

Continued from previous page

### GreenMAX® Relay Cabinets

#### Features and Benefits

- GreenMAX® system connects together with Cat6 cable and RJ45 connectors; power is provided to devices over this network running the LumaCAN protocol
- Empty cabinet enclosures ship separately from electronic components — Command Module and Relay Insert Panel — making the cabinets lighter and easier to handle and requiring less effort to install
- Empty cabinet also provides unobstructed access to conduit entry points and reduces the risk of damaging electronics
- Relay cabinets can hold 8, 16, 32 and 48 relays — each with unlimited and flexible configuration capabilities (the 0-10VDC dimming and switching relay models can be installed in any available relay slot)
- Increased arc flash protection — the cabinet door opens to expose only the low voltage area of the cabinet
- Remote Low Voltage Panels allow the connection points of the low voltage wiring enclosure to be installed closer to the devices it serves, reducing wiring and labor costs and making commissioning or troubleshooting easier
- Takes only eight screws to assemble the internal Relay Insert Panels and Command Module of a 48-Relay GreenMAX® cabinet
- A single relay or group of relays can be separated by sliding an isolation barrier between relays to eliminate the need for an additional cabinet to handle emergency loads and to allow voltages from mixed sources in the same cabinet
- Native communications network protocols — BACnet IP and Ethernet — are built into each Command Module to offer unparalleled connectivity; no additional devices are needed to communicate with other products utilizing these protocols



R16TC

M

Energy Management

### GreenMAX® Relay Modules

#### Features and Benefits

- All GreenMAX® relay modules have a 25,000A at 277VAC Short Circuit Current Rating (SCCR) for increased reliability and durability
- Rated at 30A general fluorescent ballast and 20A incandescent, HID, electronic ballast, and LED
- All GreenMAX® Relay Modules are 1-pole or 2-pole latching relay types that reduce parasitic energy use. All relay modules are the same physical size, allowing the optimal mix of relays for each application
- Self-contained Dimming and Switching Relay Module in 1-pole configurations features daylight harvesting capabilities
- All four wires required for 0-10V dimming ballast wiring connect directly to the module — no additional control board required
- All relays are latching with a manual actuator that allows users to manually bypass the system to turn lights ON or OFF without CPU power
- Metering relays provide 3% accuracy and are not suitable for revenue grade applications. Data is provided over BACnet through analog output objects and may be aggregated using Leviton's Measurement & Verification products
- LED Ready



RELAY-1DS

Continued on next page

Continued from previous page

## Handheld Display Unit (HDU)

### Features and Benefits

- Allows programming, system configuration and scheduling to be done in the space being controlled rather than in the electrical room to make commissioning and set-up functions easier
- Configure and control the entire GreenMAX® system (or multiple systems) from any convenient network access point — relay cabinets, switches or remote low voltage cabinets with just one HDU
- Provides interface with all devices and relays in the system
- Can be stored in the cabinet or designated docking station
- Communicate via LumaCAN
- 7 hour run time on a single full charge ; batteries charge when plugged into the LumaCAN network
- Astronomical clock — sunrise/sunset
- HDU need not be connected to system during operation. The full computing power of a PC remains in the palm of your hand
- Comes complete with a set of rechargeable batteries



Handheld Display Unit (HDU)

## GreenMAX® Switches

### Features and Benefits

- GreenMAX® digital key switches provide secure button presses on the network
- Manual control as required by energy codes
- Available in 1, 2, 4 and 8 button configurations, and key switch version
- Custom engraved labeling available on switch buttons and plastic screwless wallplates; engraving not available on stainless steel wallplate
- Switch colors available: White, Light Almond, Ivory, Gray, Black, and Red; all come with a matching wallplate; key switch comes with a stainless steel wallplate and tamper-resistant screws (tool included)
- Each digital switch button has a green LED pilot light to report the corresponding relay state
- 1, 2, 4, and 8 button switches can be ganged together in wallboxes (multi-gang wallplate sold separately)
- RJ45 connectors to provide inline connection to the LumaCAN network
- Any 4-button switch model can be configured to control 0-10VDC dimming circuits
- Easy-to-access port on top of switch provides connectivity for the GreenMAX® HDU

Continued on next page



RDGSW-1DW



RDGSW-2DW



RDGSW-4DW



RDGSW-8EW



RDGSW-1KS  
Front with Faceplate

Continued from previous page

## Programming GreenMAX® with Lighting Behaviors

### Lighting Customization

GreenMAX® controls allow different behavior settings to be programmed throughout the day. Using the HDU, any room can be set with just a few button selections:

- Select the behavior desired and the time behavior will take place
- Choose any additional behavior transitions and the time transition will take place
- Optional override to sunrise/sunset astronomical clock prevents lights from activating prematurely in summer or too late in winter
- Set behaviors to scale on a daily, weekly, monthly or holiday schedule
- Up to 24 behaviors per 24 hour period can be programmed and can be as close together as one minute

### Simple and Easy Programming

- Using the HDU, select the number on the screen corresponding with the desired behavior
- Enter time and dates to be in effect and any corresponding behavior modifiers. Behaviors can be set for entire system or individual rooms/relays

GreenMAX® Lighting Behaviors					
Number	Description	Occupancy Sensor	Photocell	Switch	Time
B1	Lights turned ON with the switch. Can be turned OFF with switch. Occupancy sensor will turn OFF upon vacancy.	OFF	—	ON/OFF	—
B2	Lights turned ON with the occupancy sensor. Can be turned OFF/ON with switch. Occupancy sensor will turn OFF upon vacancy.	ON/OFF	—	ON/OFF	—
B3	Occupancy sensor turns lights ON/OFF.	ON/OFF	—	—	—
B4	Switch ON/OFF.	—	—	ON/OFF	—
B5	Time triggers a Blink Warn sequence, an OFF blink followed by a variable ON delay. Switch interrupts sequence and starts override timer. Will automatically turn OFF relay if override timer reaches zero.	—	—	ON/OFF	Blink/OFF
B6	Turn ON at specific time.	—	—	—	ON
B7	Turn OFF at specific time.	—	—	—	OFF
B8	Occupancy sensor turns ON lights with occupancy. Measured light level above photocell trigger point turns OFF or keeps lights OFF. Below setpoint allows control by Occupancy Sensor. Occupancy sensor turns OFF lights with vacancy.	ON/OFF	OFF	—	—
B9	Switch turns ON/OFF lights. Measured light levels above Photocell trigger point turns OFF or keeps lights OFF. Below setpoint allows control by occupancy sensor. Occupancy sensor turns OFF lights with vacancy.	OFF	OFF	ON/OFF	—
B10	Occupancy sensor turns ON lights with occupancy. Measured light level above photocell trigger point turns OFF or keeps lights OFF. Below setpoint allows occupancy sensor control. Switch can turn ON/OFF lights by overriding occupancy sensor control. Occupancy sensor will turn OFF lights upon vacancy.	ON/OFF	OFF	ON/OFF	—
B11	Switch ON/OFF. Measured light level above photocell trigger point turns OFF or keeps lights OFF. Below setpoint allows switch control.	—	OFF	ON/OFF	—
B12	Turns ON at specified time. Measured light level above photocell trigger point turns OFF or keeps lights OFF. Below setpoint relinquishes control to the constant ON state.	—	OFF	—	ON
B13	Occupancy sensor turns lights partially ON. Switch turns lights ON full bright or turns them OFF.	ON/OFF	—	ON/OFF	—
B14	Lights turn ON at minimum level. Occupancy sensor raises/lowers light level between Partial-ON and full ON.	ON/OFF	—	—	—

Continued on next page



Continued from previous page

## Programming GreenMAX® with Lighting Behaviors

Behavior Details		
Behavior	Description	Coverage
Switch OFF Delay	When relay is turned ON with the switch, length of time before relay will automatically turn OFF.	2.5, 5, 10, 15, 30, 60, 90, 120 minutes, and Constant ON
Occupancy Sensor OFF Delay	When vacancy is determined, length of time before relay will automatically turn OFF.	0, 0.5, 2.5, 5, 10, 20, 30 minutes
Photocell Delay	Delay before action is taken after a photocell trigger point has been crossed.	0, 0.5, 2.5, 5, 10, 20 minutes
Blink Warn — Blink Duration	Length of the OFF Blink used to notify occupants that an OFF sequence has been initiated.	0.5-25.4 seconds
Blink Warn — Delay	Specified period of time that follows the Blink. If button is pressed during this period, the delay timer stops and the Override Time starts. If no buttons are pressed, the lights will turn OFF.	1-254 minutes
Blink Warn — Override Time	The relay will remain ON for the duration of this timer. A new Blink Warn sequence will be initialized at the end of this period. If the relay had been OFF previously and a button is pressed to turn the relay ON, this timer will be started again.	1-254 minutes

Continued on next page

### SPOTLIGHT

#### Leviton ASHRAE Standard 90.1 2016 & CA Title 24 2019 Resources

Take advantage of Leviton's wealth of information and tools relating to ASHRAE Standard 90.1 2016 and Title 24. Gain access to code, product, and application information; download the latest design guides as well as the Leviton ASHRAE and Title 24 apps. Find it all by going to [ashrae.leviton.com](http://ashrae.leviton.com) and [title24.leviton.com](http://title24.leviton.com).



Continued from previous page

## GreenMAX® Innovation System

GreenMAX® Innovation System Components	
Cat. No.	Description
<b>Tubs and Covers (all cabinets are surface mount with a locking door)</b>	
R08TC-100	GreenMAX® Relay Cabinet, 8-Relay Size, NEMA 1
R16TC-100	GreenMAX® Relay Cabinet, 16-Relay Size, NEMA 1
R32TC-100	GreenMAX® Relay Cabinet, 32-Relay Size, NEMA 1
R48TC-100	GreenMAX® Relay Cabinet, 48-Relay Size, NEMA 1
<b>Command Modules (includes power supply and main processor unit, option 24VDC Low Voltage Input Card)</b>	
RPM00-300	Main Command Module, 100-277VAC, 50/60 Hz, no inputs, LumaCAN3
RPM08-308	Main Command Module with 8-Port Low Voltage Input Card, 100-277VAC, 50/60Hz, LumaCAN3
RPM16-316	Main Command Module with 16-Port Low Voltage Input Card, 100-277VAC, 50/60Hz, LumaCAN3
<b>Panel Interiors (all panels are 16-position, rated 30A, 120-230-277/347VAC, 50/60Hz)</b>	
R0800-000	Relay Insert Panel, Empty with 8 Spaces
R1600-000	Relay Insert Panel, Empty with 16 Spaces
R1616-1CB	Relay Insert Panel with 16 1-Pole Basic Relays
R1616-1DS	Relay Insert Panel with 16 1-Pole Dimming and Switching Relays
R1616-1TB	Relay Insert Panel with 16 1-Pole Basic Relays
R1616-2CB	Relay Insert Panel with 16 2-Pole RTC Relays
R1616-2TB	Relay Insert Panel with 16 2-Pole Basic Relays
<b>Handheld Display Unit (HDU)</b>	
RHDU1-300	Handheld Display Unit, Cabinet Mounting, LumaCAN3
RHDU1-001	Handheld Display Unit, Mounting Bracket Requires 2 Gang Back Box
<b>Remote Inputs with Power Supply (all cabinet power supplies rated 120-277VAC, 50/60Hz)</b>	
RLV08-308	Remote Low Voltage Input Cabinet, 8 Inputs, NEMA 1 Enclosure, LumaCAN3
RLV16-316	Remote Low Voltage Input Cabinet, 16 Inputs, NEMA 1 Enclosure, LumaCAN3
<b>Relays</b>	
RELAY-1CB*	GreenMAX® Latching Relay, 1-Pole RTC Basic
RELAY-1DS+	GreenMAX® Latching Relay, 1-Pole dimming and switching, 0-10VDC Dimming, Sinking, LED Control
RELAY-1TB*	GreenMAX® Latching Relay, 1-Pole Basic
RELAY-2CB*	GreenMAX® Latching Relay, 2-Pole RTC
RELAY-2TB*	GreenMAX® Latching Relay, 2-Pole Basic
RELAY-BFM	Blank Filler Module
<b>Digital Switches and Color Change Kits</b>	
RDGSW-1Cx**	GreenMAX® Digital Switch, 1-Button, LumaCAN3
RDGSW-2Cx**	GreenMAX® Digital Switch, 2-Button, LumaCAN3
RDGSW-4Cx**	GreenMAX® Digital Switch, 4-Button, LumaCAN3
RDGSW-8Cx**	GreenMAX® Digital Switch, 8-Button, LumaCAN3
RDGSW-1KS	GreenMAX® Keypad
RDGSW-1Ey***	GreenMAX® 1-Button Color Change Kit
RDGSW-2Ey***	GreenMAX® 2-Button Color Change Kit
RDGSW-4Ey***	GreenMAX® 4-Button Color Change Kit
RDGSW-8Ey***	GreenMAX® 8-Button Color Change Kit
RDGSW-1Fy***	GreenMAX® 1-Button Engraved Color Change Kit
RDGSW-2Fy***	GreenMAX® 2-Button Engraved Color Change Kit
RDGSW-4Fy***	GreenMAX® 4-Button Engraved Color Change Kit
RDGSW-8Fy***	GreenMAX® 8-Button Engraved Color Change Kit
<b>Cabinet Accessories</b>	
RGBAR-008	GreenMAX® Voltage Barriers for 8-Relay Cabinets
RGBAR-016	GreenMAX® Voltage Barriers for 16-, 32- and 48-Relay Cabinets

\*Replace \* with B for Standard Relay or M for Metering Relay

+Replace + with S for Standard Relay or M for Metering Relay

\*\*Replace x with the following color codes — (W) White, (I) Ivory, (T) Light Almond and (G) Gray.

\*\*\*Replace y with the following color codes — (W) White, (I) Ivory (T) Light Almond, (G) Gray, (E) Black, (R) Red

## Track Light Limiting Panel (TLLP)

The Track Light Limiting Panel (TLLP) enables designer lighting to easily meet energy code watt density requirements. Limiting branch circuit volt-ampere rating with the TLLP sets a fixed power consumption limit for lighting installations instead of calculated values based on watts per linear foot of the track. Track lighting can now be specified for as many linear feet of track as desired without violating code specifications.





### Features and Benefits

- Enables designer lighting to easily meet energy code watt density requirements
- Assists track lighting schemes and can be used to comply with ASHRAE 90.1, City of Seattle guidelines, and 2019 Title 24, Part 6 track lighting requirements
- California Title 24 2019 Track Light Supplementary Overcurrent Protection Panel
- Simplifies load calculations by using volt-ampere rating of the breaker as opposed to calculated values on the track
- Reduces installation costs
- Available in 16 or 32 circuit panels
- NEMA 1 surface or flush mount enclosure
- Factory configured to your specifications — arrives ready to install

### Track Light Limiting Panel (TLLP)



### Track Light Limiting Panel (TLLP) Ordering Information

G	 <b>SPACES</b> 16 = 16 Spaces 32 = 32 Spaces	 <b>MOUNT</b> F = Flush Mount S = Surface Mount	 <b>VOLTAGE</b> 1 = 120VAC 7 = 277VAC	- 1	 <b># OF NEMA 1 CIRCUIT BREAKERS INSTALLED</b>  Indicate 2-digit multiple of 2, available from 02-32*
---	--	---	---	-----	---

Note: Specify breaker size and configuration on configuration form.  
 Note: Completed configuration form must accompany order.  
 \*Available breaker sizes: 0.5A, 1A, 2A, 3A, 4A, 5A, 6A, 7A, 8A, 10A, 13A, 15A, 16A, 20A, 25A, 30A, 32A, 40A, 50A, 60A

## Distributed Control Intellect™ Fixture Control System

Engineered to simplify energy management and code compliance, the Intellect™ Intelligent Fixture Control System requires only two devices — Intellect™-enabled fixtures\* and an Intellect™ Keypad Room Controller — to enable advanced lighting control strategies. Virtually any fixtures can be Intellect™-enabled.

### Intellect™ Fixture Control System



### Intellect™ System Components



#### Keypad Room Controller

- Multi-function primary user and system interface manages all devices to coordinate functions within the room through a wireless mesh network
- Connects to an Android or iOS smart device using the Bluetooth-enabled App
- Custom engraving for switch buttons and wall plates available



#### Power Control Modules

- Included in each luminaire and receives commands from the Sensor Control Module
- Delivers relay power and 0-10V control to set dimming levels to the rest of the system through the Sensor Control Module



#### Sensor Control Module

- Wirelessly communicates to all other devices in the room
- Provides occupancy and light level detection
- Controls the load directly by the Power Control Module



#### Intellect App

- Wireless communication using the Bluetooth-enabled app
- Allows for room configuration, monitoring and remote control from an Android or iOS smart device

Continued on next page

Continued from previous page

## Intellect™ Fixture Control System

### Features and Benefits

#### Intellect™ System Features

- Programmable using any Bluetooth-enabled Android or iOS smart device using the Intellect™ App
- Multi-location switching
- Occupancy detection — minor motion coverage area is equivalent to fixture coverage area
- Multi-zone daylight harvesting — no limit to number of zones
- Programmable Intellect™ Keypad Room Controller buttons — assignable with one of the following behaviors:
  - Scene: collection of Groups at a level
  - Toggle: button turns an individual group ON/OFF
  - Room ON: all lights go to their target level or to MAX if they are not in a daylighting zone -
  - Room OFF - all lights go OFF
  - Raise: lights get incrementally brighter from their current position; lights that are off stay off
  - Lower: lights get incrementally dimmer from current position; lower will only dim the lights to their minimum value
- User controlled fixture Groups — no limit to number of Groups
- Integral scene support — scenes are collections of Groups, each at their own level, programmed with a fade time and recalled from a pushbutton or the app

#### Easy Energy Savings

- Intellect™-enabled fixtures offer essential out-of-the-box functionality, self-contained solutions that can be used to comply with IECC, ASHRAE 90.1 and 2019 Title 24, Part 6 dimming, occupancy/vacancy sensing and daylight harvesting requirements
- Compliant with DesignLights Consortium (DLC) Networked Lighting Controls (NLC) specifications

#### Easy Specification, Layout and Design

- Each Intellect™-enabled luminaire integrates a sensor which wireless communicates with the Keypad Room Controller and other Intellect™ devices within the space
- No additional gateway or hub needed

#### Easy Installation

- Plug-and-play operation
- Ladderless commissioning via the Bluetooth-enabled Intellect™ App

#### Easy Operation

- Configure, monitor and control the system from an Android or iOS smart device the with the Intellect™ App
- Easily program the Keypad Room Controller to meet the lighting needs of any space using the Intellect™ App

Intellect™ Power Control Modules		Keypads	
Description	Cat. No.	Description	Cat. No.
Intellect™ Power Control Module	ZL027-N0W	Intellect™ Decora 1-Button Keypad	ZLDNK-01W
Intellect™ Linear Power Control Module	ZL027-DLE	Intellect™ Decora 2-Button Keypad	ZLDNK-02W
Emergency Sense Pigtail for use with Intellect™ Linear Power Control Module	ZL027-OES	Intellect™ Decora 4-Button Keypad	ZLDNK-04W
		Intellect™ Decora 8-Button Keypad	ZLDNK-08W
Intellect™ Sensor Control Modules		1 Button Color Change Kit	CKDNK-10y*
Description	Cat. No.	2 Button Color Change Kit	CKDNK-20y*
Intellect™ PIR Sensor Control Module with Integrated Photocell	ZL00J-D0W	4 Button Color Change Kit	CKDNK-40y*
Intellect™ PIR Sensor Head Module with Integrated Photocell	ZL00J-T0W	8 Button Color Change Kit	CKDNK-80y*
Cables		1 Button Color Change Kit with Engraving	CKDNK-1Ey*
Description	Cat. No.	2 Button Color Change Kit with Engraving	CKDNK-2Ey*
Extension cable, 12"	ZLAEX-012	4 Button Color Change Kit with Engraving	CKDNK-4Ey*
Extension cable, 18"	ZLAEX-018	8 Button Color Change Kit with Engraving	CKDNK-8Ey*
Extension cable, 24"	ZLAEX-024	Engraved Wallplate	WPDNO-1Ex*
Extension cable, 30"	ZLAEX-030		
High temperature extension cable, 18"	ZLAEX-H18		
High temperature extension cable, 48"	ZLAEX-H48		
High temperature extension cable, 96"	ZLAEX-H96		

\*Replace y and x to indicate color: (W) = White, (I) = Ivory, (T) = Light Almond, (G) = Gray (R) = Red, (E) = Black.

**Note:** Wallplates purchased separately, recommend Leviton Cat. No. 80301 screwless wallplates

## GreenMAX® DRC Room Control System

The GreenMAX® DRC Room Control System revolutionizes lighting control by creating a scalable, distributed control system that can manage different types of lighting for virtually any application.

### GreenMax® DRC



### GreenMax® DRC



#### DRC Digital Keypads

- Permanently installed keypad user interface to the GreenMAX® DRC system
- Multi-location control
- Available in 1-, 2-, 4-, and 8-button configurations
- Custom engraved labeling available on switch buttons and screwless wallplates
- Each button can be individually programmed for ON, OFF, ON/OFF, room raise/lower, last selected scene raise/lower, scene, and other customizable scenes and settings via the GreenMAX® DRC app
- Mounts into a standard-depth wallbox — all switches can be installed in a multi-gang application (multi-gang wallplate sold separately)



#### Sapphire™ Touch Screen

- Fully customizable user interface that integrates the GreenMAX® DRC Room Control System
- Features LumaCAN connectivity
- 2 low voltage/analog inputs for connecting of occupancy sensors, photocells, etc.



#### GreenMAX® DRC App

- For Android and iOS smart devices
- Configures the system as the only setup tool needed
- Wirelessly communicates with system components via WiFi
- Manage devices, create groups, configure daylighting zones, edit scenes, and program digital keypads from the palm of your hand, and effortlessly make adjustments as necessary
- Duplicate settings for like spaces across an entire facility or campus to drastically reduce commissioning time
- Allow users to adjust their individual space's lighting to accommodate preferences and temporary needs through their own smart device while protecting administrative settings with the User Control Interface



#### DRC Digital Sensor

- Occupancy/vacancy detection using PIR technology with a 450 sq ft field of view with an integrated photocell that offers light level detection, 0-100 footcandles
- Interfaces to the GreenMAX® DRC system via the LumaCAN port for simplified specification and installation
- Integrated occupancy/vacancy and photocell design offers more capabilities while requiring less equipment and wiring

*Continued on next page*




Continued from previous page

## GreenMax® DRC



### Analog Occupancy/Vacancy Sensors

- Monitor spaces for occupancy, and switch/dim lights ON/OFF accordingly, or provide manual-ON/auto-OFF control in vacancy mode
- Available with passive infrared, ultrasonic or multi- technology sensing to accommodate any size and style of application
- Industry's largest number of SKUs include ceiling mount, wall mount, fixture mount, wall switch, low and line voltage, self-contained, and wireless versions to cover any and all end user needs and preferences



### DRC Phase Control Dimmer

- Incorporates 2-wire phase control loads into GreenMAX® DRC systems
- 1-4 channel LumaCAN forward or reverse phase control dimmer
- Control wall sconces, chandeliers, pendant lighting, track lighting, and more for precise dimming of elegant, modern light fixtures
- Utilizes Leviton High Inrush Stability (H.I.S.) circuitry for increased reliability
- Connects via the LumaCAN network via RJ45 connectors and CAT6 cabling
- AMPLify feature — combine channels for increased capacity
- Each channel phase selectable — supports LED loads at full capacity




### DRC 0-10V Smart Pack

- Enables switching and 0-10V dimming control of a single zone of fixtures
- Supports plug load control applications
- Eliminates the need to run wires back to a cabinet, saving on installation and equipment costs
- Single channel device — (1) 0-10V output plus (1) relay
- Connects via the LumaCAN network using RJ45 connectors and CAT6 cabling
- 0-10V control can be Class 1 or Class 2 wiring



### DRC LumaCAN to DALI Gateway

- Interface to DALI fixtures
- Converts LumaCAN channels to DALI driver control
- Short address assignment to DALI devices
- Fixed fade time for each device
- (2) independent DALI bus on one gateway



### DRC Analog Interface (AI)

- Interface to non-LumaCAN devices, including sensors, photocells, and low-voltage switches
- Demand response interface
- Fire alarm/security system interface
- Powered from LumaCAN network



### Luma-Net to LumaCAN Gateway

- Bidirectional protocol converts from Luma-Net to LumaCAN and vice versa
- Processes channel, group and dimmer status messages
- 250 nodes per subnet with 254 subnets



### DRC Low Voltage Digital Room Controller

- One room controller required in every room
- System operation and power control — receives commands from user interfaces (smart device, sensors, keypads, touchscreen)
- Coordinates the business logic within the room
- WiFi/Ethernet <-> LumaCAN interface
- Low voltage (12-24 VDC)
- LumaCAN network input/output via RJ45 connectors and CAT6 cabling

Continued on next page

Continued from previous page

## GreenMax® DRC

### Features and Benefits

- Enables a full suite of lighting control capabilities including programmable room behaviors, occupancy/vacancy sensing, daylight harvesting, scene control, and multi- location control
- Fully configurable using the GreenMAX® DRC App via any WiFi-enabled Android or iOS smart device
- Secures data with fully encrypted communication — privacy is guaranteed as unauthenticated queries and commands are rejected
- Flexibility to grow and change with your business and its evolving needs as a scalable solution; add additional components at any time to modify or expand the system, and re-configure rooms and zones from the convenience of your smart device
- User Access Controls allow for employees or tenants to use their own app interface to set scenes and make adjustments, while keeping the overall facility secure — the perfect balance of pre-configured maintained settings and human-centric lighting
- Plug-and-play, Category 6, RJ45 hardwired digital network

## User Interfaces

### Digital Keypads

Description	Cat. No.
GreenMAX® DRC Digital Keypad, 1-button, LumaCAN	DRKDN-C1W
GreenMAX® DRC Digital Keypad, 2-button, LumaCAN	DRKDN-C2W
GreenMAX® DRC Digital Keypad, 4-button, LumaCAN	DRKDN-C4W
GreenMAX® DRC Digital Keypad, 8-button, LumaCAN	DRKDN-C8W
GreenMAX® DRC 2-Button Color Change Kit	CKDNK-10y
GreenMAX® DRC 4-Button Color Change Kit	CKDNK-40y
GreenMAX® DRC 8-Button Color Change Kit	CKDNK-80y
GreenMAX® DRC 1-Button Color Change Kit with Engraving	CKDNK-1Ey
GreenMAX® DRC 2-Button Color Change Kit with Engraving	CKDNK-2Ey
GreenMAX® DRC 4-Button Color Change Kit with Engraving	CKDNK-4Ey
GreenMAX® DRC 8-Button Color Change Kit with Engraving	CKDNK-8Ey

### Sapphire™ Room Controller

Description	Cat. No.
7-in Touchscreen, capacitive interface, no faceplate included	TS007-000
7-in Touchscreen Color Change Kit, black faceplate	TS007-COE
7-in Touchscreen Color Change Kit, light almond faceplate	TS007-COT
7-in Touchscreen Color Change Kit, white faceplate	TS007-COW
7-in Touchscreen Locking Cover, black	TS007-LCE

### GreenMAX® DRC App

Description	Cat. No.
For use with Android and iOS smart devices; visit <a href="http://www.leviton.com/apps">www.leviton.com/apps</a> to download	—

## Sensors

### Occupancy/Vacancy Sensors

Description	Cat. No.
GreenMAX® DRC Digital Sensor, 1,500 sq ft, white	OSR05-ICW
Visit <a href="http://www.leviton.com/sensors">www.leviton.com/sensors</a> for selection, or reference the Leviton Sensor Guide for a full selection	—

Continued on next page

Continued from previous page

## Load Controls

0-10V Smart Pack	
Description	Cat. No.
GreenMAX® DRC Smart Pack, 0-10V, 120-277VAC, 50/60 Hz, 20A max, 100mA sink current	DRD07-ED0
Phase Control Dimmer	
Description	Cat. No.
GreenMAX® DRC Phase Control Dimmer	DRDDP-A40
LumaCAN to DALI Gateway	
Description	Cat. No.
LumaCAN to DALI Gateway, DIN rail mount	DRCDD-0L0
Analog Interface (AI)	
Description	Cat. No.
GreenMAX DRC 2-Port AI, LumaCAN, DIN rail or surface mount	DRID0-C02
GreenMAX DRC 2-Port AI, mounted to blank plate for installation onto 4-11/16" back box	DRID0-CB2
Luma-Net to LumaCAN Gateway	
Description	Cat. No.
Luma-Net to LumaCAN Gateway	NP00G-000

## Room Controllers

Room Controller	
Description	Cat. No.
GreenMAX DRC Room Controller with interface to LumaCAN, Lumina RF, ZigBee, and wifi networks, DIN rail form factor, low voltage	DRC00-0L0

## DIN Rail Cabinets

Room Controller	
Description	Cat. No.
DIN Rail Rack Mount Enclosure, small, 14x10 in with (1) 12.9-in rail	DINRK-001
DIN Rail Rack Mount Enclosure, medium, 21x25 in with (3) 13.7-in rails	DINRK-A03
DIN Rail Rack Mount Enclosure, large, 25x48 in with (5) 19.5-in rails	DINRK-A06

## VerifEye™ Submetering Solutions

### SMARTer Metering. SMARTer Control. REAL Savings.

#### The Benefits of Submetering

VerifEye™ delivers a comprehensive line of leading-edge submeters, communication products, and software solutions as the key building blocks to help you better manage costs and conserve energy.

Develop your strategic energy management plan using revenue grade real-time energy usage information to measure, monitor, and manage operations to improve your bottom line. From tenant billing to energy measurement & verification (M&V) software solutions, VerifEye™ offers cost effective scalability and integration to provide you with the solution you need today and in the future.

#### Excellence Comes Standard

- Load profiling & benchmarking
- Tenant billing/cost allocation
- Measurement & verification (M&V)
- Energy conservation programs
- Building codes and standards compliance
- Green initiatives including LEED certification
- Federal government energy program compliance
- Building management systems (AMR/BMS/EMS) integration
- Solutions are confidently backed by a best in the industry 5-year warranty

#### Leviton Metering Philosophy

##### Consultative Approach

Each project is tailored to each customer's needs — from a basic meter hardware system to an advanced communication system that includes BAS/BMS integration

##### Open Protocol

Options for future upgrades and additions are available with Leviton's flexible solution — no need to purchase an entire new system

##### Scalable System

Ease of communication with use of Leviton Data Acquisition Communication equipment

*Continued on next page*

#### SPOTLIGHT

#### VerifEye™ Submetering Solutions

*Easy to install and maintenance-free, VerifEye™ Submetering Solutions is a complementary strategic addition to the Leviton lighting controls family. Leviton now offers solutions to meet all measurement & verification (M&V) based opportunities such as smart metering and LEED rating achievement. For more information go to [leviton.com/verifeye](http://leviton.com/verifeye).*



# VerifEye™ Submetering Solutions

## System Architecture

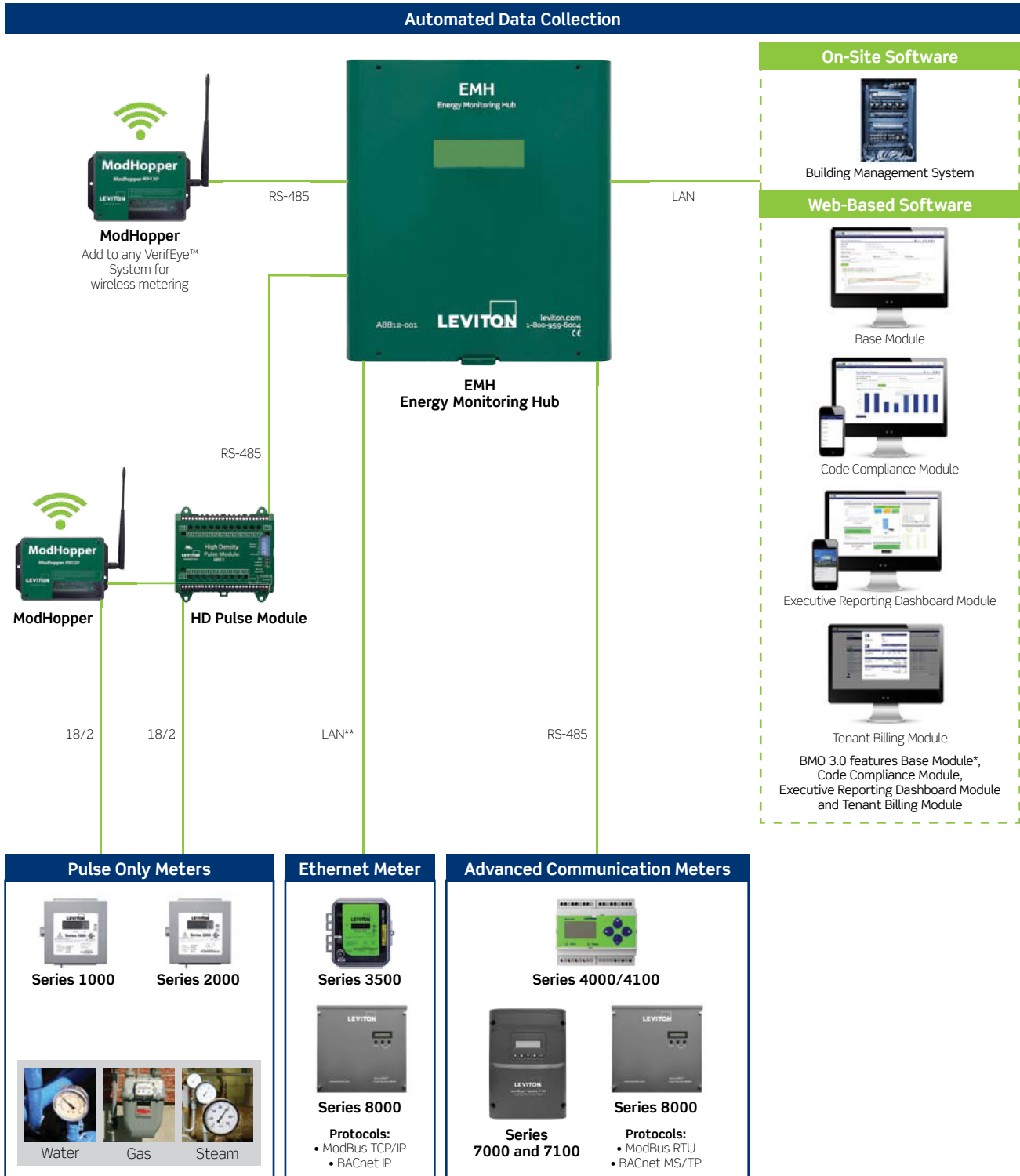


Continued from previous page

### VerifEye™ System Architecture

Leviton offers a versatile range of meters, communication products and software engineered to suit a wide range of data requirements and applications. Below is an overview of a typical submetering system, product choices may vary depending upon specific system requirements. See the pages listed below, or for more information visit [www.leviton.com/verifeye](http://www.leviton.com/verifeye).

M Energy Management



\*BMO 3.0 Base Module is included FREE with purchase of any VerifEye™ Hub.

\*\*ModBus TCP/IP only.

Note: This diagram is for illustrative and conceptual purposes only and is not intended to be used to design a submetering system. Contact your local Leviton representative to consult for design assistance in creating an effective submetering system for your facility.

Continued on next page

Continued from previous page

## VerifEye™ Metering Solutions Quick Comparison Guide

Residential			Residential/Commercial	
Specifications	Mini Meter™ Kits	Mini Meter Kits with AMR	Series 8000 Multiple Point High Density Meter	Series 7000 and 7100 Advanced Branch Circuit Monitor
<b>kWh Meter</b>			<b>kWh Meter</b>	
<b>Phase/Wiring</b>	1PH 2W 1PH 3W		1PH 2W 1PH 3W WYE 3PH 3W Delta 3PH 4W WYE	1P/2W 2P/3W 3P/4W 3P/3W Delta
<b>Voltage Configurations</b>	120/208/240		120/208 120/240 240/416 277/480 480*	90-346 Volts AC Line-to-Neutral, 600V Line-to-Line
<b>Amperage</b>	100-200A	200A	100-5000A	50-4000A
<b>Measuring Parameters</b>	kWh		kWh Delivered and Received kVarh Delivered and Received VAR PF Peak Demand Present Demand Volts Amps Watts	Volts, Amps, kW, kVAR, kVA, aPF, dPF, kW demand, kVA demand, Import (Received), kWh, Export (Delivered), kWh, Net kWh, Import (Received) kVAh, Export (Delivered) kVAh, Net kVAh, Import (Received), kVARh, Export (Delivered), kVARh, Net kVARh, THD Theta, Frequency
<b>Communications Protocol (Standard)</b>	Isolated Pulse Output	Embedded Wireless Transmitter	ModBus TCP ModBus RTU (RS-485) BACnet IP	ModBus RTU ModBus TCP BACnet MS/TP BACnet
<b>Current Transformer Options</b>	Split Core Solid Core	Solid Core	Split Core Solid Core	Split Core Solid Core Rogowski Coil
<b>Enclosure Options</b>	OEM Module <b>Indoor</b> Plastic Flush Mount NEMA 1 <b>Outdoor</b> NEMA 4x <b>MMU</b> NEMA 4x	<b>Indoor</b> Flush Mount <b>Indoor</b> Surface Mount	<b>Indoor</b> JIC Steel NEMA 1	<b>Indoor</b> Plastic NEMA 1 Panel Mount — no enclosure
<b>Display Type</b>	LCD or Mechanical Counter		Local LCD, Scroll	Local LCD, Scroll Buttons
<b>Accuracy</b>	C12.10 +/- 0.5% with paired CTs	C12.20 0.5% with paired CTs	C12.20 +/- 0.5%	C12.20 /0.2%
<b>Multiple Meter Unit (MMU) Configuration</b>	Medium: 2-4 Meters Large: 5-8 Meters Extra-Large: 9-19 Meters	—	3PH: 8x3 1PH 3W: 12x2, 9x2, 6x2, 3x2 1PH: 24x1	48 Inputs Configurable 3PH — 16x3 / 2PH — 24x2 1PH — 48x1
<b>Data Storage</b>	Last Reading — Cumulative		Last Reading — Cumulative, Data in 15 minute intervals	Last reading — user selectable

\*With potential transformer — consult factory for availability



Mini Meter™ Kits



Mini Meter Kit with AMR



Series 8000



Series 7100

Continued on next page



Continued from previous page

### VerifEye™ Metering Solutions Quick Comparison Guide

M Energy Management

Commercial						
Specifications	Series 1000 Single Phase Meter Kits		Series 2000 3-Phase Meter Kits	Series 3500 Multi-Function Ethernet Meter Kits	Series 4000 Industrial ModBus RTU Meter Kits	Series 4100 Industrial ModBus RTU Meter Kits
	kWh Meter w/Optional Demand			kWh Meter Communications Protocols	kWh Meter	
<b>Phase/Wiring</b>	1PH 2W	1PH 3W	3PH 4W WYE	3PH 3W Delta 3PH 4WYE	3PH 3W/4W	
<b>Voltage Configurations</b>	120 277	120/208 120/240 277/480	120/208 277/480	Universal Voltage (120-480V)	Universal Voltage (90-600) L-N Voltage 347VAC	
<b>Amperage</b>	100-800A		100-1200A 100, 200, 400, 800, 1200	100-5000A MAX L-N Voltage 277VAC	Split Core: 100, 200, 400, 800A Rogowski: 50-5000A	
<b>Measuring Parameters</b>	kWh Optional kW (peak demand reset)			kWh kW (peak demand reset) Meter Totals: kVAR, kVA, Power Factor & kW. By Phase: Volts, Watts, Amps, Power Factor Interval Data	<b>Series 4000:</b> kVARh, kW, kVAR, kVA, Voltage L-L, L-N, Current, Power Factor, Frequency <b>Series 4100 Bi-directional:</b> kW, kVA and kVAR Power factor: 3 phase average & per phase Present power demand: Real (kW), reactive (kVAR) and apparent (kVA). Parameters are both delivered and received for the S4100 Meter	
<b>Communications Protocol (Standard)</b>	Isolated Pulse Output, 10WH or 100WH pulse			Isolated Pulse Output ModBus TCP/IP BACnet IP	ModBus/RTU	ModBus/RTU w/Pulse Output or BACnet MS/TP with Pulse Input
<b>Current Transformer Options</b>	Split Core Solid Core				Split Core: .333V secondary output only Rogowski Coil: lengths available in 12", 18" and 24"	
<b>Enclosure Options</b>	<b>Indoor</b> JIC Steel NEMA 1 <b>Outdoor</b> NEMA 4x	<b>Indoor</b> JIC Steel NEMA 1 <b>Outdoor</b> NEMA 4x <b>MMU</b> JIC Steel NEMA 1	<b>Indoor</b> JIC Steel NEMA 1 <b>Outdoor</b> NEMA 4x		<b>Indoor</b> DIN Rail-Mount <b>Outdoor</b> NEMA 4X	
<b>Display Type</b>	Local LCD			Local LCD, Scroll Button	LCD, Scroll Buttons	
<b>Accuracy</b>	C12.10 and C12.20 +/- 0.5%			C12.10 and C12.20 +/- 0.5%	C12.20 0.2%	
<b>Multiple Meter Unit (MMU) Configuration</b>	—		<b>Medium:</b> 2-4 Meters <b>Large:</b> 5-8 Meters <b>Extra-Large:</b> 9-16 Meters	—		
<b>Data Storage</b>	Last Reading — Cumulative, Peak Demand with Key Reset (optional)			Last Reading — Cumulative, Peak Demand with Key Reset, Data in 15 minute Intervals	Last Reading — Present and Peak Demand for kW and kVAR	

For more information visit [www.leviton.com/verifeye](http://www.leviton.com/verifeye)



Series 1000



Series 2000



Series 3500



Series 4000 and 4100

Continued on next page

Continued from previous page

### VeriEye™ Series 1000 Single Phase Meter Kits

#### Features and Benefits

- Kits include meter, specified enclosure and required current transformers
- kWh meter with optional demand functionality (includes reset key)
- 100-800 Amps
- Isolated Pulse output (standard)
- Large LCD display
- ANSI 0.5% revenue grade accuracy class
- Utilizes split and solid core current transformers (CTs) that are certified to all revenue grade accuracy standards
- Up to three sets of split core or solid core CTs per phase can be paralleled per meter
- UL listed

#### Series 1000 Single Phase Meter Kits\* — Indoor Enclosure

Voltage	Amps	CTs Included	Cat. No.
120V 1PH 2W	100	1 Split CT	1K120-01W
	200	1 Split CT	1K120-02W
	400	1 Split CT	1K120-04W
	800	1 Split CT	1K120-08W
	100	1 Solid CT	1K120-1SW
	200	1 Solid CT	1K120-2SW
120/208V 1PH 3W or 120/240V 1PH 3W (Split Phase)	100	2 Split CTs	1K240-01W
	200	2 Split CTs	1K240-02W
	400	2 Split CTs	1K240-04W
	800	2 Split CTs	1K240-08W
	100	2 Solid CTs	1K240-1SW
	200	2 Solid CTs	1K240-2SW
277V 1PH 2W	100	1 Split CT	1K277-01W
	200	1 Split CT	1K277-02W
	400	1 Split CT	1K277-04W
	800	1 Split CT	1K277-08W
	100	1 Solid CT	1K277-1SW
	200	1 Solid CT	1K277-2SW

#### Series 1000 Single Phase Meter Kits\* — Outdoor Enclosure

Voltage	Amps	CTs Included	Cat. No.
120V 1PH 2W	100	1 Split CT	1O120-01W
	200	1 Split CT	1O120-02W
	400	1 Split CT	1O120-04W
	800	1 Split CT	1O120-08W
120/208V 1PH 3W or 120/240V 1PH 3W (Split Phase)	100	2 Split CTs	1O240-01W
	200	2 Split CTs	1O240-02W
	400	2 Split CTs	1O240-04W
	800	2 Split CTs	1O240-08W
277V 1PH 2W	100	1 Split CT	1O277-01W
	200	1 Split CT	1O277-02W
	400	1 Split CT	1O277-04W
	800	1 Split CT	1O277-08W

\*Kits include meter, specified enclosure and required current transformers



Indoor Series 1000 Single Phase Meter



Outdoor Series 1000 Single Phase Meter

Continued on next page

Continued from previous page

### VeriEye™ Series 2000 3-Phase Meter Kits

#### Features and Benefits

- Kits include meter, specified enclosure and required current transformers
- kWh meter with optional demand functionality (includes reset key)
- 120/208V or 277/480V 3PH 4W WYE only
- 100-1200A
- Isolated pulse output — standard
- Large LCD Display
- Revenue grade accuracy: 0.5%
- Utilizes split and solid core current transformers (CTs) that are certified to all revenue grade accuracy standards
- Up to three sets of solid or split core CTs per phase can be paralleled per meter
- UL listed

#### Series 2000 3-Phase Meter Kits\* — Indoor Enclosure

Voltage	Amps	CTs Included	Cat. No.	
120/208V 3PH 4W WYE kWh Meter	100	3 Split CTs	2K208-01W	
	200	3 Split CTs	2K208-02W	
	400	3 Split CTs	2K208-04W	
	800	3 Split CTs	2K208-08W	
	1200	3 Split CTs	2K208-12W	
	100	3 Solid CTs	2K208-1SW	
277/480V 3PH 4W WYE kWh Meter	200	3 Solid CTs	2K208-2SW	
	100	3 Split CTs	2K480-01W	
	200	3 Split CTs	2K480-02W	
	400	3 Split CTs	2K480-04W	
	800	3 Split CTs	2K480-08W	
	1200	3 Split CTs	2K480-12W	
100	3 Solid CTs	2K480-1SW		
	200	3 Solid CTs	2K480-2SW	
	120/208V 3PH 4W WYE Demand Meter	100	3 Split CTs	2K208-01D
		200	3 Split CTs	2K208-02D
		400	3 Split CTs	2K208-04D
		800	3 Split CTs	2K208-08D
1200		3 Split CTs	2K208-12D	
277/480V 3PH 4W WYE Demand Meter		100	3 Split CTs	2K480-01D
	200	3 Split CTs	2K480-02D	
	400	3 Split CTs	2K480-04D	
	800	3 Split CTs	2K480-08D	
	1200	3 Split CTs	2K480-12D	



Indoor Series 2000  
3-Phase Meter



Outdoor Series 2000  
3-Phase Meter

#### Series 2000 3-Phase Meter Kits\* — Outdoor Enclosure

Voltage	Amps	CTs Included	Cat. No.
120/208V 3PH 4W WYE kWh Meter	100	3 Split CTs	20208-01W
	200	3 Split CTs	20208-02W
	400	3 Split CTs	20208-04W
	800	3 Split CTs	20208-08W
	1200	3 Split CTs	20208-12W
	277/480V 3PH 4W WYE kWh Meter	100	3 Split CTs
200		3 Split CTs	20480-02W
400		3 Split CTs	20480-04W
800		3 Split CTs	20480-08W
1200		3 Split CTs	20480-12W

\*Kits include meter, specified enclosure and required current transformers

Continued on next page

Continued from previous page

### VerifEye™ Series 3500 Advanced Multi-Function Meter Kits

#### Features and Benefits

- Kits include meter, specified enclosure and required current transformers
- Advanced communications protocols:
  - Enabled by Ethernet, uses ModBus TCP/IP and BACnet IP
  - Isolated pulse output
- Integrates easily with building management systems
- Revenue grade accuracy: 0.5% accuracy class
- Delivers universal voltage performance
- 208/480V 2PH 2W, 120/208V 2PH 3W, 240/480V 3PH 3W, 120/208V, 277/480V 3PH 4W, 240/480V 3PH 4W DELTA
- 100-5000A
- Outputs kWh, Demand - Instant & Peak, Per Phase & — Total kWh, kW, kVAR, VAR, AMPS Interval Data
- Certified to all applicable standards of ANSI C12.20 & C12.10
- Utilizes split and solid core current transformers (CTs) that are certified to all revenue grade accuracy standards
- Up to three sets of CTs per phase can be paralleled per meter

### VerifEye™ Series 3500 Advanced Multi-Function Ethernet Meter Kits

#### Series 3500 Meter Kits\* — Indoor Enclosure

Voltage	Amps	CTs Included	Cat. No.
208-480VAC 3P 3W/4W ModBus TCP/BACnet IP	100	3 Split CTs	3KUMT-01M
	200	3 Split CTs	3KUMT-02M
	400	3 Split CTs	3KUMT-04M
	800	3 Split CTs	3KUMT-08M
	1600	3 Split CTs	3KUMT-16M
	100	3 Solid CTs	3KUMT-1SM
	200	3 Solid CTs	3KUMT-2SM
	400	3 Solid CTs	3KUMT-4SM
	3000	3 Split CTs	3KUMT-30M
	5000	3 Split CTs	3KUMT-50M

\*Kits include meter, specified enclosure and required current transformers



Indoor Series 3500 Advanced Multi-Function Meter

#### Series 3500 Meter Kits\* — Outdoor Enclosure

Voltage	Amps	CTs Included	Cat. No.
208-480VAC 3P 3W/4W ModBus TCP/BACnet IP	100	3 Split CTs	3OUMT-01M
	200	3 Split CTs	3OUMT-02M
	400	3 Split CTs	3OUMT-04M
	800	3 Split CTs	3OUMT-08M
	1600	3 Split CTs	3OUMT-16M
	100	3 Solid CTs	3OUMT-1SM
	200	3 Solid CTs	3OUMT-2SM
	3000	3 Split CTs	3OUMT-30M
	400	3 Solid CTs	3OUMT-4SM
	5000	3 Split CTs	3OUMT-50M

\*Kits include meter, specified enclosure and required current transformers

Continued on next page

Continued from previous page

## VerifEye™ Series 4000 Industrial ModBus Meter Kits

### Features and Benefits


- Kits include meter, specified enclosure and Split Core or Rogowski Coil current transformers
- Industrial Temperature Range -22°F to 158°F (-30°C to 70°C)
- 50/60Hz
- 90-600V versatility including 347V (L-N) and 600V (L-L)
- ANSI 12.20 0.5% Accuracy, IEC 62053-22 Class 0.5S
- Amperages
  - Split Core: 100, 200, 400, 800A
  - Rogowski Coil: 50-5000A
- User-enabled password protection to protect meter from tampering
- Bright, backlit LCD for installation in dark areas and viewing real time data
- DIN Rail-Mount
- NEMA 4X Enclosure
- AMR/BAS system integration via ModBus RTU, RS-485 2-wire with shield
- Tenant cost allocation
- Energy conservation and cost reduction
- Green building initiatives and government mandates
- Measurement and verification
- Load profiling and benchmarking

### Series 4000 Meter Kits — Din Rail-Mount

Voltage	Amps	CTs Included	Cat. No.
Universal 3PH 3W/4W	100	3 Split Core CTs	4KUMR-01M
	200	3 Split Core CTs	4KUMR-02M
	400	3 Split Core CTs	4KUMR-04M
	800	3 Split Core CTs	4KUMR-08M
	50-5000	3, 12" Rogowski Coil CTs	4KU MR-R12
	50-5000	3, 18" Rogowski Coil CTs	4KUMR-R18
	50-5000	3, 24" Rogowski Coil CTs	4KUMR-R24

### Stand Alone Meters

Voltage	Amps	CTs Included	Cat. No.
Universal 3PH 3W/4W	100, 200, 400, 800	Split Core CTs Only	4KUMR-00M
	50-5000	Rogowski Coil CTs Only	4KUMR-00R



Series 4000 DIN Rail



Rogowski Coil CT

Continued on next page

Continued from previous page

### VerifEye™ Series 4000 Industrial ModBus Meter Kits

Series 4000 Outdoor NEMA Enclosure			
Voltage	Amps	CTs Included	Cat. No.
Universal 3PH 3W/4W	100	3 Split Core CTs	4OUMR-01M
	200	3 Split Core CTs	4OUMR-02M
	400	3 Split Core CTs	4OUMR-04M
	800	3 Split Core CTs	4OUMR-08M
	50-5000	3, 12" Rogowski Coil CTs	4OUMR-R12
	50-5000	3, 18" Rogowski Coil CTs	4OUMR-R18
	50-5000	3, 24" Rogowski Coil CTs	4OUMR-R24

Series 4000 Components		
Amps	Description	Cat. No.
100	Split Core CTs	CTV01-K21
200	Split Core CTs	CTV02-K21
400	Split Core CTs	CTV04-K40
800	Split Core CTs	CTV08-K40
—	Fuse Pack, 1/2A, 600VAC, slow blow	CTV00-FK3
50-5000	12" Rogowski Coil CTs	CRV50-K62
50-5000	18" Rogowski Coil CTs	CRV50-K93
50-5000	24" Rogowski Coil CTs	CRV50-KC2

Continued on next page



Series 4000 Outdoor



CTV01-K21



Rogowski Coil CT

### SPOTLIGHT

#### Leviton Energy Code Apps

ASHRAE 90.1 and Title 24 apps, gain easy access to a wealth of the lighting control code requirements on your mobile device. These valuable reference tools allow you to search by application, code or article language and contain recommended Leviton solutions. Get inspired to design energy code compliant applications by viewing diagrams and summaries of the requirements for recommended solutions. Go to [ashrae.leviton.com](http://ashrae.leviton.com) or [title24.leviton.com](http://title24.leviton.com).





Continued from previous page

## VerifEye™ Series 4100 Bidirectional ModBus RTU and BACnet MS/TP Meter Kits

The VerifEye™ Series 4100 Bidirectional ModBus RTU and BACnet MS/TP Meter Kits feature bidirectional monitoring specifically designed for renewable energy applications. The Series 4100 Meter Kits measure power imported from the utility grid and power exported from renewable energy sources like solar panels. The Series 4100 Meter Kits are available in a Standalone DIN Rail-Mount or NEMA 4X enclosures and come with either split core or flexible rope-style Rogowski Current Transformers (CTs).

### Features and Benefits

- Bidirectional energy monitoring
- Industrial temperature range: -22-158°F (-30-70°C)
- 50/60 Hz
- Versatile input voltage: 90-600V including 347V (L-N) and 600VAC (L-L) with fewer models to stock
- Options for 100, 200, 400 and 800A Split Core CTs and Rogowski CTs (20-5000A)
- DIN Rail-Mount for easy installation
- One device serves multiple locations
- User-enabled password protection to protect meter from tampering
- Bright, backlit LCD for installation in dark areas and viewing real time data
- Energy monitoring for AMR/BAS/BMS/EMS systems
- Renewable energy applications such as solar panels and wind
- AMR/BAS system integration via ModBus RTU or BACnet MS/TP (over RS-485 serial)
- CSI approval for California Solar Initiative

### Series 4100 Indoor — DIN Rail-Mount ModBus Meter Kits

Voltage	Amps	CTs Included	Cat. No.
Universal 3PH 3W/4W ModBus	100	Split Core CTs	4DUMR-01M
	200	Split Core CTs	4DUMR-02M
	400	Split Core CTs	4DUMR-04M
	800	Split Core CTs	4DUMR-08M
	50-5000	12" Rogowski Coil CTs	4DUMR-12R
	50-5000	18" Rogowski Coil CTs	4DUMR-18R
	50-5000	24" Rogowski Coil CTs	4DUMR-24R

### Series 4100 Indoor — DIN Rail-Mount BACnet MS/TP Meter Kits

Voltage	Amps	CTs Included	Cat. No.
Universal 3PH 3W/4W BACnet/ MS/TP	100	Split Core CTs	4DUBM-01B
	200	Split Core CTs	4DUBM-02B
	400	Split Core CTs	4DUBM-04B
	800	Split Core CTs	4DUBM-08B
	50-5000	12" Rogowski Coil CTs	4DUBM-12R
	50-5000	18" Rogowski Coil CTs	4DUBM-18R
	50-5000	24" Rogowski Coil CTs	4DUBM-24R



Series 4100 Indoor



Series 4100 Indoor with Enclosure

Continued from previous page

## VerifEye™ Series 4100 Bidirectional ModBus RTU and BACnet MS/TP Meter Kits

Series 4100 Outdoor — NEMA Enclosure ModBus Meter Kits			
Voltage	Amps	CTs Included	Cat. No.
Universal 3PH 3W/4W ModBus	100	Split Core CTs	41OUM-01M
	200	Split Core CTs	41OUM-02M
	400	Split Core CTs	41OUM-04M
	800	Split Core CTs	41OUM-08M
	50-5000	12" Rogowski Coil CTs	41OUM-12R
	50-5000	18" Rogowski Coil CTs	41OUM-18R
	50-5000	24" Rogowski Coil CTs	41OUM-24R
Series 4100 Outdoor — NEMA Enclosure BACnet MS/TP Meter Kits			
Voltage	Amps	CTs Included	Cat. No.
Universal 3PH 3W/4W BACnet/ MS/TP	100	Split Core CTs	41OUB-01B
	200	Split Core CTs	41OUB-02B
	400	Split Core CTs	41OUB-04B
	800	Split Core CTs	41OUB-08B
	50-5000	12" Rogowski Coil CTs	41OUB-12R
	50-5000	18" Rogowski Coil CTs	41OUB-18R
	50-5000	24" Rogowski Coil CTs	41OUB-24R

Continued on next page

### SPOTLIGHT

#### MMUs

All MMUs are customizable and field upgradable for individual projects. Each meter order requires submittal of a Configuration Form. For more information go to [leviton.com/verifeye](http://leviton.com/verifeye).



Continued from previous page

## VerifEye™ Mini Meter Kits

### Equitable Tenant Billing

Some multi-tenant residential properties include energy costs in rental fees and generally charge tenants for energy based on the square footage occupied. To be truly equitable, tenants should pay only for what they actually use. With Leviton VerifEye™ Mini Meters, building managers can easily and fairly track and allocate energy usage costs to multiple tenants, as well as recoup energy expenses from common-use areas (parking lots, hall lighting, etc.). Tenants benefit by paying only for the energy they use; and when they focus on conserving energy, they can see direct financial benefits from their efforts.

### Features and Benefits

- Kits include meter, specified enclosure and required current transformers
- kWh Meter
- 100-200 Amps
- Pulse Output — standard
- Available in indoor flush mount and surface mount enclosures and NEMA 4X outdoor individual meter enclosures and Multiple Meter Units (MMUs) from 2 to 19 meters
- Select surface mount and flush mount models include built in tamper proof switch or built in wireless AMR and temperature sensing capabilities
- Revenue grade accuracy: 0.5% accuracy class
- Use with solid core CTs to achieve 0.5% accuracy — also available with split core CTs
- Up to three sets of CTs per phase can be paralleled per meter with no multipliers
- Components of Mini Meter Kits are UL/cUL Listed Energy Usage Monitor per CCN FTRZ

## Mini Meter Kits

### Mini Meter Kits\* — Indoor Flush Mount Enclosure

Voltage	Amps	CTs Included	Cat. No.
120/208V 3W or	100A	2 Solid CTs	MK240-1SW
120/240V 1PH 3W (Split Phase)	200A	2 Solid CTs	MK240-2SW

\*Kits include meter, specified enclosure and required current transformers

### Mini Meter Kits\* — Outdoor Enclosure

Voltage	Amps	CTs Included	Cat. No.
120/208V 3W or	100A	2 Solid CTs	MO240-1SW
120/240V 1PH 3W (Split Phase)	200A	2 Solid CTs	MO240-2SW
120/208V 2PH 3W or	100A	2 Split CTs	MO240-01W
120/240V 1PH 3W (Split Phase)	200A	2 Split CTs	MO240-02W

\*Kits include meter, specified enclosure and required current transformers



Indoor Flush Mount Mini Meter



Outdoor Mini Meter

Continued on next page

Continued from previous page

### VerifEye™ Mini Meter Kits

Mini Meter Kits with AMR — Indoor Flush Mount Enclosure			
Voltage	Amps	CTs Included	Cat. No.
120/240 1PH/3W Split Phase, (includes Time of Use {TOU*} enabled kWh Transceiver and Tamper Proof Switch)	200A	2 Solid CTs	6W201-C02
120/240 1PH/3W Split Phase, (includes Time of Use {TOU*} and Temperature enabled kWh Transceiver and Tamper Proof Switch)	200A	2 Solid CTs	6W201-D02
120/240 1PH/3W Split Phase, (includes Time of Use {TOU*} and Delta Temperature enabled kWh Transceiver and Tamper Proof Switch)	200A	2 Solid CTs	6W201-E02

\*TOU = Time of Use, providing 15-minute time-stamped kWh interval data

Mini Meter Kits with AMR — Indoor Surface Mount Enclosure			
Voltage	Amps	CTs Included	Cat. No.
120/240 1PH/3W Split Phase, (includes Time of Use {TOU*} enabled kWh Transceiver and Tamper Proof Switch)	200A	2 Solid CTs	MMSMT-C02
120/240 1PH/3W Split Phase, (includes Time of Use {TOU*} & Temperature enabled kWh Transceiver and Tamper Proof Switch)	200A	2 Solid CTs	MMSMT-D02
20/240 1PH/3W Split Phase, (includes Time of Use {TOU*} & Delta Temperature enabled kWh Transceiver and Tamper Proof Switch)	200A	2 Solid CTs	MMSMT-E02

\*TOU = Time of Use, providing 15-minute time-stamped kWh interval data.

Note: For a complete wireless Automatic Meter Reading (AMR) system, data transceivers and other wireless network components (DCAPs and Repeaters) are required as dictated by building construction



Indoor Surface Mount Mini Meter



Mini Meter with Transceiver

### Wireless Repeaters and Data Concentrating Access Points (DCAPs)

Wireless Repeater	
Description	Cat. No.
Repeater, 5V, includes 5VDC 1A plug-in power supply and internal backup battery	T95RX-000

Wireless Data Concentrating Access Points (DCAPs)*	
Description	Cat. No.
Data Concentrating Access Point (DCAP), Low Capacity (150 meter points max), built-in radio receiver	T201E-151
DCAP, High Capacity (1000 meter points max), built-in radio receiver	T201E-102

\*All DCAPs and Gateways shipped with 6VDC, minimum 1.5 Amp power supply, Ethernet cable and USB cable

Continued on next page

Continued from previous page

### VerifEye™ Multiple Meter Units (MMUs)

For both retrofit and new construction, Leviton VerifEye™ Multiple Meter Units (MMUs) are fast and easy to install. They come pre-wired per project configuration sheets with clearly labeled connections, minimizing the electrical installation time and saving money. All Leviton MMUs are UL Listed assemblies, giving your customers extra assurance at no extra cost. Choose from an indoor steel model in 4/8/16 unit single- or three-phase configurations utilizing Series 2000 meters or a weatherproof outdoor enclosure in 4/8/19 unit single-phase configurations utilizing Mini Meters. If your application requires a different configuration, Leviton is ready to help.

### VerifEye™ Mini Meter MMUs

#### Medium Mini Meter MMU — 2-4 Meters

Voltage	Description	Cat. No.
120/240V	2 Dual Element Meters	6M202-CFG
1PH 3W	3 Dual Element Meters	6M203-CFG
	4 Dual Element Meters	6M204-CFG
120/208V	2 Dual Element Meters	6M302-CFG
3PH 4W	3 Dual Element Meters	6M303-CFG
	4 Dual Element Meters	6M304-CFG



Medium Mini Meter Multiple Meter (MMU)

#### Large Mini Meter MMU — 5-8 Meters

120/240V	5 Dual Element Meters	6L205-CFG
1PH 3W	6 Dual Element Meters	6L206-CFG
	7 Dual Element Meters	6L207-CFG
	8 Dual Element Meters	6L208-CFG
120/208V	5 Dual Element Meters	6L305-CFG
3PH 4W	6 Dual Element Meters	6L306-CFG
	7 Dual Element Meters	6L307-CFG
	8 Dual Element Meters	6L308-CFG



Extra Large Mini Meter Multiple Meter Unit (MMU)

#### Extra-Large Mini Meter MMU — 9-19 Meters, NEMA 4X Enclosure

120/240V	9 Dual Element Meters	6X209-CFG
1PH 3W	10 Dual Element Meters	6X210-CFG
	11 Dual Element Meters	6X211-CFG
	12 Dual Element Meters	6X212-CFG
	13 Dual Element Meters	6X213-CFG
	14 Dual Element Meters	6X214-CFG
	15 Dual Element Meters	6X215-CFG
	16 Dual Element Meters	6X216-CFG
	17 Dual Element Meters	6X217-CFG
	18 Dual Element Meters	6X218-CFG
	19 Dual Element Meters	6X219-CFG
120/208V	9 Dual Element Meters	6X309-CFG
3PH 4W	10 Dual Element Meters	6X310-CFG
	11 Dual Element Meters	6X311-CFG
	12 Dual Element Meters	6X312-CFG
	13 Dual Element Meters	6X313-CFG
	14 Dual Element Meters	6X314-CFG
	15 Dual Element Meters	6X315-CFG
	16 Dual Element Meters	6X316-CFG
	17 Dual Element Meters	6X317-CFG
	18 Dual Element Meters	6X318-CFG
	19 Dual Element Meters	6X319-CFG

Continued on next page

Continued from previous page

## VerifEye™ Mini Meter Multiple Meter Units (MMU) Kits

Leviton Mini Meter Multiple Meter Units (MMUs) Kits offer immediate, off-the-shelf installation and easy specification for multi-tenant submetering applications. The MMUs are designed to meter multiple single phase (120/208/240V) loads originating from a single, high density distribution panel. Each Mini Meter installed in an MMU is a revenue-grade ANSI C12.1-compliant energy meter.

### VerifEye™ Mini Meter Multiple Meter Units Kits

Medium Mini Meter MMU Kits, 2-4 Meters, NEMA 4x Enclosure, 200A CTs		
Voltage	Description	Cat. No.
120V 1P/2W ,	2 Dual Element Meters, Kitted with CTs	6M302-KIT
120/240V 2P/3W,	3 Dual Element Meters, Kitted with CTs	6M303-KIT
120/208V 3P/4W*	4 Dual Element Meters, Kitted with CTs	6M304-KIT
Large Mini Meter MMU Kits, 5-7 Meters, NEMA 4x Enclosure, 200A		
Voltage	Description	Cat. No.
120V 1P/2W,	5 Dual Element Meters, Kitted with CTs	6L305-KIT
120/240V 2P/3W,	6 Dual Element Meters, Kitted with CTs	6L306-KIT
120/208V 3P/4W*	7 Dual Element Meters, Kitted with CTs	6L307-KIT
Extra-Large Mini Meter MMU Kits, 9-18 Meters, NEMA 4x Enclosure, 200A CTs		
Voltage	Description	Cat. No.
120V 1P/2W,	9 Dual Element Meters, Kitted with CTs	6X309-KIT
120/240V 2P/3W,	10 Dual Element Meters, Kitted with CTs	6X310-KIT
120/208V 3P/4W*	11 Dual Element Meters, Kitted with CTs	6X311-KIT
	12 Dual Element Meters, Kitted with CTs	6X312-KIT
	13 Dual Element Meters, Kitted with CTs	6X313-KIT
	14 Dual Element Meters, Kitted with CTs	6X314-KIT
	15 Dual Element Meters, Kitted with CTs	6X315-KIT
	16 Dual Element Meters, Kitted with CTs	6X316-KIT
	17 Dual Element Meters, Kitted with CTs	6X317-KIT
	18 Dual Element Meters, Kitted with CTs	6X318-KIT

\*Input voltage configuration



Mini Meter MMU Kits

Continued on next page



Continued from previous page

## VerifEye™ Series 2000 MMUs

### Medium Series 2000 MMU — 2-4 Meters

Voltage	Description	Cat. No.
120/208V 3PH 3W	2 Three Element Meters	2M202-CFG
	3 Three Element Meters	2M203-CFG
	4 Three Element Meters	2M204-CFG
277/480V 3PH4W	2 Three Element Meters	2M402-CFG
	3 Three Element Meters	2M403-CFG
	4 Three Element Meters	2M404-CFG

### Large Series 2000 MMU — 5-8 Meters

120/208V 3PH 4W	5 Three Element Meters	2L205-CFG
	6 Three Element Meters	2L206-CFG
	7 Three Element Meters	2L207-CFG
	8 Three Element Meters	2L208-CFG
277/480V 3PH 4W	5 Three Element Meters	2L405-CFG
	6 Three Element Meters	2L406-CFG
	7 Three Element Meters	2L407-CFG
	8 Three Element Meters	2L408-CFG

### Extra-Large Series 2000 MMU — 9-19 Meters

120/208V 3PH 3W	9 Three Element Meters	2X209-CFG
	10 Three Element Meters	2X210-CFG
	11 Three Element Meters	2X211-CFG
	12 Three Element Meters	2X212-CFG
	13 Three Element Meters	2X213-CFG
	14 Three Element Meters	2X214-CFG
	15 Three Element Meters	2X215-CFG
	16 Three Element Meters	2X216-CFG
277/480V 3PH 4W	9 Three Element Meters	2X409-CFG
	10 Three Element Meters	2X410-CFG
	11 Three Element Meters	2X411-CFG
	12 Three Element Meters	2X412-CFG
	13 Three Element Meters	2X413-CFG
	14 Three Element Meters	2X414-CFG
	15 Three Element Meters	2X415-CFG
	16 Three Element Meters	2X416-CFG



Medium Series 2000 Multiple Meter Unit (MMU)

View energy usage data with our exclusive BMO 3.0 Measurement & Verification (M&V) software — available at no cost with the purchase of an EMH, EMB Hub or EMB HubLite. See page **M-85** for more information

Continued on next page

### SPOTLIGHT MMUs

All MMUs are customizable and field upgradable for individual projects. Each meter order requires submittal of a Configuration Form. For more information go to [leviton.com/verifeye](http://leviton.com/verifeye).



Continued from previous page

## VerifEye™ Series 8000 Multiple Point High-Density Smart Meter

VerifEye™ Series 8000 Multiple Point High Density Meters are designed to meter high-density applications such as multi-tenant office and residential buildings, medium-sized retail stores, and institutional facilities. For easy data accessibility, the Series 8000 design is based on an open protocol network to transmit data over ModBus and BACnet, and Ethernet. Combining revenue-grade electrical submetering with building automation communications technology, the Series 8000 complies with all regulatory electric safety and communications requirements and meets stringent ANSI 0.5% Accuracy Class standards.

### Features and Benefits

- Allows for revenue grade metering of up to 24 individual circuits in one device
- Provides multiple electric loads in one device
- Monitors up to 24 current transformers
  - 8 circuits, 3 phase loads
  - 12 circuits, 2 phase loads
  - 24 circuits, 1 phase loads
- 100-5,000 Amp current transformers
- Native communications protocol — ModBus TCP, ModBus RTU (RS-485) and BACnet IP standard
- Measures kilowatt hours, kW demand, volts and amps
- Interval and net metering
- Two onboard pulse input channels available for co-located meters with contact closures

Series 8000 Multiple-Point High Density Smart Meter		
Voltage	Description	Cat. No.
<b>Multi-Family Residential</b>		
120/208/240V	Phase Config 3x2 with Wiring Harness	S8120-032
	Phase Config 6x2 with Wiring Harness	S8120-062
	Phase Config 9x2 with Wiring Harness	S8120-092
	Phase Config 12x2 with Wiring Harness	S8120-122
120/208V	Phase Config 8x3, 12x2, 24x1 with Terminal Strips	S8UTS-241
	Phase Config 8x3, 12x2, 24x1 with Wiring Harness	S8UWH-241
<b>Commercial and Residential</b>		
277/480V	Phase Config with 8x3, 12x2, 24x1 with Terminal Strips	S277TS-241
	Phase Config with 8x3, 12x2, 24x1 with Wiring Harness	277WH-241



Series 8000 Multiple-Point High Density Meter

Continued on next page

### SPOTLIGHT

#### Leviton ASHRAE Standard 90.1 2016 & CA Title 24 2016 Resources

Take advantage of Leviton's wealth of information and tools relating to ASHRAE Standard 90.1 2016 and Title 24. Gain access to code, product, and application information; download the latest design guides as well as the Leviton ASHRAE and Title 24 apps. Find it all by going to [ashrae.leviton.com](http://ashrae.leviton.com) and [title24.leviton.com](http://title24.leviton.com).



Continued from previous page

### Series 7000 and 7100 Advanced Branch Circuit Monitor

The VeriEye™ Series 7000 and 7100 Advanced Branch Circuit Monitor is a cost-effective solution for electrical load management. The Series 7000 and 7100 platform is ideal for high density, branch circuit monitoring applications in both new construction and retrofit applications. The Series 7000 and 7100 monitors up to 48 branch circuits with one single meter board.

#### Features and Benefits

- 48 independent, user-defined inputs
- 2 independent sets of reference voltage inputs allow for simultaneous monitoring of multiple systems
- Line powered from 90-600V, phase-to-phase
- Supports solid core, split core and Rogowski Coil CTs
- Bidirectional monitoring
- Meets ANSI & IEC metering system accuracy requirements including branch CTs
- Meter board features:
  - Easy access terminals for CT wiring, removable connectors
  - Available with or without display embedded options
- Reports volts, amps, power, demand and energy for each circuit — each Series 7000 Meter covers a complete 42 breaker panelboard plus mains for a total of 48 circuits

#### Series 7000 and 7100 Advanced Branch Circuit Monitor

Voltage	Description	Cat. No.
120V-480VAC	Series 7000 Dual Voltage, Embedded Panel Mount (no enclosure) Branch Circuit Monitor, 48 inputs, LCD display	70D48-000
	Series 7000 Dual Voltage, Embedded Panel Mount (no enclosure) Branch Circuit Monitor, 48 inputs, no display	70N48-000
	Series 7100 Dual Voltage, Branch Circuit Monitor, 48 inputs, LCD display, NEMA 1 enclosure	71D48-000

#### Compatible CTs

Description	Cat. No.
Split Core CT, 333mV:50A, 0.4"	CTV5X-WA4
Split Core CT, 333mV:100A 1.6" x 2.1"	CTV01-K21
Split Core CT, 333mV:100A 2.2" x 2.8"	CTV02-K21
Split Core CT, 333mV:400A 6.0" x 5.2"	CTV04-K40
Split Core CT, 333mV:800A 6.0" x 5.2"	CTV08-K40
100A Solid Core CT, 333mV, 0.75" ID, 0.2% accuracy	CDV01-K19
200A Solid Core CT, 333mV, 0.75" ID, 0.2% accuracy	CDV02-K19
400A Solid Core CT, 333mV, 1.0" ID, 0.2% accuracy	CDV04-K25
5-4000A Rogowski Coil CT 16", 131mV/1000A @ 60Hz, 109.2mV/1000A @ 50Hz, <0.6% accuracy	CRV50-LR2
5-4000A Rogowski Coil CT 24", 131mV/1000A @ 60Hz, 109.2mV/1000A @ 50Hz, <0.6% accuracy	CRV50-LR4



Series 7000 Embedded Panel Mount Meter



Series 7100 Branch Circuit Monitor

Continued from previous page

### VerifEye™ Metering Communications Systems

To create a data network between Leviton VerifEye™ submeters and stakeholders (BAS, third party billing, Leviton Energy Manager software, etc.), Leviton offers VerifEye™ Metering Communications Systems. These solutions transmit data from meters to end systems, creating a seamless transition between data collection and data display. Leviton's metering communications systems also enable facilities to create metering systems that can easily share data through open protocols such as ModBus and IP-based data transfer through HTTP/FTP of .csv or XML files. The results are robust and reliable networks scalable to accommodate future expansion, with data made accessible from any internal or external location.

### Data Acquisition Hubs

Data Acquisition Hubs, including the Energy Monitoring Hub (EMH), EMB and EMBLite, are intelligent, flexible data acquisition servers allowing users to collect energy data from meters and environmental sensors. Designed to connect to IP-based applications such as enterprise energy management, demand response and smart grid programs, Hub servers let you connect thousands of energy points, benchmark energy usage and reduce energy costs.

#### Features and Benefits

- Collects and logs data from connected wired or wireless devices based on user-set intervals
- Pushes or pulls data via HTTP, XML, FTP or any custom protocol using an Ethernet (LAN) connection
- No software required — information can be accessed through any web browser in any location
- Plug and play connectivity
- Compatible with nearly any front-end software platform allowing customers to use a variety of reporting tools
- Push or pull meter data to energy dashboards, kiosks and software applications
- Monitor performance of critical systems (lighting, HVAC, PDUs, inverters, etc.)
- VerifEye™ BMO 3.0 Base Module is included at no cost with the purchase of any VerifEye™ Data Acquisition Hub

#### Metering Communications Hubs

Description	Cat. No.
Energy Monitoring Hub — Configured for Leviton Energy Manager	A8812-001
Energy Monitoring Hub — Non-Configured	A8812-000
EMB Hub	A8810-000
EMB HubLite	A7810-000
Power Supply for EMB Hub and EMB HubLite (order separately)*	YBM07-001

\*Power supply is used for EMB Hub and HubLite

Continued on next page



A8812  
Energy Monitoring Hub



A7810  
EMB HubLite

Continued from previous page

### VerifEye™ Metering Communications Expansion Modules

#### High Density Pulse Module

The High Density Pulse Module provides a convenient way to expand a Leviton VerifEye™ Metering System by connecting the HD Pulse Module to an Energy Monitoring Hub (EMH) and/or ModHopper for system expansion. The HD Pulse Module accepts up to 23 standard pulse sensors and can function as a slave device with any ModBus master. This data can easily be integrated to a network of other critical energy sensors to provide a comprehensive energy monitoring solution. The HD Pulse Module is ideal for applications with a high density of pulse output devices, giving users access to meters that would previously require multiple modules.

##### Features and Benefits

- External communications handled via shielded twisted pair 18-22 gauge wire allow communication up to 4000 feet — and pulse input communication up to 200 feet (consult factory for longer runs) using 18-24 gauge control wire
- DIN or wall mounting make installation quick and easy
- Device verification — LED indicators for each pulse input allow for fast indication and verification of pulses to reduce installation and troubleshooting time
- Non-volatile memory retains configuration and pulse count totals during power failures for reliable data collection and retention
- Easily add pulse meters to ModBus network for a scalable, open protocol solution
- Field upgradable firmware for user-friendly future upgrades and expansion

#### Flex I/O Module

The Flex I/O Module is a cost-effective way to collect data from meters or sensors and bring the information into a ModBus network or energy monitoring system. As a Standalone or bundled package, the Leviton Flex I/O can be incorporated with data acquisition and metering devices to provide a cost-effective energy monitoring solution. The Flex I/O is compatible with virtually any ModBus master, allowing customers the flexibility to use it in existing ModBus networks. Use with the Leviton Energy Monitoring Hub (EMH).

##### Features and Benefits

- Easily add meters and sensor to ModBus network
- 8x user selectable inputs
- 2x output relays
- 2x pulse replicator
- Non-volatile memory
- Industrial temperature range: -30°C to 70°C
- LEDs for visual verification/status reduce installation and troubleshooting time
- DIN or wall mount for easy installation
- Field upgradable firmware for user-friendly future upgrades and expansion

Continued on next page

#### SPOTLIGHT

##### Leviton California Title 24 Online Design Guide

Take advantage of Leviton's California Title 24 Design Guide on your laptop or mobile device. This comprehensive online guide is searchable by recommended Leviton solution, code article or application. To register or download the Leviton California Title 24 mobile app, go to [title24.leviton.com](http://title24.leviton.com).



Continued from previous page

## Submetering Current Transformers

The better the equipment, the better the measurement. Leviton meters utilize highly accurate current transformers for revenue-grade performance certified to ANSI standards. Competing products use current sensors that do not provide the same level of performance. Leviton meter kits include Current Transformers (CTs) for high-quality, long-term accuracy and reliability. Options include split and solid core models. For added safety, all Leviton current transformers come with built-in voltage suppression devices that prevent hazardous voltages from developing on CT secondaries should they become disconnected from a meter with load current present. Compact and cost-effective solid core CTs slip over power lines to measure the electrical current flowing through the line. They are compact and cost effective. For solid core CT installation, power must be de-energized and the circuit opened, in order to slip the CT over the power line.

### Singles

#### Solid Core — For use with Series 1000, 2000, 3500 and 8000 Meters, Mini Meters and MMUs Only

Amp	Description	Cat. No.
100:0.1A	Solid Core, 0.72", Black	CDA01-K12
	Solid Core, 0.72", Blue	CDA01-L12
	Solid Core, 0.72", Red	CDA01-R12
200:0.1A	Solid Core, 0.72", Black	CDA02-K12
	Solid Core, 0.72", Blue	CDA02-L12
	Solid Core, 0.72", Red	CDA02-R12
400:0.1A	Solid Core, .098", Black	CDF04-K24

#### Split Core — For use with Series 1000, 2000, 3500, 8000, Mini Meters and Multiple Meter Units (MMUs) Only

Amp	Description	Cat. No.
100:0.1A	Split Core, .75" x .75"	CTD01-K16
200:0.1A	Split Core, 1" x 1"	CTD02-K16
400:0.1A	Split Core, 1.5" x 1.5"	CTD04-K23
800:0.1A	Split Core, 3" x 3.5"	CTC08-K46
1200:0.1A	Split Core, 4" x 6"	CTC12-K46
1600:0.1A	Split Core, 4" x 6"	CTC16-K96
3000:0.1A	Split Core, 5" x 7"	CTC30-57B
5000:0.1A	Split Core, 5" x 7"	CTC50-57B

#### Split Core — For use with Series 4000, 4100 Industrial ModBus Meter Kits and Series 7000 and 7100 Meters Only

Amp	Description	Cat. No.
50A:0.333V	Split Core, 96"	CTV5X-WA4
100A:0.333V	Split Core, 1.6" x 2.1"	CTV01-K21
200A:0.333V	Split Core, 2.2" x 2.8"	CTV02-K21
400A:0.333V	Split Core, 6" x 5.2"	CTV04-K40
800A:0.333V	Split Core, 6" x 5.2"	CTV08-K40

#### Rogowski Coil — For use with Series 4000 and 4100 Industrial ModBus Meter Kits Only

Amp	Description	Cat. No.
50-5000A	Rogowski Coil, 12"	CRV50-K62
	Rogowski Coil, 18"	CRV50-K93
	Rogowski Coil, 24"	CRV50-KC2

#### Rogowski Coil CTs — For use with Series 7000 and 7100 Meters Only

Amp	Description	Cat. No.
5-4000A	Rogowski Coil, 16"	CRV50-LR2
	Rogowski Coil, 24"	CRV50-LR4

#### Solid Core — For use with Series 1000, 2000, 3500 and 8000 Meters, Mini Meters and MMUs Only

Amp	Description	Cat. No.
100:0.1A	2 Solid Core, 0.72"	CDA01-212
	1 each Black, Red	
200:0.1A	3 Solid Core, 0.72"	CDA01-312
	1 each Black, Red, Blue	
200:0.1A	2 Solid Core, 0.72"	CDA02-212
	1 each Black, Red	
200:0.1A	3 Solid Core, 0.72"	CDA02-312
	1 each Black, Red, Blue	

Continued on next page



Solid Core Current Transformers  
100A, 200A, 400A Available



Split Core Current Transformers  
100A-5000A, 0.1A Available



Split Core Current Transformers  
100A-5000A, .333V Available



Rogowski Coil  
Current Transformer  
50A-5000A, .333V Available



Continued from previous page

## Metering Communications Expansion

### ModHopper

The ModHopper is a breakthrough mesh technology design that makes connecting ModBus RTU (RS485) and pulse devices simple and cost effective. Our “smart” ModHopper transceivers eliminate the need for costly wiring runs, allowing users to capture meter data in the most challenging retrofit and campus environments. Collect data from meter points in existing buildings with minimum downtime or disruption of day-to-day operations.

#### Features and Benefits

- Designed specifically for wireless metering and Leviton VerifEye™ Metering Solutions for guaranteed compatibility
- No software or programming required — devices automatically configure when powered, reducing labor costs and installation time
- Wireless “mesh” network — self-healing, self-optimizing for ease of installation and maintenance
- Connect up to 32 ModBus and 2 pulse devices per ModHopper for the ultimate expandable solution
- Long distance communication (3000ft indoor/14 miles LOS) for flexibility of placement and easier future expansion
- Multiple independent network capability
- Reliable, constant two-way communication and packet verification
- Point to multi-point communication
- Field upgradable firmware for user-friendly future upgrades and expansion
- VerifEye™ BMO 3.0 Base Module is included at no cost with the purchase of any VerifEye™ Data Acquisition Hub


## VerifEye™ Metering Communications Expansion Components and Bundles

### Metering Communications Expansion Components

Cat. No.	Description
A8911-000	High Density Pulse Module, 23 Inputs
A8332-000	Flex I/O Module, 8 User Selectable Inputs, 2 Relay Outputs
R9120-500	ModHopper and Power Supply

### NEMA Communication Bundles

Cat. No.	Description
A8810-PS1	Energy Monitoring EMB Hub with line voltage power supply, NEMA 4X enclosure
A7810-PS1	Energy Monitoring EMB HubLite with line voltage power supply, NEMA 4X enclosure
A8911-PS1	HD Pulse Module with line voltage power supply, NEMA 4X enclosure
A8332-PS1	Flex I/O Module with line voltage power supply, NEMA 4X enclosure



A8911  
High Density Pulse Module



A8332  
Flex I/O Module



R9120  
Modhopper



A8810-PS1  
Energy Monitoring EMB Hub

Continued on next page

Continued from previous page

## VerifEye™ Software Solutions

### Save Energy, Reduce Costs, Be Sustainable

VerifEye™ software solutions provide simple, effective, turn-key solutions to monitor energy in real time. Designed to seamlessly integrate with VerifEye™ submetering hardware and communication systems, VerifEye™ software allows facilities to introduce smart energy management strategies, saving money and resources. For more information visit [leviton.com/verifeyesoftware](http://leviton.com/verifeyesoftware).

Verification Software Includes	
Measurement & Verification (M&V)	Page #
<b>Building Manager Online (BMO) 3.0</b> Web-based interval data collection software platform	<b>M-90</b>

## Measurement & Verification (M&V) Software

### Measure. Monitor. Manage. Bill.

Energy monitoring and reporting is the key to measuring and managing energy efficiency and cost.

Decision makers everywhere are turning to VerifEye™ Measurement & Verification (M&V) Software solutions to get the information they need to make smart energy choices. An advanced web based platform that provides real time data for your entire enterprise, Leviton Building Manager Online (BMO) 3.0 delivers the most sophisticated tools to drive energy efficiencies, reduce operating costs and create more sustainable, environmentally sound facilities.

## How VerifEye™ Measurement & Verification (M&V) Software Works

### Simple, Effective, Turnkey Solution to Monitor Energy in Real Time

- Meters record real-time consumption data
- Energy Monitoring Hub (EMH) receives meter data and pushes it to Energy Manager data center
- Data Center stores, manages and reports data in real time
- VerifEye™ M&V software analyzes, formats and reports the data
- User logs into VerifEye™ M&V software website and accesses data and reports



\*VerifEye™ BMO 3.0 Base Module is included at no cost with the purchase of any VerifEye™ Data Acquisition Hub

Continued from previous page

## Measurement & Verification (M&V) Software

### Building Manager Online (BMO) 3.0

#### Features and Benefits

- Web-based software solution eliminates the need to install software or servers on site
- Access user pre-configured reports, alerts, and alarms set up in the Code Compliance or Executive Reporting Dashboard Modules via the BMO 3.0 mobile app
- Simple click-to-generate reporting, tenant billing and more
- Base Module is included as a value added feature at no cost with any VerifEye™ Hub
- Expansion modules pricing is the lowest in the industry, providing superior options at a lower cost

#### Building Manager Online 3.0

Description	Cat. No.
VerifEye™ BMO 3.0 Code Compliance Expansion Module, Single Building with up to 50 meter points, Software and Mobile App (1 module per building)	BMOSW-COD
VerifEye™ BMO 3.0 Executive Reporting Dashboard Expansion Module, 10 Buildings with 50 meter points each (up to 500 meter points), Software and Mobile App	BMOSW-EXE
VerifEye BMO 3.0 Tenant Billing Expansion Module, 10 Buildings with with 50 meter points each (up to 500 meter points)	BMOSW-BIL
VerifEye™ BMO 3.0 Additional 50 Meter Points added to existing building	BMOSW-MTR
VerifEye™ BMO 3.0 Additional Building(s) with 50 metering points each (Executive Reporting Dashboard and Tenant Billing Modules Only)	BMOSW-ADD

Annual Data Storage Fees (required one year after initial activation)	Cat. No.
1-50 Meter Points	BMOSW-TR1
51-100 Meter Points	BMOSW-TR2
101-250 Meter Points	BMOSW-TR3
251-1,000 Meter Points	BMOSW-TR4

BMO Service Plans	Cat. No.
VerifEye™ BMO 3.0 Short Term Support Service Plan, 90 days	BMOSW-STP
VerifEye™ BMO 3.0 Short Term Support Service Plan, 120 days	BMOSW-LTP



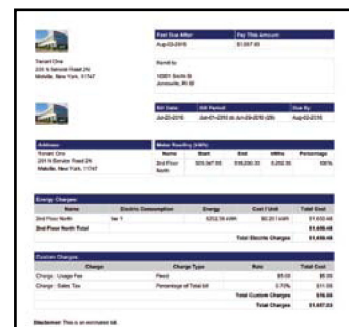
BMO 3.0



Code Compliance Module Reports



Executive Reporting Dashboard Module Gauges



Tenant Billing Module Generate Bills



## Electric Vehicle Supply Equipment

# N

evr-green® Networked Charging Stations .....	N-2
Level 2 Public Use Charging Stations .....	N-5
evr-green® Non-Networked Charging Stations ..	N-8
e30 and e40 EV Charging Stations .....	N-8
e30+ EV Charging Station with RFID .....	N-9
EV Charging Station Pedestal System .....	N-10

## evr-green® Networked Charging Stations for Public Applications

-chargepoint+ Network Services

The Best Way to Connect with EV Drivers

### Features and Benefits

Leviton's Evr-Green® public use charging stations offer municipalities, corporations, workplaces, fleets and utilities high-reliability, plug-in electric vehicle charging that drivers prefer. The easy-to-use stations provide multiple power options and integrate aesthetics and ergonomics with sturdy construction — making them ideal for commercial and outdoor public applications. Leviton ChargePoint® enabled electric vehicle charging stations include one free year of ChargePoint® network services as well as free activation of Chargepoint® stations. ChargePoint® network services provide everything needed to manage your EV charging stations, including:

#### EV Driver Support, 24x7x365

Drivers call a toll-free phone number (1-888-758-4389) printed on each station so that without leaving the station or their vehicle, EV drivers receive assistance. ChargePoint® customer support can troubleshoot the station, start and stop a charging session, and reboot the station remotely.

#### Remote Monitoring, Troubleshooting and Updating

Log-in to ChargePoint® Service Manager and see real-time operation status for every station. Service the charging stations remotely instead of traveling to each station. Charging sessions can be started or stopped and a station can be rebooted remotely. Need assistance? Call the ChargePoint® toll-free number where the ChargePoint® Network Operations Center is also watching to help maximize station uptime. As new features are added, ChargePoint® stations stay up to date with firmware updates delivered over the air.

#### Detailed Usage Reports

Station Manager includes a flexible, feature-rich reporting tool. Choose your report format: charts, tables, or export to CSV comma delimited format. Leviton offers superior customer support on establishing usage, tracking and audit reports.

**Get detailed reports:** Select the level of detail you need ranging from per session to across all stations.

See station usage by time of day including each charging session's duration, energy consumed, and payment collected. Measure trends such as average turnover and session duration. View energy usage and Greenhouse Gas (GhG) emissions prevented across a group of stations or all stations.

**Track and report data for taxes and compliance:** Track usage data for compliance with evolving policies that may tax electricity dispensed as fuel. If you are providing EV charging for employees, you'll have the data for benefit reporting required by tax codes.

**View charging station audit reports:** Collect information about session terminations, station reboots, cord removals, ground faults and station maintenance needs via timely alarms, and export it for further analysis.

Continued on next page

### SPOTLIGHT

#### Evr-Green® 4000 Dual Port Level 2 Public Use Charging Station

*Evr-Green® 4000 Level 2 Public Use Charging Stations provide corporations, municipalities and utilities industry leading EV charging solutions. Integrating design and functionality with superior reliability and durability, the Evr-Green® charging stations are ideal for workplace, commercial, or outdoor public charging. For more information visit [www.leviton.com/evrgreen](http://www.leviton.com/evrgreen).*





Continued from previous page

## Features and Benefits

### RFID Card Readers

EV Drivers “authorize” themselves on the station using a ChargePoint® RFID card, contactless RFID credit card or by calling the toll-free number (1-888-758-4389). ChargePoint® stations include two RFID card readers: one for ChargePoint® RFID card and the other for contactless RFID credit card. RFID readers reduce station maintenance and increase station uptime as compared to magnetic swipe readers. When not in use, ChargePoint® station charging connectors are locked in place and no power is available. To release the charging connector, the EV driver must be authorized. The EV driver becomes authorized to use the station by:

- i. Tapping a valid ChargePoint® card on the screen
- ii. Tapping a valid contactless RFID credit card on the screen
- iii. Calling the toll-free number (1-888-758-4389)

The authorization process applies even if you are not collecting payment on the station. And provided there is no access restriction on the station, a contactless credit card can be used to release the charging station’s connector.

Leviton provides activation of the ChargePoint® network at no additional charge.

### Rights Granting

ChargePoint® Network Services lets you grant rights to other individuals within your company or to personnel who work for an external service provider. Rights Granting makes it easy for station owners to delegate activities such as billing, usage monitoring, reporting and provisioning to multiple personnel.

### Station Access Restriction using ChargePoint® Card

ChargePoint® Connections and the ChargePoint® card automate the process of giving drivers access to your stations. Businesses can encourage drivers to charge at their stations with incentives and promotions. Employers can simplify the process of providing and removing employee access to their charging stations.

### Advertising Message Display

Use the station’s display to communicate timely, targeted offers and other text-based messages to drivers. Station messages are managed through Station Manager. Place a different message on each station or the same message across groups of stations and change messages as frequently as you like.

### Custom Station Groups and Driver Groups

Grouping can make charging stations and drivers easier to view and manage. Organize your charging stations and the drivers using them into any number of arbitrary groupings. Define a group of stations just for employees and another group for public use. Set one price for one group of stations and a different price for another group. For companies with multiple locations, organize charging stations by building, state, and region. The possibilities are virtually endless.

## RFID Cards



Continued on next page



Continued from previous page

## evr-green® Networked Charging Stations for Public Applications

### -chargepoint+ Network Services

The Best Way to Connect with EV Drivers

#### Features and Benefits

##### Payment Collection and Processing

Using the charging station, you can automate fee collection with the PCI-compliant ChargePoint® Network. ChargePoint® stations include two RFID readers, one for contactless RFID credit cards and the other for ChargePoint® RFID cards. Using Station Manager's Flex Billing application, station owners set pricing to suit their marketplace and goals for operating the station. A flexible system, station owners can set fees for different groups of drivers time of day, session duration, kWh, or any combination of those parameters. Before implementing kWh pricing, check with your local utility for any restrictions.

##### Online Reservation System

EV drivers with ChargePoint® cards can reserve charging time on a station. Using either the ChargePoint® website or ChargePoint® mobile apps, EV drivers can check a station's availability and make a reservation if the station accepts reservations. To accept reservations, Payment Collection must be enabled on the station. Stations with the reservation feature enabled can only authorize charging sessions resulting from a reservation.

##### Mobile Applications for iPhone and Android

These free mobile apps help EV drivers quickly locate a station, view available charging ports, map stations along their trip, receive turn-by-turn directions to a station, determine if payment is required, and make a reservation on a station.

##### Mobile Alert System

EV drivers using a ChargePoint® card receive texts or emails with alert messages regarding charging station status such as: Charging Successfully, Finished Charging, Plug-Out at the Station, and Ground Fault Interruption at Station. Alert messages include the ChargePoint® toll-free number in case assistance is needed.

##### Training

Video-based training is available to help station owners learn about ChargePoint® Network features and how to use them on their stations. Training videos are located within the question/help section of ChargePoint's Station Manager application.

#### ChargePoint® App



## Level 2 Public Use Charging Stations

### evr-green® 4000

#### Featuring ChargePoint® Network Services

Evr-Green® 4000 Level 2 Public Use Charging Stations provide corporations, municipalities, workplaces, and utilities industry leading EV charging solutions. Integrating design and functionality with superior reliability and durability, Evr-Green® charging stations are ideal for, commercial and outdoor public charging. They are available in bollard and wall mount configurations for easy installation anywhere. For applications where available power may be limited, the innovative power sharing feature enables two charging ports to share a single circuit, allowing for sites with single-port EV stations to upgrade to dual-port stations without requiring additional electrical services. For new installations, these require half the electrical capacity and installation complexity of comparable dual-port stations. Models are available with two standard SAE J1772™ Level 2 charging ports, each supplying up to 7.2kW (208/240VAC @ 30A). The need for drivers to coil up the cord is eliminated with the self-retracting cord management system, ensuring that the cord is always off the ground when not in use.



# Networked Charging Stations

evr-Green® Single and Dual Port Level 2



N

Electric Vehicle Supply Equipment

## evr-green® 4000 Level 2 Public Use Charging Stations

Specifications for Level 2		
Category	Single Port	Dual Port
<b>Electrical Input</b>		
Input Power — Standard	208/240VAC 60Hz single phase @ 30A	208/240VAC 60Hz single phase @ 32A x 2
AC Power Input Rating — Power Sharing	n/a	208/240VAC 60Hz single phase @ 32A
Input Power Connections — Standard	One 40A branch circuit	Two independent 40A branch circuits
Input Power Connections — Power Sharing	n/a	One 40A branch circuit
Required Service Panel Breaker — Standard	40A dual pole (non-GFCI type)	40A dual pole (non-GFCI type) x 2
Required Service Panel Breaker — Power Sharing	n/a	40A dual pole (non-GFCI type)
Service Panel GFCI	Do not provide external GFCI as it may conflict with internal GFCI (CCID)	
Wiring — Standard	3-wire (L1, L2, Earth)	5-wire (L1, L1, L2, L2, Earth)
Wiring — Power Sharing	n/a	3-wire (L1, L2, Earth)
Standby Power	8W typical (standby), 15W maximum (operation)	
<b>Electrical Output</b>		
AC — Standard	7.2kW (240VAC @ 30A)	7.2kW (240VAC @ 30A) x 2
AC — Power Sharing	n/a	7.2kW (240VAC @ 30A) x 1 or 3.8kW (240VAC @ 16A) x 2

Dual Port  
Bollard Mount



Dual Port  
Wall Mount



## evr-green® Level 2 Public Use Charging Stations

Evr-Green® Level 2 Public Use Charging Stations are comprised of four key components: *Mounting Mechanism, Cable Management Assembly, Head Unit and Mounting Cap*. To order a Level 2 Public Use Charging Station, select a mounting mechanism, cable management assembly, head unit and mounting cap. A complete system must contain items from each system section.

Level 2 Charging Stations		
Level 2 Component	Description	Cat. No.
<b>Mounting Mechanism</b>	Bollard Mounting Body	CPMBX
	Wall Mounting Body	CPMEX
<b>Cable Management Assembly</b>	Retractable Cord Management Assembly	CPCBX
<b>Head Unit</b>	<b>Each installation requires at least one gateway unit. The gateway head contains the cellular modem for communication with the ChargePoint® Network.</b>	
	Gateway Head, Single Port, US SIM, (1) 18ft charging cable, 1-Year Token for 1 Level 2 Port. Activation requires submission of Master Service Agreement.	CPHG1
	Gateway Head, Dual Port, US SIM, (2) 18ft charging cables, 1-Year Token for 2 Level 2 Ports. Activation requires submission of Master Service Agreement.	CPHG2
	Gateway Head, Single Port, (1) 18ft charging cable, 1-Year Token for 1 Level 2 Port. Activation requires submission of Master Service Agreement. CANADA only.	CPHG1-C
	Gateway Head, Dual Port, (2) 18ft charging cables, 1-Year Token for 2 Level 2 Ports. Activation requires submission of Master Service Agreement. CANADA only.	CPHG2-C
	LAN Head, Single Port, US & Canada, (1) 18ft charging cable, 1-Year Token for 1 Level 2 Port. Activation requires submission of Master Service Agreement.	CPHD1
	LAN Head, Dual Port, US and Canada, (2) 18ft charging cables, 1-Year Token for 2 Level 2 Ports. Activation requires submission of Master Service Agreement. CANADA only.	CPHD2
<b>Mounting Cap</b>	Bollard Mount Cap	CPCAP-B
	Wall Mount Cap	CPCAP-W
<b>Charging Station Software</b>	The ChargePoint® Network Service includes online software that provides station owners with real-time station monitoring, station reporting, and billing software. To use ChargePoint® Network Services, station owners must complete ChargePoint's® Master Service & Subscription Agreement.	—

### SPOTLIGHT

#### Evr-Green® 4000 Dual Port Level 2 Public Use Charging Station

*Evr-Green® 4000 Level 2 Public Use Charging Stations provide corporations, municipalities and utilities industry leading EV charging solutions. Integrating design and functionality with superior reliability and durability, the Evr-Green® charging stations are ideal for workplace, commercial, or outdoor public charging. For more information visit [www.leviton.com/evrgreen](http://www.leviton.com/evrgreen).*





## evr-green® Non-Networked Charging Stations for Level 2 EV Charging

### evr-green® e30 and e40

#### Electric Vehicle Charging Stations for Level 2 EV Charging: 30 & 40 Amp, 7.2kW & 9.6kW

The Evr-Green® e30 and e40 Electric Vehicle Charging Stations enable fast charging of any SAE 1772™ compatible electric vehicle. These new EV chargers deliver up to 9.6kW of power (e40) and offer a more compact, affordable, easy to use and easy to install solution to electric vehicle charging.

#### Features and Benefits

- Compatible with all Electric Vehicle Supply Equipment (EVSE) Codes, Standards and Recommended Practices, including SAE J1772™, NEC 625, UL 2231 and UL 2594
  - Compact size, and unique wiring compartment design provides a hassle-free installation
  - Water-Resistant enclosure is rated NEMA Type 3R for indoor and outdoor use
  - Thermoplastic, vandal-proof enclosure withstands the harshest environments
  - “Auto-Reclosure” feature enables charging to restart following a minor fault, thereby reducing the chance of having an undercharged battery
  - Ground monitor interrupter circuit for safety
  - Integrated On/Off switch to minimize standby power
  - Compatible with Evr-Green® EVSE Pedestal System
- e30**
- 30A, 208-240VAC, 7.2kW output, 18’ charging cable
- e40**
- 40A, 208-240VAC, 9.6kW output, 25’ charging cable

#### EVR30-B18



#### Evr-Green® e30 and e40 EV Level 2 Charging Stations

Description	Cat. No.
Evr-Green® e30 Charging Station, 208-240VAC, 7.2kW output, 18’ charging cable, hardwired	EVR30-B18
Evr-Green® e40 Charging Station, 208-240VAC, 9.6kW output, 25’ charging cable, hardwired	EVR40-B25

## evr-green® e30+

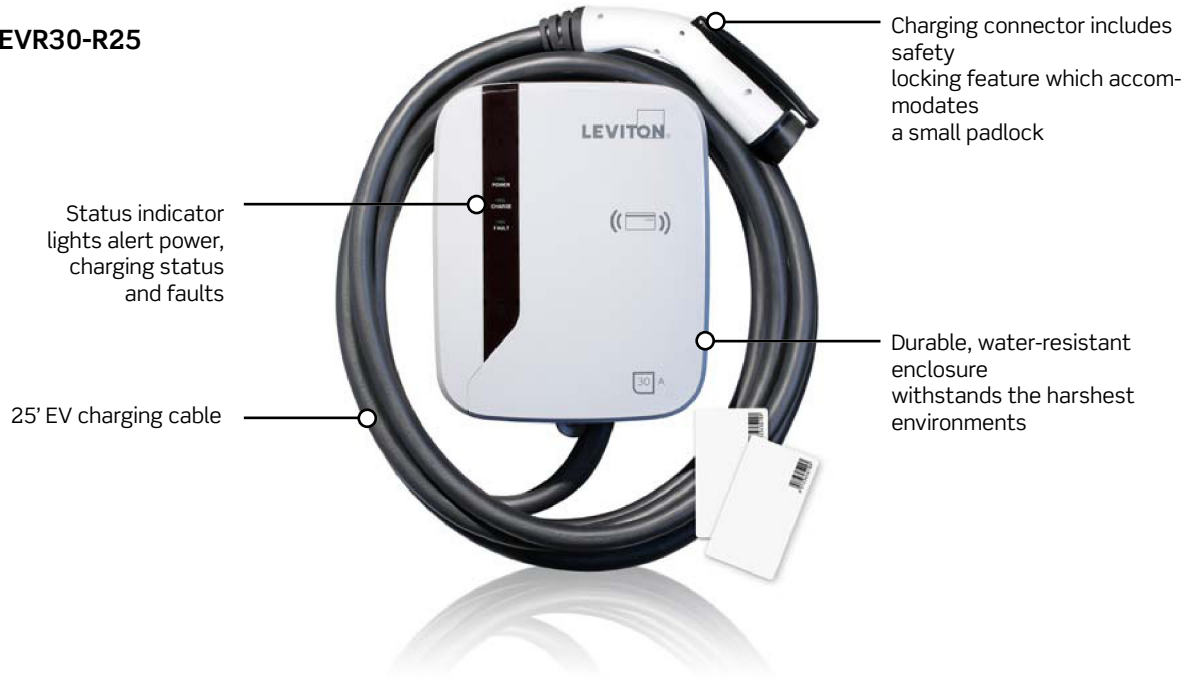
### Electric Vehicle Charging Station with RFID Level 2 EV Charging: 30 Amp, 7.2kW

The Evr-Green® e30+ Electric Vehicle Charging Station with RFID enables cardholders convenient access to fast charging for any SAE 1772™ compatible electric vehicle. The RFID technology provides security by preventing unauthorized use. EV drivers can quickly and easily activate the charger by tapping their RFID card on the front of the unit.

#### Features and Benefits

- Compatible with all Electric Vehicle Supply Equipment (EVSE) Codes, Standards and Recommended Practices, including SAE J1772™, NEC® 625, UL 2231 and UL 2594
- Equipped with RFID reader for user identification
- Compact size and unique wiring compartment design provides a hassle-free installation
- Water-Resistant enclosure is rated NEMA Type 3R for indoor and outdoor use
- Thermoplastic, vandal-resistant enclosure withstands the harshest environments
- “Auto-Reclosure” feature enables charging to restart following a minor fault, thereby reducing the chance of having an undercharged battery
- Ground monitor interrupter circuit for safety
- Integrated On/Off switch to minimize standby power
- Equipped with convenient mounting bracket, cable management hook not included
- Compatible with Evr-Green® EVSE Pedestal System
- 2-year limited warranty
- 2 RFID cards included

#### EVR30-R25



#### Evr-Green® e30+ EV Level 2 Charging Stations

Description	Cat. No.
Evr-Green® e30+ Charging Station with RFID, 30A, 208-240VAC, 7.2kW output, 25' charging cable, hardwired, 2 x RFID cards	EVR30-R25
Additional RFID Card	EVRFI-000



## evr-green® Electric Vehicle Charging Station Pedestal System

### Single or Dual Mount EVSE Pedestal for use with Evr-Green® e30 and e40 Charging Stations

The Leviton commitment to help create a sustainable environment is further manifested in our complete line of electric vehicle supply equipment (EVSE) and support services. Whether you are an EV driver, a commercial business, utility company or municipality, there's an Evr-Green® solution for you. Our new EVSE pedestal used in conjunction with the Evr-Green® e30 and e40 Electric Vehicle Charging Stations provide durable electric vehicle charging for indoor or outdoor uses. The EVSE pedestal system can accommodate up to 2 charging stations enabling charging for two parking spots. The EVSE pedestal is perfect for auto dealerships, car rental agencies, city & township municipalities, health care facilities, educational institutions and any commercial or MDU setting.

#### EVPE-002



#### Features and Benefits

- Allows for one or two electric vehicle charging stations to be efficiently mounted on a single pedestal to save installation cost, space and time
- Compliant with Americans with Disabilities Act (ADA) recommended charge connect height of less than 48" and greater than 24"
- Constructed of durable powder coated steel to withstand environmental conditions
- Convenient docking station for charge connector ensures added connector protection
- Inexpensive lockable and secure systems. Both the charging station and charge connector can be locked to prevent unauthorized use or removal
- Pedestal also available separately from bundle
- 1-year limited warranty

#### Specifications for Pedestal System

Description	Material Specification
Pole/Base	Powder Coated Steel
Charge Connector Docking Bracket	Valox® PBT & Powder Coated Steel
Mounting Hardware	Stainless Steel

#### Evr-Green® Electric Vehicle Charging Station Pedestal System

Description	Cat. No.
Evr-Green® e30 Charging Station, 30A, 7.2kW output, 18' charging cable & Pedestal Mounting Pole and Base (Includes (1) EVPE-002 & (1) EVR30-B18)	EVP30-B81
Evr-Green® e40 Charging Station, 40A, 9.6kW output, 25' charging cable & Pedestal Mounting Pole and Base (Includes (1) EVPE-002 & (1) EVR40-B25)	EVP40-B51
Pedestal Mounting Pole and Base	EVPE-002
Evr-Green® e30 Charging Station, 30A, 208-240VAC, 7.2kW output, 18' charging cable, hardwired	EVR30-B18
Evr-Green® e40 Charging Station, 40A, 208-240VAC, 9.6kW output, 25' charging cable, hardwired	EVR40-B25

#### Evr-Green® Accessories

Description	Cat. No.
Electric Vehicle Charging Station Holster	EVHOL



EVHOL

Smart Home Automation .....	0-2
Decora Smart™ .....	0-2
Small Commercial Automation .....	0-5
Lumina™ Gateway .....	0-6
LevNet RF™ .....	0-8
Key Card Switches .....	0-13
Omni-Bus .....	0-14
Entertainment .....	0-18
Distributed Audio .....	0-19
Speakers .....	0-22
BitWise .....	0-25



## Smart Home Automation

### Decora Smart™

Smart Home automation allows you to control devices from your smartphone or tablet — sometimes through a hub with an internet connection and sometimes directly through an app. Leviton offers homeowners an exciting selection of automated dimmers, switches, outlets and plug-in products for automated control of lights, motor loads, appliances and more.

All products universally support LED, CFL, incandescent and halogen bulbs, as well as coordinate with our popular line of Decora® devices. The products are backed with an impressive warranty and feature the latest technology with scheduling, full range dimming and adjustable fade rates.

Leviton offers three varieties of Smart technology for the home:

- **Decora Smart™ with Wi-Fi**
- **Decora Smart™ with HomeKit™**
- **Decora Smart™ with Z-Wave Plus**

#### Decora Smart™ Family



### Decora Smart™ with Wi-Fi

The Decora Smart™ with Wi-Fi Technology family of products feature five devices including in-wall dimmers, a switch, and plug-in modules for appliances and lamps, supporting a wide range of load types including LED and incandescent with multi-way capability.

#### Features and Benefits

- Voice control, scheduling, and remote access, with no hub to hide
- Voice control using Amazon Alexa and Google Assistant
- Schedule lights and connected loads to turn on/off at user selected times
- Easily group your smart devices into rooms and create scenes to activate multiple lights at once
- Integrate with IFTTT to expand control to third-party devices
- Works with Nest — automate lighting based on sensors or alarms

#### Decora Smart™ with Wi-Fi

Description	Cat. No.
Leviton Decora Smart™ Wi-Fi 600W LED/Incandescent Dimmer, works with Amazon Alexa, no hub required	DW6HD
Leviton Decora Smart™ Wi-Fi 1000W LED/Incandescent Dimmer, works with Amazon Alexa, no hub required	DW1KD
Leviton Decora Smart™ Wi-Fi 15A LED/Incandescent Switch, works with Amazon Alexa, no hub required	DW15S
Leviton Decora Smart™ Wi-Fi Plug-in Dimmer, Dimmable LED and CFL loads up to 100W and Incandescent loads up to 300W, works with Amazon Alexa, no hub required	DW3HL
Leviton Decora Smart™ Wi-Fi Mini Plug-In Outlet, motor loads up to ¾ HP, works with Amazon Alexa, no hub required	DW15P
Leviton Decora® Digital/Decora Smart™ Dual Voltage Matching Dimmer Remote for use with Decora® Digital or Decora Smart™ Dimmers in 3-way or up to 4 additional location applications	DD00R-DLZ
Leviton Decora® Digital/Decora Smart™ Dual Voltage Matching Switch Remote for use with Decora® Digital or Decora Smart™ Switches in 3-way or up to 4 additional location	DD0SR-DLZ
Leviton Decora® Digital/Decora Smart™ Coordinating Switch Remote for use with Decora® Digital or Decora Smart™ Switches in 3-way or up to 9 additional location applications	DD0SR-1Z



DW6HD



DW15S

### Voice control via Amazon Alexa or Google

Simply tell your favorite voice assistant from Google or Amazon to adjust the lights or plug-in loads whenever you need that helping hand. Compatible with all products that support Amazon Alexa and Google Assistant providing voice control of the load.



“OK Google, dim the lights”



“Alexa, turn on the lights”



# Smart Home Automation

Decora Smart™ with HomeKit™ Technology



Home and Business Automation

## Decora Smart™ with HomeKit™

The Decora Smart™ with HomeKit™ family of products feature three devices including in-wall dimmers and switches that are easy to retrofit in existing residential applications. These advanced, yet simple-to-install and use solutions support a wide range of bulb types including LED, CFL, and incandescent; plus have multi-way capability.

### Features and Benefits

- Apple HomeKit™ technology provides an easy, secure way to control lights from your iPhone®, iPad® or iPod Touch®
- Use Siri® on iPhone, iPad, or HomePod to turn lights on/off or dim with just your voice
- The Apple Home App and Apple TV® or Apple HomePod allow for remote control of all connected accessories from an iOS device and communication to third-party devices

### Decora Smart™ with HomeKit™

Description	Cat. No.
600 Watt Dimmer with HomeKit™ Technology	DH6HD
1000 Watt Dimmer with HomeKit™ Technology	DH1KD
Decora Smart™ Switch with HomeKit™ Technology	DH15S
Leviton Decora® Digital/Decora Smart™ Dual Voltage Matching Dimmer Remote for use with Decora® Digital or Decora Smart™ Dimmers in 3-way or up to 4 additional location applications	DD00R-DLZ
Leviton Decora® Digital/Decora Smart™ Dual Voltage Matching Switch Remote for use with Decora® Digital or Decora Smart™ Switches in 3-way or up to 4 additional location	DD0SR-DLZ
Leviton Decora® Digital/Decora Smart™ Coordinating Switch Remote for use with Decora® Digital or Decora Smart™ Switches in 3-way or up to 9 additional location applications	DD0SR-1Z



DH6HD

## Decora Smart™ with Z-Wave Plus

The Decora Smart™ with Z-Wave Plus Technology family of products features in-wall dimmers, a switch, and plug-in modules for appliances and lamps. They utilize the latest generation of technology for advanced wireless lighting control products.

### Features and Benefits

- Z-Wave is the most widely used home automation technology with the largest range of interoperable devices
- Compatible with Z-Wave controllers including Wink HUB and smart security systems
- Can also be used with Amazon Alexa or Google Home with compatible hub
- Z-Wave Plus certified products feature two-way feedback, network wide inclusion, over the air updates and increased communication range

### Decora Smart™ with Z-Wave Plus

Description	Cat. No.
600W Decora Smart™ with Z-Wave Plus Technology Dimmer	DZ6HD
1000W Decora Smart™ with Z-Wave Plus Technology Dimmer	DZ1KD
15A Decora Smart™ with Z-Wave Plus Technology Switch	DZ15S
15A Decora Smart™ with Z-Wave Plus Technology Plug-in Outlet	DZPA1
100-Watt LED/CFL or 300-Watt Incandescent Decora Smart™ with Z-Wave Plus Technology Plug-in Dimmer	DZPD3
Leviton Decora® Digital/Decora Smart™ Dual Voltage Matching Dimmer Remote for use with Decora® Digital or Decora Smart™ Dimmers in 3-way or up to 4 additional location applications	DD00R-DLZ
Leviton Decora® Digital/Decora Smart™ Dual Voltage Matching Switch Remote for use with Decora® Digital or Decora Smart™ Switches in 3-way or up to 4 additional locations	DD0SR-DLZ
Leviton Decora® Digital/Decora Smart™ Coordinating Switch Remote for use with Decora® Digital or Decora Smart™ Switches in 3-way or up to 9 additional location applications	DD0SR-1Z
Vizia RF + Split Duplex Receptacle*	VRR15-1LZ**



DZ15S



DZ6HD

\*Z-Wave ONLY — NOT Z-Wave Plus

\*\*White face assembled on device, Ivory and Light Almond color change kits included



## Small Commercial Automation

### Facility Control and Energy Management

The Lumina™ Gateway serves the small commercial market with an easy-to-install yet comprehensive wireless automation system that can quickly transition a non-controlled space to a fully automated solution. Ideal for small commercial applications including retrofit, new construction of restaurants, convenience stores, retail storefronts, and office space. Leviton Cloud Services and the powerful Lumina™ Gateway site controller is a smart cloud-based system that simplifies managing key functions such as lighting, climate, temperature monitoring, and occupancy from a single site to multiple business locations. The Lumina™ Gateway is compatible with select Leviton wireless Lumina™ RF devices. Implement devices specific to your location's requirements with the freedom to customize automation presets and scale or add more pieces as needed. The Gateway functions as an energy management coordinator, allowing for automated control and remote access from a tablet, smartphone, or web-browser based enterprise dashboard.

#### Lumina™ Gateway Eco-System



#### Features\* and Benefits

- Simplified application programming in the cloud based on tasks and times
- Control and monitor on the go with the free Leviton Cloud Services mobile app and receive notifications via email or SMS of important system events.
- Features include centralized dashboard control interface, notifications and alarms, historical reporting, activity logging of system events, point and click control of connected devices

\*Features based on Leviton Cloud Services subscription plan





### Facility Control and Energy Management

#### Overview

Leviton Cloud Services together with the powerful Lumina™ Gateway site controller is a smart cloud-based system that simplifies managing key functions such as lighting, climate, temperature monitoring, and occupancy from a single site to multiple business locations. Ideal for small commercial applications including retrofit and new construction of restaurants, convenience stores, retail storefronts, and office space. Leviton's automation solutions provide convenience, peace of mind, and improved productivity — resulting in stream-lined facility operations.

#### Remotely Manage, Monitor, and Control Your Facilities

- LCS.leviton.com is an easy to use website for managing connected devices, automation activities, and schedules across all connected locations
- Provide access to multiple users within your organization from a single store manager to a corporate regional manager using a simple interface
- Control and monitor on the go with the free Leviton Cloud Services mobile app (iOS and Android) and receive notifications via e-mail or SMS of important system events

#### System Benefits

- Remote control and configuration as well as online storage of system and location preferences
- Audit logging of system events allows for report exports and facilitates preventative maintenance
- Local automation continues to run via the Lumina™ Gateway site controller even during a temporary internet outage

#### Eco-System Inside Your Location



### Lumina™ Wireless RF Devices

Lumina™ Wireless Devices		
Description	Color	Cat. No.
<b>Site Controller</b>		
Lumina™ Gateway	N/A	74A00-1
Leviton Cloud Services app for iOS and Android		
<b>Temperature Monitoring and Logging</b>		
Lumina™ RF Temperature Logger	N/A	LURTL-000
Stainless Steel Standard RTD Needle Probe	N/A	RTDSS-000
Glycol Encased RTD Probe	N/A	RTDGP-000
<b>Wireless Sensors</b>		
Lumina™ RF Wall Mount Motion Sensor	N/A	LURMD-00W
Lumina™ RF Door/Window Sensor	N/A	LURDW-00W
Lumina™ RF Ceiling Mount Occupancy Sensor — Coverage of up to 450 Sq. Feet	N/A	ZSC04-INW
Lumina™ RF Wireless Ceiling Occupancy Sensors — Coverage of up to 1,500 Sq. Feet	N/A	ZSC15-INW
<b>Lighting Controls</b>		
Lumina™ RF Decora® 0-10V Wall Dimmer, 120-277VAC	N/A	ZSD07-ADZ
Lumina™ RF 120/277VAC 10A Switch (no neutral wire required)	N/A	ZSS10-G0Z
Lumina™ RF 120/277VAC 10A Switch (with neutral wire)	N/A	ZSS10-N0Z
Lumina™ RF Full Phase 600W Dimmer	N/A	DL6HD-1BZ
Lumina™ RF Full Phase 1000W Dimmer	N/A	DL1KD-1BZ
Lumina™ RF 300W Plug-In Dimmer	N/A	DL3HL-1BW
Lumina™ RF 15A Switch	N/A	DL15S-1BZ
<b>Load Controls</b>		
Lumina™ RF 15A Plug-in Outlet	N/A	DL15A-1BW
Lumina™ RF 5A Wireless Load Control Module (Universal 96-250VAC and 50/60Hz)	N/A	73A00-4ZB
Lumina™ RF 30A Wireless Load Control Module (Universal 96-250VAC and 50/60Hz)	White	73A00-3ZB
<b>Thermostats</b>		
Omnistat2™ Wireless Single-Stage Conventional & Heat Pump	White	RC-1000WHZB
Omnistat2™ Wireless Multistage & Heat Pump with Humidity Control	N/A	RC-2000WHZB



Lumina™ Gateway



Lumina™ RF Sensor



Lumina™ RF Motion and Window Sensor



Lumina™ RF Temperature Logger



Lumina™ RF Wireless Load Control Module



Lumina™ Thermostat



## LevNet RF™ Energy Harvesting Wireless Self-Powered Solutions

LevNet RF™ is Leviton's family of energy harvesting radio frequency products. LevNet RF™ products have three common features:

- **Energy Harvesting Technology**
- **Wireless (Radio Frequency)**
- **Interoperable within an RF-Based Network**

Self-powered technology allows LevNet RF™ transmitters (i.e., occupancy sensors and switches), to operate without external power or batteries. Self-powered transmitters receive power from the motion of a switch actuation, light on a solar cell or temperature differentials in the environment for a true zero-maintenance energy self-powered device. Operating in the 902 MHz band provides minimal competing traffic and greater transmission range than other technologies.

### Product Overview

There are two main types of LevNet RF™ products:

- A TRANSMITTER, such as a switch, generates a wireless RF control signal (e.g., "ACTUATE RELAY"). All transmitters are self-powered products that can be located anywhere and send transmission signals. Transmitters are available in occupancy sensor, control extender, Decora® rocker station, and handheld remote varieties.
- A RECEIVER receives a control signal from a transmitter and performs the appropriate action (e.g., activate or deactivate the relay). All receivers are connected to a power source and a load that the receiver operates when the RF signal is received. Receivers are available in Decora® Rocker Wall Switch, Relay Power Pack, Receptacles and Area and Fixture Controller styles.

### Features and Benefits

- Easy to install for new construction and retrofit applications, requiring minimal labor disruption to operations
- Requires no new wiring and installs in ¼ the time of hardwired sensors, translating into faster turnaround and reduced costs
- With no batteries to replace and no maintenance to perform, plus annual energy savings and rebates that can total up to 80% in reduced costs, LevNet RF™ revolutionizes efficiency and savings
- Lowest power consumption of any RF device with less than one Watt per device used annually, saving approximately 70% over other RF devices
- LevNet RF™ is the only energy harvesting wireless solution that fulfills LEED requirements to earn LEED points for both wireless control and no battery
- Operation at 902 MHz band reduces interference and increases transmission range
- Range: 50 to 150 feet
- Can be used to comply with 2016 Title 24, Part 6 occupancy/vacancy sensing, daylight harvesting, partial-ON, partial-OFF, demand response and receptacle control requirements
- FCC Certified for Wireless Communication (U.S.), I.C. Certified (Canada)
- Backed by a limited 5-year warranty

NAFTA and Made in USA models available — visit [www.leviton.com/NAFTA](http://www.leviton.com/NAFTA) or [www.leviton.com/USA](http://www.leviton.com/USA)  
For more information visit [www.leviton.com/levnetrf](http://www.leviton.com/levnetrf)

### SPOTLIGHT

#### Leviton Energy Code Apps

ASHRAE 90.1 and Title 24 apps, gain easy access to a wealth of the lighting control code requirements on your mobile device. These valuable reference tools allow you to search by application, code or article language and contain recommended Leviton solutions. Get inspired to design energy code compliant applications by viewing diagrams and summaries of the requirements for recommended solutions. Go to [ashrae.leviton.com](http://ashrae.leviton.com) or [title24.leviton.com](http://title24.leviton.com).



## LevNet RF™ Energy Harvesting Wireless System

### Basic System Selection

**STEP 1** Determine Which LOADS You Want to Control: Lighting, HVAC, Lamp, TV, etc.

**STEP 2** Pick the Appropriate RF RECEIVER

LevNet RF™ Wireless/  
Wired-In Receivers



**STEP 3** Pick the Appropriate Energy Harvesting Wireless RF Transmitter (Sensor or Switch)

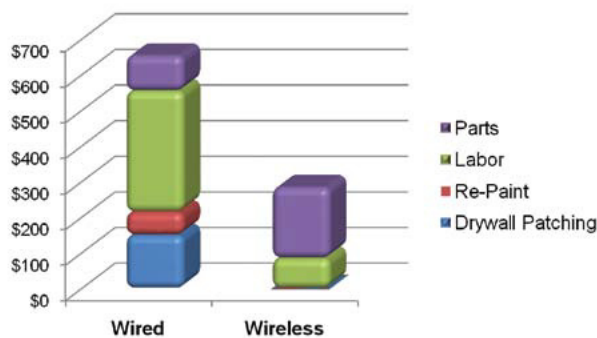
LevNet RF™ Sensor  
or Switch



**Tip** A good way to visualize your wireless system is to imagine that the “wires” connecting each device are invisible wires or “unique addresses.”

### Wired vs. Wireless Cost

\*Installation time per device: 45-50 minutes for hardwired vs. 10-15 minutes for wireless devices



## LevNet RF™ Receivers

### Advanced Wall Switch Receivers with Color Change Kit

	Neutral Model	Non-Neutral Model
<b>Cat. No.</b>	<b>WSS20-N9N</b>	<b>WSS20-G9N</b>
Description	Use for larger rooms with multiple loads. Pairing for rocker, momentary and toggle	
Input Voltage	120V-230-277VAC	
Power Consumption	120V < 1/2 Watt; 277V < 2/3 Watt	
Memory	Stores up to 20 Transmitter IDs	
Button Pairing Modes	Rocker, Momentary and Toggle	
Vacancy Confirmation	30 seconds	
Mode	Presentation/Viewing	
Time Delay	2 min (test), 10, 20, 30 min	
Load Rating	General Duty: 10A LED: 400W 120V Incandescent: 800W @ 120V Fluorescent Ballasts: 1200VA @ 120V Fluorescent Ballasts: 2700VA @ 277V Motor: 1/4 HP Load @ 120V	
Additional Listings	ETL/C-ETL: UL 508, can be used to comply with IECC, ASHRAE 90.1 and 2016 Title 24, Part 6 area controls and shut-off controls requirements	

Color Change Kit ships with White, Ivory and Light Almond faceplates



WSS20

### Coordinating Faceplates for LevNet RF™ Wall Switch Receivers

Cat. No.	Color	Quantity
WSSCC-00G	Gray	25 per package
WSSCC-00E	Black	25 per package

### SPOTLIGHT

#### LevNet RF™

For more information on our energy harvesting wireless self-powered solutions, including technical reference, LEED credits, programming videos, and software downloads go to [www.leviton.com/levnetrf](http://www.leviton.com/levnetrf).



## LevNet RF™ Receivers

Relay Receivers			
	Fixture Controller	Area Controller	Relay Power Pack
<b>Cat. No.</b>	<b>WSD05-9D0</b>	<b>WSD20-9D0</b>	<b>WSP20-9D0</b>
Power Supply Input	120-277VAC, 50/60Hz	120-277VAC, 50/60Hz	100-277VAC, 50/60Hz
Max Loads/ Contact Rating	General Duty: 10A. LED: 400W @ 120V LED. Incandescent: 800W @ 120V. Fluorescent Ballasts: 1200VA @ 120V, 2700VA @ 277V. Motor: 1/4 HP Load @ 120V. *For non-neutral models: 25W minimum load required (reduce range by 15')		General Duty: 20A Tungsten (Incandescent): 20A Fluorescent Ballast: 20A Motor Load: 1HP Selectable N.O. or N.C. power up state
Memory	Stores up to 20 Transmitter IDs	Stores up to 20 Transmitter IDs	Stores up to 20 Transmitter IDs
Output Channels	1 — Latching Form A Relay, Selectable N.O. or N.C. power up state 1 — 0-10V output signal 1 — 12VDC output (WSD20-9D0 only)	1 — Latching Form A Relay, Selectable N.O. or N.C. power up state 1 — 0-10V output signal 1 — 12VDC output (WSD20-9D0 only)	1 — Latching Form A Relay, Selectable N.O. or N.C.
Time Delay	15 min		
Additional Listings	UL 60730 and UL 2043 C-ETL: CSA C22.2 #1405		

RF Receptacle		
Receptacle for Wireless Plug Load Control		
<b>Cat. No.</b>	<b>WSG15-S9W</b>	<b>WSG15-D9W</b>
Power Supply	125VAC, 60Hz, 15A	
Power Consumption	120VAC @10mA AC (320mW typical)	
Switched Side: Max Loads/ Contact Ratings	General Use/Resistive: 15A, Incandescent: 1800W, Inductive: 1800VA, 1/2HP, 120VAC	
Controlled	Single (Top)	Dual
Additional Listings	Can be used to comply with IECC, ASHRAE 90.1, and 2016 Title 24, Part 6 occupancy/vacancy sensing, daylight harvesting, partial-ON, partial-OFF, demand response and receptacle control requirements	

Note: Comes packaged with five color faceplates: White, Ivory, and Light Almond



WSD20



WSG15-D9W



## LevNet RF™ Transmitters

Sensors		
	Ceiling Mount Occupancy Sensors	Wall Mount Occupancy Sensors
<b>Cat. No.</b>	<b>WSC12-M9N</b>	<b>WSWDR-H9W</b>
Coverage	1200SF	2200SF
Power Consumption	Self-Powered	
Transmission	60 seconds (+/- 10 sec)	30 minutes @ 0.5FC (5 LUX); 15 minutes @ 1.0FC (10 LUX); 30 seconds @ 20FC (200 LUX)
Minimum Light Required	5FC (50 LUX)	1.5FC (15 LUX)
Minimum Charge Time to Begin Operation	1 minute @ 20FC (200 LUX)	1 minute @ 1.5FC (15 LUX); 5 seconds @ 20FC (200 LUX)
Maintain Charge Time	3 hours per 24 hours @ 20FC (200 LUX)	3 hours per 24 hours @ 20FC (200 LUX)
Operating Life at Full Charge	3.3 days	48 hours
Additional Listings	Can be used to comply with IECC, ASHRAE 90.1 and 2016 Title 24, Part 6 occupancy sensing requirements, FCC Certified for Wireless Communication (U.S.), I.C. Certified (Canada)	



WSC12-M9N



WSWDR

## Wall Stations — Controls Virtually Any On/Off Device

	Single/Dual Rocker Decora® Wall Stations*		Handheld 4-Button Remote
<b>Cat. No.</b>	<b>WSS0S-S9x</b>	<b>WSS0S-D9x</b>	<b>WSS0S-R0W</b>
Buttons	2 Buttons (1 Rocker)	4 Buttons (2 Rockers)	4 Buttons (2 Rockers)
Output Channels	Only limited by number of Receivers in range		
Addressing	Factory set unique ID (1 of 4 billion)		

\*Available in White (-W), Ivory (-I), Light Almond (-T), Gray (-G) and Ebony (-E).

Note: Wall Stations are both switches and dimmers depending on the receiver they are paired to — For details see Wall Stations Data Sheet on [Leviton.com/levnetrf](http://Leviton.com/levnetrf)



WSS0S-D9x



WSS0S-R9W

## LevNet RF™ Transmitters

Control Extender	
Communicates with Receivers that control virtually any ON/OFF device	
<b>Cat. No.</b>	<b>WSTLT-9DO</b>
Power Supply Input	100-277VAC, 50/60 Hz
Addressing	Factory set unique ID (1 of 4 billion)
Additional Listings	UL 60730 (Safety), UL 2043 (Plenum), CSA C22.2#14-05 (Safety), CE-IEC 60730. Can be used to comply with IECC, ASHRAE 90.1 and 2016 Title 24, Part 6 occupancy/vacancy sensing, daylight harvesting, partial-ON, partial- OFF, demand response and receptacle control requirements



WSTLT

## Hospitality Key Card Switches

Leviton key card switches are designed to provide energy savings for the hospitality industry by ensuring that no devices are left on when the room is not in use. These switches control electrical circuits by simply inserting or removing the guest's access card into the device. Both line voltage and low voltage switches are available for application flexibility.

### Features and Benefits

- Functions as dependable vacancy sensor when guest leaves and removes card
- Reduce energy costs by ensuring circuits are ON only during occupancy (when key card is in switch)
- Attractive low profile design with color change kit to meet the most common room designs or décor
- LED lighting illuminates the card slot for easy location in a dark room
- High Inrush Stability (H.I.S. Technology)
  - Zero crossing circuitry optimizes relay operation for reliable, long-life operation
  - Robust mechanical latching relay is durable for all load types
- No neutral model (HKSWP-GDX) is specially designed for retrofit applications where neutral wires are not available
- Low voltage model is compatible with applications utilizing building automation systems, energy management systems, and lighting control panels
- Requires WSTLT to operate within the LevNet RF network
- Fully rated to protect the entire circuit with UL Listing and 20A relay

### Hospitality Key Card Switches

Cat. No.	Description
HKSWP-ODX*	Hospitality Key Card switch with color change kit, 120-277V
HKSWP-GDX*	Hospitality Key Card switch with color change kit, 120-277V, no neutral
HKSWP-OLX*	Hospitality Key Card switch with color change kit, 24V
HKSWP-00G*	Faceplate, Gray, 25 pack
HKSWP-00E*	Faceplate, Ebony, 25 pack

\*All HKSWP models ship with the Color Change kit — includes a White, Ivory and Light Almond faceplate



HKSWP

## Omni-Bus Lighting Solutions

Popular in domestic commercial operations and a variety of international applications, Omni-Bus controls up to 256 lights, shades, fans, shutters, pumps, and more. Omni-Bus features the benefits of central lighting control with the flexibility of distributed control systems. Modular Omni-Bus components can be located where needed to save wiring and installation costs.

Leviton Omni-Bus Lighting Control Network is the hardwired and wireless lighting solution for 110/220/240V 50-60Hz. Utilizing the worldwide DIN Rail standard for mounting, this bus-based system with controller-based management of loads controls CFL, LED, electronic low-voltage, Halogen, and incandescent lighting.

### Leviton Omni-Bus Advantages

The Omni-Bus lighting system fully integrates with Omni security & automation controllers, allowing control of Omni-Bus devices using standard Omni interfaces and software applications. Power wiring is minimized as controllers can be localized to switches. Switches can be programmed to perform a number of actions. Free Omni-Bus setup software is available online. With Omni-Bus there is no need for a third-party solution.

### Leviton Omni-Bus Works


Power modules feed power to dimmer and non-dimming switches wired up to DIN Rail modules. Load Control and other DIN Rail modules connect to the Omni-Bus network using standard CAT-5 UTP (Unshielded Twisted Pair) cable between each Omni-Bus device. The Omni-Bus network runs on a low supply voltage (24VDC) and is optically isolated from the main's supply side. The use of splitters allows for a free topology architecture for ease of installation and expandability. Omni-Bus network can be star, hub and spoke, daisy chain or a combination.

### Omni-Bus Components are Broken into these Four Categories:

- Core Components (Required)
- Accessories
- Load Control Modules
- Switch Interfaces

### Features and Benefits

- Global Solution
- New DIN Rail Enclosures and NEMA Keypads for North America
- Eco-Friendly, uses less resources like copper
- Control lighting (CFL, LED, incandescent, halogen, electronic low voltage), shades, fans, shutters, pumps, and more
- Elegant, multi-button programmable wall switches eliminate the expense of in-wall high voltage wiring to multi-way switches
- Modular components use Cat 5/Cat 6 and can be located where needed to save installation time and costs
- Flexible open architecture works with any momentary switch interface with low voltage LED's
- Use Omni-Bus stand-alone or integrate with Leviton automation system for apps/touchscreens and advanced programming



Omni-Bus Enclosure

## Omni-Bus Lighting Solutions

DIN Rail Enclosures	
Description	Cat. No.
DIN Rail Enclosure, White, Small	DINRK-001
DIN Rail Enclosure, White, Medium	DINRK-A03
DIN Rail Enclosure, White, Large	DINRK-A06



DIN Rail Enclosure

Keypads	
Description	Cat. No.
Omni-Bus Decora Low Voltage Keypad, NEMA Form Factor, 1 Button, RJ45 Connectors for Omni-Bus, White	OBKND-10W
Omni-Bus Decora Low Voltage Station, NEMA Form Factor, 2 Button, RJ45 Connectors for Omni-Bus, White	ONKND-20W
Omni-Bus Decora Low Voltage Station, NEMA Form Factor, 4 Button, RJ45 Connectors for Omni-Bus, White	OBKND-40W



Omni-Bus Low Voltage Keypad

Core Components (Required)	
Description	Cat. No.
<p><b>Interface Translator DIN Rail Module</b></p> <p>The “gateway” of the Omni-Bus system, this device allows Leviton Controllers Omni LTe, Omni Ile, OmniPro II, Lumina™, and Lumina™ Pro to interface with an Omni-Bus network. Built in radio receiver for use with wireless switch interfaces 113A00-2, 113A00-4, 113A00-7, 125A00-1, 125A00-2. Features an Ethernet port.</p>	117A00-1
<p><b>Power Supply 2.5A DIN Rail Module</b></p> <p>This 24VDC 2.5A power supply module provides power to the Omni-Bus network.</p>	123A00-1
<p><b>Power Supply Interface 2A DIN Rail Module</b></p> <p>Used to detect overloading and select cabling errors on the Omni-Bus network. Distributes power from 123A00-1. Detects low voltage power and overloading to Omni-Bus network.</p>	124A00-1
<p><b>8-Way Splitter DIN Rail Module</b></p> <p>Eight-port splitter used for splitting the network into a star configuration.</p>	120A00-1
<p><b>Termination Plug</b></p> <p>Used to terminate the Omni-Bus network. Each network must contain one and only one network Termination Plug.</p>	122A00-1
<p><b>Jumper Plugs (10)</b></p> <p>Used to terminate any open ends or open connectors on the Omni-Bus network. Come in packs of ten. Not sold individually.</p>	121A00-1



Interface Translator DIN Rail Module



Power Supply 2.5A DIN Rail Module



Jumper Plugs



## Omni-Bus Lighting Solutions

### Omni-Bus Components are Broken into these Four Categories:

- Core Components (required, see page **O-15** for more information)
- Accessories
- Load Control Modules
- Switch Interfaces

Accessories	
Description	Cat. No.
<b>RF Transceiver DIN Rail Module</b> Wireless transceiver for use with wireless switch interfaces 113A00-2, 113A00-4, 113A00-7, 125A00-1, 125A00-2. This added transceiver provides expanded wireless range for the Omni-Bus network.	115A00-1
<b>DALI Gateway DIN Rail Module</b> Controls DALI (Digital Addressable Lighting Interface) output devices: On/off switching, dimming, DALI group control, DALI broadcast control, and DALI scene control.	118A00-1
<b>USB Programming Interface Unit</b> Configure and maintain all user-programmable parameters of the Omni-Bus network with a PC. Includes an Omni-Bus PC software license.	116A00-1
<b>3-Way Splitter</b> Used where a T-junction or network split is required to expand an Omni-Bus network.	119A00-1
<b>Single-Gang Switch Box w/Cover, Metal Lid</b> Features holes and knockouts for mounting to desired surface. Can accommodate Hi-Fi™ 2 interfaces, Omni-Bus hardwired switches, and UPB™ switches. Includes a metal cover with hardware for mounting to the box.	95A20-1



DALI Gateway  
DIN Rail Module



USB Programming  
Interface Unit



3-Way Splitter

Load Control Modules	
Description	Cat. No.
<b>Omni-Bus Relay DIN Rail Module</b> Control up to 4 general purpose resistive loads (2A@230VAC, 2A@110VAC, 2A@28VDC or low voltage switching applications (irrigation valves, gates, garage doors, etc.).	112A00-1
<b>Omni-Bus Dimmer DIN Rail Module</b> Controls 220V incandescent, 220V halogen, and low voltage transformers suitable for trailing-edge dimming: 400W@230VAC This product is available for international (non-North American) markets only.	110A00-1
<b>Omni-Bus Universal Dimmer DIN Rail Module</b> Advanced dimming circuit controls most lighting loads. Selectable jumper for leading or trailing edge dimming. Controls incandescent, halogen, low voltage electronic transformers, low voltage magnetic transformers: 900W@230VAC; 600W@110VAC. Controls dimmable CFL/LED: 400W@230VAC; 300W@110VAC.	110A00-2
<b>Omni-Bus Power Switch DIN Rail Module</b> Controls resistive/incandescent: 2000W@230VAC; 1500W@110VAC. Ballast (fluorescent lights): 2000W@230VAC; 1500W@110VAC. Low voltage transformer: 2000W@230VAC; 1500W@110VAC. DC resistive: 10A@30VDC.	111A00-1



Omni-Bus Relay  
DIN Rail Module



Omni-Bus Dimmer  
DIN Rail Module

### Omni-Bus Lighting Solutions

#### Omni-Bus Components are Broken into these Four Categories:

- Core Components (required, see page **0-15** for more information)
- Accessories
- Load Control Modules
- Switch Interfaces

Switch Interfaces	
Description	Cat. No.
<p><b>Omni-Bus Scene Control DIN Rail Module</b></p> <p>Stores up to 32 lighting scenes or moods, controlling up to 256 Omni-Bus load control modules. Each scene can be triggered from up to 8 different Omni-Bus input devices. Also works in conjunction with a Leviton Controller and Omni-Bus Interface Translator for added flexibility and control.</p>	126A00-1
<p><b>6-Channel Universal Switch Interface Module</b></p> <p>Connects up to six third-party switches to the Omni-Bus network. Six LED outputs control two-lead bi-color or single color LED indicators for each switch.</p>	114A00-1
<p><b>Omni-Bus Cable Assemblies (12) for Universal Switch Interface Module</b></p> <p>Pack of 12 cable assemblies for Omni-Bus Universal Switch Interface Module 114A00-1. A 150mm cable assembly is used to connect a switch input or LED output of the 114A00-1 to third-party switch. One cable is required for each input or LED output.</p>	114A01-1
<p><b>1-Button, Hardwired Switch Interface, White</b></p>	113A00-1
<p><b>1-Button, Wireless Switch Interface, White</b></p> <p>Single-button hardwired or wireless switch interface. Controls dimmer, power switch, relay, or an input into a Leviton controller. LED light indicates operation status. Wireless switch operates with 117A00-1 or 115A00-1.</p>	113A00-2
<p><b>2-Button, Hardwired Switch Interface, White</b></p>	113A00-3
<p><b>2-Button, Wireless Switch Interface, White</b></p> <p>Two-button hardwired or wireless switch interface. Controls dimmer, power switch, relay, or an input into a Leviton controller. LED light indicates operation status. Wireless switch operates with 117A00-1 or 115A00-1.</p>	113A00-4
<p><b>3-Button, Hardwired Switch Interface, White</b></p>	113A00-5
<p><b>3-Button, Wireless Switch Interface, White</b></p> <p>Three-button hardwired or wireless switch interface. Controls dimmer, power switch, relay, or an input into a Leviton controller. LED light indicates operation status. Wireless switch operates with 117A00-1 or 115A00-1.</p>	113A00-7
<p><b>3-Button, Hardwired Switch Interface, Stainless</b></p> <p>Three-button hardwired switch interface. Controls dimmer, power switch, relay, or inputs into a Leviton controller. LED lights indicate operation status.</p>	113A00-6
<p><b>6-Button, Hardwired Switch Interface, White</b></p> <p>Six-button hardwired switch interface. Controls dimmer, power switch, relay, or an input into a Leviton controller. LED light indicates operation status.</p>	113A00-8
<p><b>6-Button, Hardwired Switch Interface, Stainless</b></p> <p>Six-button hardwired switch interface. Controls dimmer, power switch, relay, or inputs into a Leviton controller. LED lights indicate operation status.</p>	113A00-9
<p><b>Keyfob Remote Control, 6-Channel</b></p>	125A00-1
<p><b>Keyfob Remote Control, 16-Channel</b></p> <p>Wireless RF transmitter built into a convenient keyfob. Up to six or sixteen channels available. Controls dimmer, power switch, relay, or inputs into a Leviton controller. Wireless switch operates with 117A00-1 or 115A00-1.</p>	125A00-2



Omni-Bus Scene Control  
DIN Rail Module




6-Channel Universal Switch  
Interface Module



Omni-Bus Cable  
Assemblies



2-Button  
Switch Interface



3-Button  
Brushed Stainless



Keyfob Remote Control,  
6-Channel





## Entertainment

Leviton entertainment products enhance your lifestyle by adding convenience to the A/V equipment experience. Many products can be used stand-alone or can be integrated into a complete control system for increased functionality such as shutting down or lowering exterior speaker levels at a certain time each night.

Want to affordably control your media room via your Smartphone or tablet? Using BitWise AV controllers, push one button to turn on AV equipment, lower a projection screen, lower the window treatments, and even adjust a few lights. Customize the layout to suit your taste or use provided templates and icons.

Want to share music throughout your home with a powerful distributed audio system and sleek built-in speakers? Hi-Fi™ 2 distributed audio systems are available in either 8-source, 8-zone systems (expandable to 16 zones) or as a 4-source, 4-zone system that are perfect for condos and townhomes. The 8x8 version features 50 Watts per zone while the 4x4 version features 40 Watts per zone. Both systems can be accessed via the free Hi-Fi™ 2 app thanks to the Ethernet port on the Hi-Fi™ 2. Use an optional Bluetooth Remote Input Module to wirelessly stream music throughout the property.

### Entertainment Group



## Distributed Audio

### Hi-Fi™ 2 4x4 Distributed Audio System

#### Hi-Fi™ 2 for Leviton 4-Zone, 4-Source Kit for Structured Wiring Enclosures

The Hi-Fi™ 2 4x4 accommodates four sources, which can either be local at the amplifier or remote using an RIM connected to Cat5. Two RIMs come with the Hi-Fi™ 2 4x4 for the most popular remote inputs (home theater, kitchen TV, iPod dock, den entertainment center). More RIMs are available separately.

Description	Cat. No.
Hi-Fi™ 2 by Leviton 4 Zone, 4 Source Kit for Structured Wiring Enclosures	95A00-3

#### Hi-Fi™ 2 for Leviton Main Amplifier Assembly for 4x4 System

Amplifier Only Version of the 4x4 System.

Description	Cat. No.
Hi-Fi™ 2 4x4 Amplifier Only US Version	95A02-3

### Hi-Fi™ 2 8x8 Distributed Audio System

#### Hi-Fi™ 2 for Leviton 8-Zone, 8-Source Kits

Includes 8 Inputs and 4 RIMs (Remote Input Module); use all 8 inputs or 4 inputs and 4 RIMs or any combination up to a total of 8 inputs/RIMs. Also includes 8 OLED Display VSCs (Volume Source Control) with digital controls. Expandable to 16 zones using Expansion Amplifier Kit [sold separately].

Description	Cat. No.
Hi-Fi™ 2 by Leviton 8-Zone, 8-Source Kit with Enclosure	95A00-1
Hi-Fi™ 2 by Leviton 8-Zone, 8-Source Kit for Structured Wiring Enclosures	95A00-2

#### Hi-Fi™ 2 for Leviton Main Amplifier Assembly for 8x8 System

Amplifier Only version of the 8x8 system. Expandable to 16 zones using Expansion Amplifier Kit (sold separately).

Description	Cat. No.
Hi-Fi™ 2 by Leviton Main Amplifier Assembly with Power Supply	95A01-1

#### Hi-Fi™ 2 for Leviton 8-Zone Expansion Amplifier Kits

Includes expansion PCA, 8 VSCs, and enclosure. Expands the Hi-Fi™ 2 8x8 to a total of 16 zones. Includes power cord, expansion cable, and two variable outputs. Expansion Amplifier must be mounted no more than six inches (15.24cm) below the Main Amplifier. Compatible with OmniPro II and Lumina™ Pro controllers only.

Description	Cat. No.
Hi-Fi™ 2 by Leviton 8-Zone Expansion Amplifier Kit with Enclosure	95A12-1
Hi-Fi™ 2 by Leviton 8-Zone Expansion Amplifier Kit for Structured Wiring Enclosures	95A12-2

#### Hi-Fi™ 2 Expansion Amplifier Assembly

Includes expansion PCA with power supply and power cord. Expands the Hi-Fi™ 2 8x8 to a total of 16 zones. Expansion Amplifier must be mounted no more than six inches (15.24cm) below the Main Amplifier. Compatible with OmniPro II and Lumina™ Pro controllers only.

Description	Cat. No.
Hi-Fi™ 2 Expansion Amplifier Assembly w/Power Supply	95A18-1

#### Vented Enclosure

Enclosure for Hi-Fi™ 2 8x8 with vents, door latch mounting plate, hardware kit and instructions. Features knock-outs on top, bottom and back for multiple installation scenarios.

Description	Cat. No.
Vented Enclosure	95A09-1



Hi-Fi™ 2 4-Zone, 4-Source Kit for Structured Wiring Enclosures



Hi-Fi™ 2 8-Zone, 8-Source Kit




Hi-Fi™ 2 8-Zone, 8-Source Kit for Structured Wiring Enclosures



Hi-Fi™ 2 8x8, Main Amplifier



Hi-Fi™ 2 8-Zone Expansion Amplifier Kit with Enclosure



Vented Enclosure

### Hi-Fi™ 2 Distributed Audio System Accessories

#### Hi-Fi™ 2 for Leviton Retractable RCA Cable

3.5mm male to 2 RCA male patch cables. Extends to 4 feet. Use to connect TVs, CD players, home theater and stereo components to Hi-Fi™ 2's RIM.

Description	Cat. No.
Hi-Fi™ 2 by Leviton Retractable RCA Cable	95A13-1



95A13-1  
Retractable RCA Cable

#### Hi-Fi™ 2 for Leviton Retractable Stereo Cable

3.5mm male to 3.5mm male stereo patch cable. Extends to 4 feet. Use to connect MP3 players, iPods™, computers with headphone and/or audio outputs to Hi-Fi™ 2's RIM.

Description	Cat. No.
Hi-Fi™ 2 by Leviton Retractable Stereo Cable	95A14-1



95A14-1  
Retractable Stereo Cable

#### Hi-Fi™ 2 Remote Control

For volume and source selection. One included in 95A00-1 and 95A00-2.

Description	Cat. No.
Hi-Fi™ 2 Remote Control	95A05-1



95A05-1  
Remote Control

#### Volume Source Control (VSC)

Four-button OLED keypad controls volume, power, source, and more. Features IR receiver. White wallplate, VSC Color Change Kits available. Supports foreign language (western characters) and unicode characters.

Description	Cat. No.
Hi-Fi™ 2 Volume Source Control (VSC)	95A03-1



95A03-1  
Volume Source Control

#### VSC Color Change Kits

Case of 12 replacement face and wallplates for Volume Source Control.

Description	Cat. No.
VSC Color Change Kit, White (12)	95A11-WHCS
VSC Color Change Kit, Ivory (12)	95A11-IVCS
VSC Color Change Kit, Light Almond (12)	95A11-LTACS



95A11  
VSC Color Change Kits

## Hi-Fi™ 2 Distributed Audio System Accessories

### Remote Input Module

White Remote Audio Input/IR output module. Includes white wallplate. Additional colors are available through RIM Color Change Kits. Features a routed IR emitter jack and a flasher. Control your source equipment from any room that has a Volume-Source Control.

Description	Cat. No.
Remote Input Module (RIM)	95A04-1



Remote Input Module

### RIM Color Change Kit

Case of 12 replacement face and wallplates for Remote Input Module.

Description	Cat. No.
RIM Color Change Kit, White (12)	95A10-WHCS
RIM Color Change Kit, Ivory (12)	95A10-IVCS
RIM Color Change Kit, Almond (12)	95A10-ALCS
RIM Color Change Kit, Light Almond (12)	95A10-LTACS
RIM Color Change Kit, Black (12)	95A10-BLCS



RIM Color Change Kit

### Bluetooth Remote Input Module

Bluetooth devices can connect and act as music servers for your Hi-Fi™ 2 distributed audio system. Play music from Pandora, Spotify, Rhapsody, iTunes, and YouTube playlists. White only.

Description	Cat. No.
Bluetooth Remote Input Module	95A04-2



Bluetooth Remote Input Module

### Hi-Fi™ 2 Expansion Cable Assembly

24-pin ribbon cable connects the Main Amplifier board to the Expansion Amplifier board. This part is also included with 95A12-1 and 95A12-2.

Description	Cat. No.
Hi-Fi™ 2 Expansion Cable Assembly	95A16-1



Hi-Fi™ 2 Expansion Cable Assembly

## Free Stand-Alone App to Control Your Audio System

Now, anyone can control their Hi-Fi™ 2 system with a free iOS application on their iPad, iPod Touch, or iPhone. Load the application on as many devices as you like for free.



Hi-Fi™ 2 Systems work best with 6 to 8 ohm speakers. Leviton manufactures two lines of speakers that sound fantastic when paired with these audio systems. Choose from in-wall, in-ceiling, or outdoor speakers from Leviton.

## Speakers

### Leviton Architectural Edition®

#### Features and Benefits

##### In-Wall and In-Ceiling

- Creates room-filling sound with clean powerful highs
- Long-throw woofers with rubber surrounds provide high output with low distortion
- Paintable, nearly invisible zero-bezel magnetic grilles seamlessly blend into wall or ceiling architecture
- High Definition Imaging (HDI) waveguide technology and computer-optimized driver positioning results in ideal performance and life-like soundstage imaging throughout the entire room, regardless of location
- Engineered for the custom installer with a whole-room, seamless audio and visual design in mind
- Superior XL-2 installation bracket
- Sturdy, reliable design fit for easy installation in walls up to a full 2 inches thick
- Specialty mechanical grip designed to minimize vibration regardless of installation format
- Handles custom installation better than typical 1½" bracket designs

##### In-Wall and In-Ceiling


- Two-way weatherized speakers sold in pairs with professional grade grilles and inputs
- Features 5.25-inch woofer and 1-inch tweeter
- Rotatable mounting brackets for angling towards listener or mounting horizontally

##### Pre-Construction Kits

- Pre-construction kits ensure that speaker locations and wiring are preserved and protected during construction, allowing for a cleaner, faster, and more precise installation during the trim-out stage
- Fire-Rated Back Box meets fire code for MDU and residential installations

##### In-Wall Speakers

- Dual 5¼-inch two-way speaker designed for full sound dispersion with a shallow mounting depth
- Nearly invisible zero-bezel and fully paintable magnetic grille blends into environment
- Utilize as a low-profile installed front center channel and/or as an extreme performance left/right or surround sound speaker



#### Leviton Architectural Edition® In-Wall and In-Ceiling Speakers

Description	Cat. No.
[A] In-Wall Speaker with 6.5" Woofer, silk-dome 1" tweeter, zero-bezel magnetic grille, rated for 8 Ohms, 80 watts, sold in single units	LAE6I-000
[B] In-Wall Speaker with 8" Woofer, 1" silk-dome tweeter, zero-bezel magnetic grille, rated for 8 Ohms, 100 watts, sold in single units	LAE8I-000
[C] Leviton Architectural Edition In-Wall Center Channel Loudspeaker	LAE5I-000
[D] In-Ceiling Speaker with 6.5" Woofer, 1" silk-dome tweeter, zero-bezel magnetic grille, rated for 8 Ohms, 80 watts, sold in single units	LAE6C-000
In-Ceiling Speaker with 8" Woofer, 1" silk-dome tweeter, zero-bezel magnetic grille, rated for 8 Ohms, 100 watts, sold in single units	LAE8C-000
[E] In-Ceiling Stereo Speaker with 6.5" Woofer, two ¾" silk-dome tweeters, zero-bezel magnetic grille, rated for 8 Ohms, 80 watts, sold in single units	LAE6D-000

Continued on next page

Continued from previous page

## Leviton Architectural Edition® Speakers

Pre-Construction Kits	
Description	Cat. No.
6.5" Pre-Construction Speaker Kit for In-Wall Installations	AEPI6-KIT
6.5" Pre-Construction Speaker Kit for In-Ceiling Installations (LAE6C, LAE6D)	PCC55-KIT
8" Pre-Construction Speaker Kit for In-Wall Installations	AEPI8-KIT
8" Pre-Construction Speaker Kit for In-Ceiling Installations (LAE8C)	AEPC8-KIT
Fire-Rated Back Box (for use with 6.5" In-Ceiling Speakers, LAE6C and LAE6D)	AEBC6-000

## In-Wall/Ceiling and Outdoor Spec-Grade™ Sound Speakers

When the specs call for quality audio, rely on Leviton's award-winning Spec-Grade™ Sound indoor speaker line for technical innovation and value.

### Features and Benefits

#### Spec-Grade™ Sound Speakers

- AeroNylon tweeter diaphragm provides crystal-clear treble response and exceptionally accurate tracking of even the most challenging musical transients
- Built-in AutoSurge® circuit protection helps prevent speaker damage
- Advanced phase/time alignment guide properly aligns sound without misaligning the tweeters
- Precision dividing network ensures total audio signal electronic integrity up to the last microsecond before the signal is converted into sound
- Inert mounting frame with "dogleg" installation points eliminates any transmitted vibrations that could alter in-wall or in-ceiling sound quality
- Acoustically transparent, paintable grills

#### Pre-Construction Kits

- Fire-Rated Back-Box enclosure meets fire code for MDU and residential installations



A



B



C



### Spec-Grade™ Sound In-Wall/In-Ceiling Indoor Speakers

Description	Cat. No.
<b>[A]</b> Pair of 6.5" Spec-Grade™ Two-Way In-Ceiling Loudspeakers, 120 W peak/ 60 W RMS, 8 ohms	SGC65-00W
<b>[B]</b> Pair of 6.5" Spec-Grade™ Two-Way In-Wall Loudspeakers, 120 W peak/ 60 W RMS, 8 ohms	SGI65-00W

Pre-Construction Kits	
Description	Cat. No.
<b>[C]</b> Fire-Rated Back-Box (required for 6.5" in-ceiling speakers SGC65)	AEBC6-000





### Home Theater Speakers

#### Features and Benefits

##### Soundbar And Subwoofer Combo

- All-in-one wireless Bluetooth® home speaker solution provides virtual surround sound in sleek package
- Easily switch between wireless audio from a mobile device and the TV audio
- Independent volume control on wireless subwoofer allows custom bass response
- Two-way dual driver left and right speaker modules each with 2.25-inch full range driver and 1.25-inch dome tweeter, along with 6.5-inch ported wireless subwoofer

##### Shelf-Mount Center Channel Speaker

- Dual 5¼-inch polycellulose woofers and 1-inch soft dome tweeter
- Bass-Reflex enclosure with Rear-Firing Ports
- Minimalist grilles and brushed metal trim offers a contemporary, sophisticated appearance

##### Subwoofer

- Dual port, 10-inch, 100W high-efficiency subwoofer
- High-performance transducer and built-in amplifier deliver powerful and dynamic low-frequency performance
- Variable level, crossover, and phase controls for easy setup and integration into a wide range of listening rooms and systems

#### Leviton Architectural Edition® In-Wall and In-Ceiling Speakers

Description	Cat. No.
<b>[A]</b> Leviton Architectural Edition Bluetooth Soundbar with wireless subwoofer	LAESB-000
<b>[B]</b> Two-Way Dual Channel 5-1/2" Shelf-Mounted Center Channel Loudspeaker	LAES5-000
<b>[C]</b> Leviton Architectural Edition Powered Subwoofer in Bass-Reflex Enclosure	LAESW-000
Pre-Construction Kit, in-wall center channel shelf for use with LAE5I-000	AEPIS-KIT



#### Outdoor Speakers

Description	Cat. No.
<b>[D]</b> Pair of Leviton Architectural Edition® Indoor/Outdoor/All Weather Loudspeakers	LAEAW-000



## BitWise

### A Complete AV Control and Automation Eco-System

Leviton's BitWise line offers powerful automation controllers, a vast array of GUIs for a completely customizable app interface, and our easy-to-use, no-coding-required Project Editor software. From a single control app, you can manage every aspect of AV and more. For setup software, templates, modules and support visit [leviton.com/BitWise](http://leviton.com/BitWise).

#### Features\* and Benefits

- No per-device or per-job licensing fees
- Controllers that are assembled in the United States to ensure the highest standards of quality and reliability
- Award-winning technical support for when questions arise about tough installs
- Limitless scalability
- Apple and Android control apps that are not only free, but can also control more than one location's system on a single device
- From a single, easy-to-use control app, end-users can manage every aspect of lighting, AV, room temperature, and more for their business — even if there's more than one location

#### BitWise AV Controllers

- Entry-level BC4 is perfect for home theaters, conference rooms and classrooms
- BC2 includes additional inputs and outputs, including optional Wi-Fi connectivity
- BC1 controller fits in an AV rack at full width adds advanced scheduling and notification

#### Interfaces

- Manage your system via the BitWise control app on iOS and Android devices, available on smartphones and tablets. Use an OmniTouch 7 Touchscreen for 'Always there, Always on' control
- RF Room Remote and Remote Receiver controls all BitWise connected devices in a room

#### Accessories

- Optional power supplies, IR emitters, IR Learners, and Wi-Fi adapters enhance the capabilities of a BitWise control system
- PoE Power Injector provides up to 15.4 watts of power and 10/100M data transmission through category cable

### BitWise Group



### BitWise AV Control

BitWise	
Description	Cat. No.
BC1, US Power Supply, 8 IR ports, 4 RS232, 4 GPIO, 4 Relays, 1 IR input	BWBC1-000
BC1, Intl Power Supply, 8 IR ports, 4 RS232, 4 GPIO, 4 Relays, 1 IR input	BWBC1-0NT
BC2, US Power Supply, 4 IR ports; 2 RS232; 2 GPIO; 2 Relays	BWBC2-000
BC2, Intl Power Supply, 4 IR ports, 2 RS232; 2 PIO, 2 Relays	BWBC2-0NT
BC4-BCX-1 PRO, US power supply, BW BC4 with 4 IR ports, GPIO, RS232	BWBC4-000
BC4-BCX-1 PRO, INTL power supply, BW BC4 with 4 IR ports, GPIO, RS232	BWBC4-0NT



### BitWise AV Control

BitWise	
Description	Cat. No.
RF Remote Control	BWRMT-000
RF Remote Control Receiver	BWRRR-000
BC-2 Rack Ears	BWEAR-000
Single Head Flashing IR Emitter	EN928-000
Dual Head Flashing IR Emitter	BWEM2-000
Adapter for connecting a BC-1 IR In port to a Distributed IR system	BWIRA-000
Wi-Fi Adapter with External Antenna	BWWFA-000
IR Receiver Module	BWIRI-000
IR Learner	BWIRL-000
DB9 Female-RJ45 Female Adapter	BWDBF-000
DB9 Male-RJ45 Female Adapter	BWDBM-000
POE Power Injector with A/C Cord	TS901-000
OmniTouch 7 Touchscreen — Black	99A00-2
OmniTouch 7 Table Top Stand — White	99A16-1
OmniTouch 7 Top Stand — Black	99A16-2
US Power Supply, 12V	BWDPS-000
International Power Supply, 12VDC	BWIPS-000



BitWise Power Supply



BitWise Rack Ears



OmniTouch Touchscreen

### BitWise Aleera GUI Interface Templates

BitWise Graphical User Interfaces (GUIs) templates are available for integrators to create beautiful interfaces. These templates offer an excellent starting point for installers, providing pre-populated interfaces for a variety of control applications. The Aleera template, offered by Blackman Signature Designs, is the latest modern design with transparent and flat graphics.

#### BitWise Audio/Video System GUI

Description	Cat. No.
BitWise Aleera GUI Download Code	BWGUI-000



Aleera GUI Interface Downloads

Structured Media™ Centers ..... P-4  
 FTTH Box & Media Versatile Panel ..... P-10  
 Switches ..... P-11  
 Power Supplies & Surge Protection ..... P-12  
 Mounting Brackets, Patch Cords & Tools ..... P-13  
 Twist & Mount, TIDP & Compact  
     Structured Media™ Center Panels ..... P-15  
 Structured Media™ Center Panels,  
     Modules & Boards ..... P-16  
 Video Distribution & Splitters ..... P-19  
 Data & AV Connectors ..... P-20  
 Wallplates & Inserts ..... P-22  
 Volume Controls & Audio Distribution ..... P-26  
 Home Theater, Recessed Receptacles &  
     Mobile Device Station ..... P-27  
 Telephone & Video Wallplates ..... P-29  
 Telephone & Video Accessories ..... P-30





## Populating the Structured Media™ Center — The Nerve Center of the Connected Home

For every residence — single-family home, high-rise, or hotel — Leviton offers an unparalleled selection of structured wiring solutions for networking, audio, video, and more. And we offer the ideal central distribution point to manage them all.



Enlarged detail of populated Structured Media™ Center

### The Connected Home

Get enterprise-grade, best-in-class broadband network performance capability with Leviton Structured Media Center components. These solutions are engineered to be an integrated system, providing an organized base and simplifying installation from rough-in through line activation. For enclosure configuration assistance, go to [Leviton.com/homeconfig](http://Leviton.com/homeconfig).

#### 1 Structured Media™ Centers

These versatile enclosures allow you to manage and distribute a full range of voice, data networking, audio, and video wiring from one central location. We have enclosure solutions for every construction type: wood, steel frame, concrete, and cinder block construction, and an RF Transparent Enclosure for expanding the reach of a wireless network.

#### 2 Data Patching & Distribution

Leviton offers durable Cat 6 and 5e panels and modules for data cable distribution. The high-end Twist & Mount Panel makes installation simple and provides easy access for moves, additions, or changes in the home network.

#### 3 Telephone Patching & Distribution

Choose from a wide selection of telephone distribution boards, modules, or panels for telephone and security systems. Our Telephone Input Distribution Panel (TIDP) supports inputs for use with “triple-play” modems and complements the look and simplicity of our Twist & Mount Patch Panels.

#### 4 Premium & Passive CATV Splitters

Distribute the incoming RF signal to locations throughout a home via coaxial cable using Leviton passive CATV splitters, or use Premium splitters to optimize the performance of digital cable signals to handle HDTV.

#### 5 Switches

Leviton offers a complete Gigabit solution with high-speed switches. Create a Local Area Network (LAN) in the home or office to network PCs, printers, and other connected devices.

#### 6 High-Flex Patch Cords

High-Flex Patch Cords allow for tighter radius connections and a cleaner finished appearance inside a dressed Structured Media Center.

#### 7 ISP Modem (provided by service provider)

The modem converts DSL, cable, or fiber optic signals for Internet access for triple-play service or pure data connections.

#### 8 Integrated Power Supply

Structured cabling systems rely on active gear that requires low-voltage power and surge protection. Leviton offers power supplies with extra plugs that eliminate the need for bulky power adapters within enclosures.



## Structured Media™ Centers

Leviton Structured Media™ Centers provide a convenient termination location for wiring home runs from wall outlets, creating a distribution point for voice, data, audio, and video applications. Available in compact, 14", 21", 28", and 42" sizes to address a broad range of capacities for single family homes, MDUs, and light commercial applications, Leviton Structured Media™ Centers support new and retrofit installations.

### Features and Benefits

- Enclosures are constructed of white powder-coated 20-gauge steel
  - Covers and doors are constructed of white powder-coated 18-gauge steel, and feature 3/4" overlap to hide irregular drywall cuts
  - Modules mount vertically or horizontally
  - Multiple knock-outs on top and bottom facilitate cable entry and routing
  - Knock-out in base of enclosure accommodates single- and dual-gang J-boxes and power modules
  - Six 3-inch self-healing foam grommets included to accommodate and protect cable bundles
  - Mounting tabs on housing sidewalls prevent enclosure from falling through the studs during installation
  - Can be surface mounted or recessed
  - Combine two or more enclosures for larger installations or future expansion
  - Optional lock and key set available for additional security
- ACA and cULus Listed**
- ANSI/UL 1863: Communication Circuit Accessories
  - ANSI/UL 985: Household Fire-Warning System Units
  - ANSI/UL 1023: Household Burglar-Alarm System Units
  - For enclosure configuration assistance, go to [leviton.com/homeconfig](http://leviton.com/homeconfig)



A



B



C



D



E



F



G



H



I

### Features and Benefits

#### 14" & 21" Enclosures, Covers, & Doors

- Entry-level home network enclosures create a central distribution point for low-voltage cabling
- Ideal for apartments, condos, and smaller homes
- 14" enclosure accommodates basic residential networking systems and accessories
- 21" enclosure provides additional room for larger modules and equipment

#### Compact MDU Enclosures

- Economical solution for MDU connectivity
- Flexibility to accommodate a variety of telephone/video distribution configurations
- Snap-on cover requires no tools or fasteners
- Molded-in brackets provide quick snap-in convenience for expansion boards
- Angled video-splitter shelf for easy installation
- Hosts three expansion boards and one TV splitter
- Constructed of sturdy white ABS molded plastic

### 14" Enclosures, Covers, and Doors

Description	Cat. No.
14" Enclosure and Flush-Mount Cover, 15.32" (389.1 mm) H x 15.62" (396.7 mm) W x 3.83" (97.3 mm) D	47605-140
<b>[A]</b> 14" Enclosure, 14.0" (355.6 mm) H x 14.38" (365.3 mm) W x 3.63" (92.2 mm) D	47605-14E
14" Multi-Dwelling Unit Configuration A Enclosure and Flush-Mount Cover, 15.32" (389.1 mm) H x 15.62" (396.7 mm) W x 3.83" (97.3 mm) D (see page <b>P-7</b> for knock-out configurations)	47605-1MG
<b>[B]</b> 14" Flush-Mount Cover, 15.32" (389.1 mm) H x 15.62" (396.7 mm) W x 0.20" (5.1 mm) D	47605-14C
<b>[C]</b> 14" Economy Hinged Door, 15.32" (389.1 mm) H x 15.62" (396.7 mm) W x 0.25" (6.4 mm) D	47605-14D
14" Premium Vented Hinged Door, 15.32" (389.1 mm) H x 15.62" (396.7 mm) W x 0.25" (6.4 mm) D	47605-14S
14" Enclosure, job packed, 6 per pack, 14.0" (355.6 mm) H x 14.38" (365.3 mm) W x 3.63" (92.2 mm) D	47605-14G
14" Flush-Mount Cover, job packed, 6 per pack, 15.32" (389.1 mm) H x 15.62" (396.7 mm) W x 0.20" (5.1 mm) D	47605-14B
14" Ceiling-Mount Kit, .75" (19 mm) H x 23.68" (601.5 mm) W x 23.68" (601.5 mm) D	47612-CMK
Structured Media™ Center Lock & Key for 14", 21", 28", and 42" hinged doors	5L000-LOK

### 21" Enclosures, Covers, and Doors

Description	Cat. No.
<b>[D]</b> 21" Enclosure, 21.0" (533.4 mm) H x 14.38" (365.3 mm) W x 3.63" (92.2 mm) D	47605-21E
<b>[E]</b> 21" Flush-Mount Cover, 22.35" (567.7 mm) H x 15.62" (396.7 mm) W x 0.20" (5.1 mm) D	47605-21C
<b>[F]</b> 21" Premium Vented Hinged Door, 22.35" (567.7 mm) H x 15.62" (396.7 mm) W x 0.25" (6.4 mm) D	47605-21S
Structured Media™ Center Lock & Key for 14", 21", 28", and 42" hinged doors	5L000-LOK

### Compact MDU Enclosures

Description	Cat. No.
<b>[G]</b> Compact Enclosure and Cover, empty, 8.02" (203.7 mm) H x 14.38" (365.2 mm) W x 3.71" (94.2 mm) D	47605-MDU
Compact Cover only, 15.375" (390.5 mm) H x 9" (228.6 mm) W x .5" (12.7 mm) D	47605-MDC
<b>[H]</b> MDU Kit (Compact Enclosure and Cover plus 1x6 Telephone Expansion Board), 8.02" (203.7 mm) H x 14.38" (365.2 mm) W x 3.71" (94.2 mm) D	47604-0F6
<b>[I]</b> MDU Kit (Compact Enclosure and Cover plus 1x6 Telephone Expansion Board and 6-Way 1 GHz Splitter), 8.02" (203.7 mm) H x 14.38" (365.2 mm) W x 3.71" (94.2 mm) D	47604-F6S

## Structured Media™ Centers

### Features and Benefits

#### 28" and 42" Enclosures, Covers, & Doors

- Command central for virtually all technology including networking, DSL, cable Internet modem, satellite video, security, VoIP, fax, telephone, intercom, and audio
- Available in MDU and mixed-use configurations
- 28" enclosure accommodates up to 8 distribution modules
- 42" enclosure accommodates up to 12 distribution modules



A



B



C



D




E




F

### SPOTLIGHT

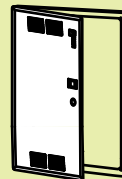
#### Choosing Your Structured Media™ Center Cover or Door



**Flush-Mount Cover**  
Screws directly to enclosure frame.



**Economy Hinged Door**  
Hinged flange attaches to left or right side of enclosure.



**Premium Vented Hinged Door**  
Full-frame design. Ventilated door hinges from left or right.

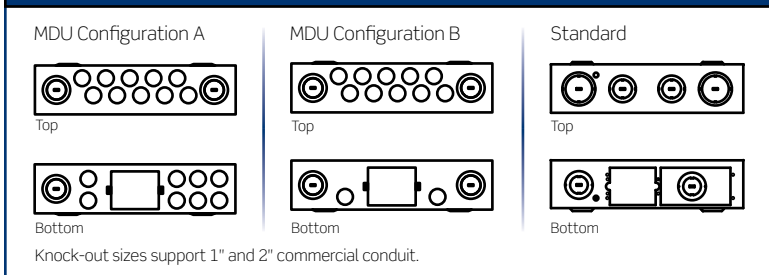
### 28" Enclosures, Covers, and Doors

Description	Cat. No.
28" Enclosure and Flush-Mount Cover, 29.32" (744.7 mm) H x 15.62" (396.7 mm) W x 3.83" (97.3 mm) D	47605-28W
<b>[A]</b> 28" Enclosure, 28.0" (711.2 mm) H x 14.38" (365.3 mm) W x 3.63" (92.2 mm) D	47605-28N
28" Multi-Dwelling Unit Configuration A Enclosure and Flush-Mount Cover, 29.32" (744.7 mm) H x 15.62" (396.7 mm) W x 3.83" (97.3 mm) D* (see Enclosure End Cap schematic below)	47605-2MG
28" Multi-Dwelling Unit Configuration B Enclosure only, 28.0" (711.2 mm) H x 14.38" (365.3 mm) W x 3.63" (92.2 mm) D* (see Enclosure End Cap schematic below)	47605-M28
28" Flush-Mount Cover, 29.32" (744.7 mm) H x 15.62" (396.7 mm) W x 0.20" (5.1 mm) D	47605-F28
28" Economy Hinged Door, 29.32" (744.7 mm) H x 15.62" (396.7 mm) W x 0.25" (6.4 mm) D	47605-28D
28" Premium Hinged Door, 29.32" (744.7 mm) H x 15.62" (396.7 mm) W x 0.25" (6.4 mm) D	47605-28P
<b>[B]</b> 28" Premium Vented Hinged Door, 29.32" (744.7 mm) H x 15.62" (396.7 mm) W x 0.25" (6.4 mm) D	47605-28S
28" Enclosure, job packed, 3 per pack, 28.0" (711.2 mm) H x 14.38" (365.3 mm) W x 3.63" (92.2 mm) D	47605-28G
28" Flush-Mount Cover only, job packed, 3 per pack, 29.32" (744.7 mm) H x 15.62" (396.7 mm) W x 0.20" (5.1 mm) D	47605-28B
<b>[C]</b> Extender Bracket, 2" depth extension package for 28" Structured Media Enclosures**	47612-28B
Structured Media™ Center Lock & Key for 14", 21", 28", and 42" hinged doors	5L000-LOK

### 42" Enclosures, Covers, and Doors

Description	Cat. No.
42" Enclosure and Flush-Mount Cover, 43.32" (1,100.3 mm) H x 15.62" (396.7 mm) W x 3.83" (97.3 mm) D	47605-42W
<b>[D]</b> 42" Enclosure, 42.16" (1,070.8 mm) H x 14.38" (365.3 mm) W x 3.63" (92.2 mm) D	47605-42N
42" Multi-Dwelling Unit Configuration A Enclosure and Flush-Mount Cover, 43.32" (1,100.3 mm) H x 15.62" (396.7 mm) W x 3.83" (97.3 mm) D* (see Enclosure End Cap schematic below)	47605-4MG
42" Multi-Dwelling Unit Configuration B Enclosure only, 42.16" (1,070.8 mm) H x 14.38" (365.3 mm) W x 3.63" (92.2 mm) D* (see Enclosure End Cap schematic below)	47605-M42
<b>[E]</b> 42" Flush-Mount Cover, 43.32" (1,100.3 mm) H x 15.62" (396.7 mm) W x 0.20" (5.1 mm) D	47605-F42
42" Economy Hinged Door, 43.32" (1,100.3 mm) H x 15.62" (396.7 mm) W x 0.25" (6.4 mm) D	47605-42D
<b>[F]</b> 42" Premium Vented Hinged Door, 43.32" (1,100.3 mm) H x 15.62" (396.7 mm) W x 0.25" (6.4 mm) D	47605-42S
<b>[G]</b> Extender Bracket, 2" depth extension package for 42" Structured Media Enclosures**	47612-42B
Structured Media™ Center Lock & Key for 14", 21", 28", and 42" hinged doors	5L000-LOK

#### \*Structured Media™ Center Enclosure End Caps



**\*\*Leviton Extender Brackets** provide an additional two inches of depth and enhanced ventilation within Leviton 28" and 48" Structured Media™ Center enclosures. The brackets attach between the enclosure and the cover to form a 2-inch deep, vented frame. The increased depth also allows space for better cable management and for larger modules, such as audio amplifiers, to be mounted within the Structured Media™ Center.

\*\*Extender Bracket (enclosure sold separately)



## Concrete-Mountable Structured Media™ Centers

### Features and Benefits

- Designed to withstand added weight during concrete pouring
- Moisture-resistant powder coating binds with treated steel to provide multiple levels of corrosion protection and durability
- Knockouts on the top and bottom support conduit up to 1.5 inches in diameter and facilitate cable routing and entry
- Power knock-out located on side panel for increased vertical cable routing capacity
- Optional duplex receptacle power box constructed using same steel as enclosures for protection of electrical wiring components
- Flush-mount covers and doors overlap 3/4 of an inch to hide uneven concrete/mortar finishing (sold separately)
- Durable powder coating withstands 1/8-inch dent test (per ASTM D 522-93A standard) and minimizes scratching, cracking, or peeling during shipping or installation

### Concrete Mountable Enclosures

Description	Cat. No.
21" Concrete-Mountable Enclosure	48605-21E
<b>[A]</b> 28" Concrete-Mountable Enclosure	48605-28E
42" Concrete-Mountable Enclosure	48605-42E
<b>[B]</b> Concrete-Mountable Enclosure Duplex Receptacle Power Box	48605-2GP



## RF Transparent Structured Media™ Center

The 30-inch RF Transparent Structured Media™ Center provides an excellent termination and mounting location for in-home voice, data, audio, and video distribution. The enclosure is ideal for expanding the reach of wireless signals, as it uses ABS polymer construction to diminish the effects of interference.

### Features and Benefits

- Expands the reach of wireless signals by diminishing the effect of interference with the ABS polymer construction
- Improves system access with a 180-degree hinged cover, allowing for quick and easy access to network equipment
- Makes servicing and expansion easy with twelve 1-inch entry/exit ports and additional ¼-inch knock-outs and conduit adapters
- Compatible with most Structured Media Center patch panels, voice, data, video, and audio quick-connect distribution modules
- Ensures safety with UL Compliant, ABS flame-retardant polymer
- Vented doors allow for better airflow and cooling of active equipment
- Accepts Structured Media Center Lock & Key Set

### Transparent Enclosure

Description	Cat. No.
30" RF Transparent Wireless Enclosure with Vented Hinged Door	49605-30W



49605-30W



#### Related Products

For more information on Covers and Doors **see pages P-4 to P-7.**

### Multi-Bay FTTH Enclosures

Multi-Bay enclosures provide excellent termination and mounting locations for both in-home structured wiring and fiber-to-the-home (FTTH) components. Structured wiring components typically mount in the upper section of the dual enclosure and optical network termination (ONT) mounts in the lower section. The dual enclosure can be surface mounted or mounted between metal or wood wall studs using provided screws.

#### Features and Benefits

- Allows separate lockable sections for FTTH integration
- In a separate bay, a full Leviton structured wiring system can be easily connected and optimized up to gigabit speeds to maximize incoming fiber optic connection
- Ideal for new installations or retrofits
- Uses multiple covers or doors to provide access and security
- Flush-Mount cover, economy, premium, and premium vented doors available



Multi-Bay Enclosures		
Description		Cat. No.
14" + 14" Dual Multi-Bay Enclosure, 29.64" (752.8 mm) H x 14.30" (363.2 mm) W x 3.63" (92.2 mm) D		47FTH-440
<b>[A]</b> 28" + 14" Dual Multi-Bay Enclosure, 46.64" (1,184.6 mm) H x 14.30" (363.2 mm) W x 3.63" (92.2 mm) D*		47FTH-840
28" + 14" + 14" Triple Multi-Bay Enclosure, 59.22" (1,504.1 mm) H x 14.30" (363.2 mm) W x 3.63" (92.2 mm) D		47FTH-844
42" + 14" Dual Multi-Bay Enclosure, 57.64" (1,464.1 mm) H x 14.30" (363.2 mm) W x 3.63" (92.2 mm) D		47FTH-420
14" + 14" + 14" Triple Multi-Bay Enclosure, 45.22" (1,148 mm) H x 14.30" (363.2 mm) W x 3.63" (92.2 mm) D*		47FTH-240
<b>[B]</b> 28" + 28" Dual Multi-Bay Enclosure, 57.64" (1,464.1 mm) H x 14.30" (363.2 mm) W x 3.63" (92.2 mm) D		47FTH-880

\*Minimum order quantity and lead times may apply

#### SPOTLIGHT

##### Multi-Bay Enclosure Center Bracket

The specially engineered Multi-Bay Enclosure Center Bracket provides clearance for multiple enclosure covers, allowing in-suite connectivity to be cleanly integrated, while securing access to individual customer and service provider equipment. With multiple knock-outs for different configurations, the center bracket provides a self-contained housing for electrical receptacles, offering protection from Electromagnetic Interference (EMI) and Radio Frequency Interference (RFI).





## FTTH Point of Entry Box

The Fiber-to-the Home (FTTH) Point of Entry Box provides a location to terminate fiber coming from a service provider to pigtailed at the subscriber's premises. It's a convenient staging demarcation point with quick and easy access for activation as residents request FTTH service.

### Features and Benefits

- Provides convenient staging prior to terminating incoming fiber from service provider
- Can mount inside the Structured Media™ Center or as a stand-alone unit on a wall
- Includes magnet for easy installation and place adjustments
- Includes an SC/APC adapter with two dust caps and two splice sleeves
- Made of ABS plastic



FTH00-00W

### Fiber-to-the-Home Solution

Description	Cat. No.
FTTH Point of Entry Box, 3.94" (100 mm) H x 3.15" (80 mm) W x .84" (21 mm) D*	FTH00-00W

\*Minimum order quantity and lead times may apply

## Switches

### Features and Benefits

#### 100 Mbps Ethernet Switches

- 10/100 Mbps data transfer rate
- Network additional PCs, printers, and other peripherals beyond router capacity
- Connects to many home office Ethernet devices
- Available in five- and eight-port versions

#### Gigabit Ethernet Switch

- 10/100/1000 Mbps data transfer rate
- Power button arrows for easy power down
- LEDs indicate power; LINK/Activity; and 10, 100, or 1000 Mbps
- Plug-n-play installation
- Auto detect uplink to easily cascade additional hubs, switches, and routers from any port
- Features high-performance, store-and-forward switching architecture with CRC
- Available in eight-port version

### Data Networking Switches

Description	Cat. No.
<b>[A]</b> 100 Mbps 5-Port Ethernet Switch, 2.52" (64 mm) H x 6.50" (165.1 mm) W x 3.54" (89.9 mm) D	47611-5PT
<b>[B]</b> Gigabit 8-Port Ethernet Switch, 2.52" (64 mm) H x 6.50" (165.1 mm) W x 3.54" (89.9 mm) D	47611-8GB



A



B

### SPOTLIGHT

#### Structured Media™ Center Installation

Make your next Structured Media™ Center installation a breeze with a new series of helpful installation videos from Leviton. You'll learn practical tips and best practices to ensure optimal performance of your Structured Media™ Center, including:

- How to install enclosures with flush mount covers or premium doors
- The best way to terminate EZ-RJ45 connectors
- What you need to know to install a J-Box kit
- Tips for installing and terminating Twist & Mount panels

You can watch these videos, along with many other useful how-tos, at [Leviton.com/ns/videos](http://Leviton.com/ns/videos)



## Power Supplies and Surge Protection

### Features and Benefits

#### Surge Protection, Standard

##### AC Power Modules & J-Box Kits

- Fit in standard 14", 21", 28", and 42" Structured Media™ Centers
- Surge-protected versions provide enhanced protection and EMI/RFI filtering per UL 1449 standards

##### DC BUS Module

- Eliminates need for more than two bulky AC/DC power adapters
- Contains six 12VDC power outputs at up to 1500 mA total
- Contains three 24VDC power outputs at up to 1000 mA total including one F-connector coupler
- Output power cables included for all except 24VDC F-connector coupler connection

##### Versatile DC Power Supplies

- 120VAC — 60 Hz input
- Includes NEMA 5-15 AC receptacles at 15A total
- Eliminates the need for multiple bulky AC/DC power adapters

#### AC Surge Modules

- Include six surge-protected NEMA 5-15P receptacles
- Allow six AC/DC power adapters to fit easily into Structured Media™ Centers
- Powers routers, switches, modems, volume controls, camera hubs, and other Structured Media™ Center mounted devices

#### Universal Mini DC Power Supplies

- 90-264VAC — 50/60 Hz input
- Provides three 12VDC outputs with surge protection at 833 mA total
- Eliminate the need for multiple, bulky AC/DC power adapters

#### Universal DC Power Supplies

- 100-240VAC — 50/60 Hz input
- Provide nine 12VDC outputs with surge protection at 3.34A total
- Include one IEC AC power receptacle
- Eliminates the need for multiple, bulky AC/DC power adapters



A



B



C



D



E




F, G

### Power Supplies

Description	Cat. No.
[A] Surge J-Box Kit, one duplex receptacle, wallplate	47605-ACS
Non-Surge J-Box Kit, one duplex receptacle, wallplate	47605-ACN
[B] Surge AC Power Module, two duplex receptacles	47605-ODP
Non-Surge AC Power Module, two duplex receptacles	47605-NDP
[C] DC Bus Module, 12VDC and 24VDC	48212-124
[D]* Versatile Power Supply, six 12VDC connectors and two NEMA 15A receptacles	47605-PSC
[E]* AC Surge Module, six receptacles	48212-06S
[F] Universal Mini DC Power Supply, three 12VDC connectors	47605-PSB
[G]* Universal DC Power Supply, nine 12VDC connectors and one IEC AC receptacle	47605-PSA
IEC TO NEMA 15A Adapter Power Cord, 12" (accessory for 47605-PSA)	48212-IEC

\* = Not compatible with 30" Structured Media wireless enclosure

## Mounting Brackets and Patch Cords



### Features and Benefits

#### Mounting Brackets

- Made of sturdy white ABS plastic
- Include push-lock pins
- Snap-in installation in any Leviton 14", 21", 28", or 42" Structured Media™ Center
- Allow for cable management via routing under bracket
- 12-port bracket made of black polycarbonate
- 12-port bracket accepts all QuickPort™ jacks

#### Patch Cords

- Power over Ethernet (PoE and PoE+) compatible
- Bend radius is a narrow 0.60 inches, versus 1.0 inch for typical Cat 6 patch cords
- Snagless plug design with integrated strain-relief boot
- Dual-rated cable jacket (CM/LSZH)

### Mounting Brackets


Description	Cat. No.
<b>[A]</b> Single Plastic Bracket, for single expansion board, White	47612-SBK
<b>[B]</b> Standard (12" width) Expansion Plastic Bracket, for up to five expansion boards, White	47612-EBK
Shelf Plastic Bracket, for up to three expansion boards and CatV splitter, White (compact width)	47612-VSB
<b>[C]</b> Compact (6" width) Expansion Plastic Bracket, for up to three expansion boards, White	47612-HBK
<b>[D]</b> Data Plastic Bracket, for mounting routers and switches	47612-DBK
<b>[E]</b> 12-Port QuickPort™ Mounting Bracket	47600-QPB

### Patch Cords

Description	Cat. No.
<b>[F]</b> eXtreme™ Cat 6 High-Flex Patch Cord	6H460-xx*

\*xx for length and color: 6" (6), 1'-20" (01-20)

**Color Choices** \*Patch cords are offered in a wide range of colors. To order colors, add suffix to Cat. No.



### Multimedia Adapter Bracket and Mounting Plates

Description	Cat. No.
<b>[G]</b> Multimedia Adapter Bracket	47612-MMA
<b>[H]</b> F-Connector Mounting Plate, 6-pack, loaded	5F100-6VF
<b>[I]</b> QuickPort™ Mounting Plate, 6-pack, unloaded	5F100-6QP

### Features and Benefits

- Bracket is constructed of white powder-coated steel
- Plates are constructed of black powder-coated steel
- Bracket includes push-lock pins for mounting in Structured Media™ Center


## Mounting Brackets and Tools

### Features and Benefits

- Universal Shelf Bracket allows security batteries and other active products to be mounted inside any Structured Media™ Center
- Shelf Bracket includes four 8-inch long VELCRO® Brand strips, ensuring vertical and horizontal stability
- Universal Security Board Mounting Plate includes four adhesive clips for mounting within any Leviton Structured Media™ Center
- Universal Mounting Brackets allow an unlimited number of upgrades (limited only by enclosure size) to be added to an existing security system terminated within any Leviton Structured Media™ Center
- Universal Brackets are sold in pairs with self-tapping screws and spacers to easily connect the largest number of security alarm manufacturers' panels

Universal Security and Shelf Brackets	
Description	Cat. No.
[A] Universal Shelf Bracket	47612-UBK
[B] Compact (6" width) Universal Security Board Mounting Plate	47612-HSB
[C] Standard (12" width) Universal Security Board Mounting Plate	47612-FSB
[D] Compact (6" width) Universal Mounting Bracket	47612-6SB
[E] Standard (12" width) Universal Mounting Bracket	47612-1SB

Residential Accessories	
Description	Cat. No.
[F] EZ-RJ45 Connector, 50/pack	47613-EZC
EZ-RJ45 Connector Display Pack, 10/pack	47613-EZR
EZ-RJ45 Cat 6 Plug	47613-EZ6
Push-Lock Pins for SMCs, 20/pack	47615-NYL
[G] Reclosable Tie-Wrap, 5" Length, 25/pack	43105-005



Residential Tools	
Description	Cat. No.
[H] Wire Punchdown / Termination Tool, blades sold separately	49553-814
110 IDC Blade	49553-110
66-Clip Blade	49553-066
[I] Master Compression Tool	40989-CPT
UTP Stripping Tool	49660-00P
[J] EZ-RJ45 Crimp Tool	40989-ACT

VELCRO® is a registered trademark of Velcro BVBA. Used with permission.

## Twist & Mount, TIDP and Compact Structured Media™ Center Panels

### Features and Benefits

#### Twist & Mount Patch Panels

- Low-profile, high-density, component-rated patching for both voice and gigabit ethernet connections
- Feature simple twist and mount installation
- Universal T568A and T568B wiring labels ensure compatibility in both residential and commercial installations
- Available in 12- and 24-port versions

#### Telephone Input Distribution Panels (TIDP)

- Support four-line telephone distribution
- Offer choice of inputs and outputs: one 4-pair 110-style IDC input, four industry-standard RJ-11 jack inputs for use with “triple-play” modems, or 12 modular industry-standard RJ-45 jack outputs
- Security jack for interface with security systems
- Test and auxiliary disconnect outlet (ADO) ports for isolation and testing of telephone line connections



A



B



C



D



E

### Twist & Mount Panels and Telephone Distribution Panels

Description	Cat. No.
Twist & Mount Patch Panel — 12 ports each of Cat 6 and Cat 5e (24 ports total)	476TM-654
<b>[A]</b> Twist & Mount Patch Panel — 24 ports of Cat 6	476TM-624
Twist & Mount Patch Panel — 24 ports of Cat 5e	476TM-524
Twist & Mount Patch Panel — 6 ports each of Cat 6 and Cat 5e (12 ports total)	476TM-652
Twist & Mount Patch Panel — 12 ports of Cat 6	476TM-612
<b>[B]</b> Twist & Mount Patch Panel — 12 ports of Cat 5e	476TM-512
<b>[C]</b> Telephone Input Distribution Panel (TIDP)	476TL-T12
Twist & Mount Expansion Board — 6 ports of Cat 5e	476TM-EX5
Twist & Mount Expansion Board — 6 ports of Cat 6	476TM-EX6

### Features and Benefits

#### Pre-Configured Compact Structured Media™ Center Panels

- Compact series (6-inch width) pre-configured panels are an ideal solution for basic telephone, data, security interface, and TV distribution in MDUs where space and budget are of primary concern
- Space-saving profile provides four to nine bridged telephone connections, up to four Cat 5e data connections, and up to eight video connections

### Pre-Configured Compact Structured Media™ Center Panels — Compact Width (6-inch)

Description	Cat. No.
<b>[D]</b> 1x9 Bridged Telephone and 6-way 2 GHz TV Splitter	47603-2G6
1x9 Bridged Telephone and 8-way 2 GHz TV Splitter	47603-2G8
<b>[E]</b> 1x4 Bridged Telephone, 4 Data, and 6-way 2 GHz TV Splitter	47603-DP6
1x7 Bridged Telephone, Security Interface, and 6-way 2 GHz TV Splitter	47603-TSV




## Standard Structured Media™ Center Panels

### Features and Benefits

#### Pre-configured Standard Structured Media™ Center Panels


- Standard series (12-inch width) pre-configured panels combine voice, data, and TV modules into a single, simple distribution point
- Several pre-configured options are available with room for customization with additional expansion boards



### Pre-configured Standard Structured Media™ Center Panels

Description	Features	Cat. No.
<b>[A]</b> Basic Telephone & Video Panel	- One 1x9 Bridged Telephone Board - One 6-way 2 GHz TV Splitter	47606-BTV
<b>[B]</b> Basic Home Networking Plus Panel	- One Telephone Patching Board - One Cat 5e Voice & Data Board - Six 4-line telephone connections - One 6-way 2 GHz TV Splitter	47606-BNP
Advanced Home Telephone & Video Panel	- One Telephone Line Distribution Board - 19 multi-line telephone connections (in various combinations of 2 or 4 lines) - One Cat 5e Voice & Data Board - One 6-way 2 GHz TV Splitter	47606-AHT
<b>[C]</b> Advanced Home Office Panel	- One Telephone Line Distribution Board - 19 multi-line telephone connections (in various combinations of 2 or 4 lines) - Two Cat 5e Voice & Data Boards - One 6-way 2 GHz TV Splitter	47606-ASO
12-Port Structured Media™ Center Panel	- One Telephone Line Distribution Board - 19 multi-line telephone connections (in various combinations of 2 or 4 lines) - Two Cat 5e Voice & Data Boards	47603-12P
<b>[D]</b> 18-Port Structured Media™ Center Panel	- One Telephone Line Distribution Board - 19 multi-line telephone connections (in various combinations of 2 or 4 lines) - Three Cat 5e Voice & Data Boards	47603-18P
<b>[E]</b> 24-Port Structured Media™ Center Panel	- One Telephone Line Distribution Board - 19 multi-line telephone connections (in various combinations of 2 or 4 lines) - Four Cat 5e Voice & Data Boards	47603-24P
4x12 Telephone Distribution Center Panel	- One 4x12 Telephone Distribution Board	47603-12M
<b>[F]</b> 4x12 Telephone Distribution Panel w/ Splitter	- One 4x12 Telephone Distribution Board - One 8-way 2 GHz TV Splitter	47603-412
<b>[G]</b> 4x18 Telephone Distribution Panel	- One 4x18 Telephone Distribution Board	47603-18M
<b>[H]</b> 4x18 Telephone Distribution Panel w/ Cat 5e Board	- One 4x18 Telephone Distribution Board - One Cat 5e Voice & Data Board	47603-8C1

### Modules & Expansion Boards



Modules		
Description		Cat. No.
[A]	1x9 Bridged Telephone Module	47689-00B
[B]	Cat 5e Voice & Data Module	47605-C5B
[C]	Cat 6 Voice & Data Module	47611-C6B
[D]	DSL Filter Module	47616-DSB
	Telephone Security Module	47609-TSV

Expansion Boards			
Description	Application	Features	Cat. No.
[E]	Cat 5e Voice and Data Board	Data, Telephone, Fax, Modem	47603-0C5
[F]	Cat 6 Voice and Data Board	Data, Telephone, Fax, Modem	47611-0C6
[G]	VDSL Board w/ 1x5 Bridged Phone w/ Data Passthrough IDCs	Data, Telephone, Modem	47609-D5P
[H]	Combo Phone & Data Board w/ 1x4 Bridged Phone and 4-Port Cat 5e	Data, Telephone	47609-4DP

Continued on next page

Continued from previous page

### Modules and Expansion Boards

Expansion Boards (Continued)				
	Description	Applications	Features	Cat. No.
[I]	1x9 Bridged Telephone Board	Telephone, Fax, Modem	<ul style="list-style-type: none"> <li>- Bridge up to four telephone lines to nine locations</li> <li>- Connect up to nine separate telephones per line</li> <li>- Printed circuit board</li> <li>- 4-pair 110-type IDC punchdowns</li> </ul>	47603-110
[J]	1x6 Bridged Telephone Board	Telephone, Fax, Modem	<ul style="list-style-type: none"> <li>- Bridge up to four telephone lines to six locations</li> <li>- Connect up to six separate telephones per line</li> <li>- Printed circuit board</li> <li>- IDC connectors for Cat 5 or Cat 5e wire</li> <li>- RJ-45 expansion port</li> </ul>	47609-0F6
[K]	1x10 Bridged Telephone Board	Telephone, Fax, Modem	<ul style="list-style-type: none"> <li>- Bridge up to six telephone lines to 10 locations</li> <li>- Connect up to 10 separate telephones per line</li> <li>- Printed circuit board</li> <li>- IDC connectors for Cat 5 or Cat 5e wire</li> <li>- Security port</li> <li>- Punchdown security interface to accommodate alarm systems</li> </ul>	47609-S10
[L]	1x4 Bridged Telephone Board	Telephone, Fax, Modem	<ul style="list-style-type: none"> <li>- Bridge up to four lines to four locations via IDC punchdowns</li> </ul>	47609-004
[M]	Telephone Patching Board/Expanded 4-line Telephone Distribution	Telephone, Fax, Modem	<ul style="list-style-type: none"> <li>- Bridge up to four telephone lines to seven locations</li> <li>- Printed circuit board module</li> <li>- One incoming 4-pair 110-type IDC punchdown</li> <li>- Seven outgoing RJ-45 connector connections</li> <li>- Combine with a Cat 5e board to route telephone to remote locations</li> </ul>	47609-EMP
	DSL Filter Board	Telephone, Modem	<ul style="list-style-type: none"> <li>- Filters DSL signal from phone line before distribution throughout home or office</li> <li>- Eliminates need for individual filters at wallplate</li> <li>- Use with any phone distribution module</li> <li>- Printed circuit board module w/ RJ-45 connector and 110-type punchdown</li> </ul>	47616-DSF
	Telephone Line Distribution Board	Telephone, Fax, Modem	<ul style="list-style-type: none"> <li>- 19 multi-line telephone connections in combinations of two or four lines</li> <li>- Bridge "line 1" service to 12 locations and four-line service to eight locations</li> <li>- Connect to Cat 5e Voice &amp; Data Board(s) or additional panels for more connections and easier moves/adds/changes</li> <li>- Independent RJ-45 connector and punchdown security interface to accommodate alarm systems</li> </ul>	47603-TDM
[N]	4x12 Telephone Distribution Board	Telephone, Fax	<ul style="list-style-type: none"> <li>- Bridge up to four telephone lines to 12 locations</li> </ul>	47603-12B
[O]	4x18 Telephone Distribution Board	Telephone, Fax	<ul style="list-style-type: none"> <li>- Bridge up to four telephone lines to 18 locations</li> </ul>	47603-18B


#### SPOTLIGHT

Panels, Modules, Boards: What's the difference?

**Pre-configured Structured Media™ Center Panels** include multiple expansion boards combining voice, data, and TV boards into a single distribution point

**Modules** include an expansion board on a single ABS mounting bracket

**Expansion Boards** mount in Structured Media™ Center Panels or Mounting Brackets (see page **P-13**).



Pre-configured Structured Media™ Center Panels

Module

Expansion Board

## Video Distribution and Splitters

### Features and Benefits

#### Premium Amplified CatV/HDTV Module

- Splits or amplifies signal to one, eight, or 16 TVs throughout the home
- Bi-directional circuitry supports advanced interactive applications, as well as standard TV and video inputs
- Forward path internal amplifier provides equal input and output level on all ports; reverse path is not affected
- Unity gain eliminates the need to manually adjust attenuation
- HDTV and digital cable ready, SCTE- and DOCSIS-compliant




### Premium Modules

Description	1 GHZ
[A] 1x8 Premium Video Module	47693-08P
[B] 1x16 Premium Video Module	47693-16P

### Features and Benefits

#### Passive CatV/HDTV Splitters

- Split signal to six or eight TVs throughout the home
- Provide digital cable, cable TV, and other TV services via coaxial cable
- Lightweight, strong die-cast housing
- HDTV and digital cable ready SCTE-compliant
- Available with and without Structured Media™ Center mounting bracket



### 2 GHZ Passive Splitters (with and without Mounting Bracket)

Description	Cat. No.
[A] 1x6 Passive Video Splitter w/bracket for 14", 21", 28", and 42" SMCs	47690-6C2
[B] 1x8 Passive Video Splitter w/bracket for 14", 21", 28", and 42" SMCs	47690-8C2
[C] 1x6 Passive Video Splitter	47690-0G6
[D] 1x8 Passive Video Splitter	47690-0G8

## Data and AV Couplers and Jacks



### Data and AV Couplers and Jacks

Description	Application	Cat. No.
Cat 5 Jack	Voice & low-speed data	41108-R*5
<b>[A]</b> QuickPort™ GigaMax™ Cat 5e Jack	High-speed data	5G108-R*5
QuickPort™ GigaMax™ Cat 5e Jack	Voice 6P6C	41106-R*6
USOC Connector 8P8C	Voice 6P6C	41108-R*8
<b>[B]</b> RCA Compression Connector	CCTV & video	40985-CRU
<b>[C]</b> Compression F-Connector	CCTV & video	40985-CPF

### QuickPort™ AV Connectors & Blanks

Description	White	Light Almond	Ivory	Gray	Black	Brown
<b>[D]</b> BNC Coupler, nickel plated	41084-BWF	41084-BTF	41084-BIF	41084-BGF	41084-BEF	41084-BBF
<b>[E]</b> BNC Coupler, gold plated	40832-0BW	40832-0BT	40832-0BI	—	—	—
<b>[F]</b> HDMI Coupler	40834-00W	40834-00T	40834-00I	—	40834-00E	—
S-Video Coupler	40734-CVW	—	40734-CVI	—	—	—
<b>[G]</b> USB A/A Coupler	40835-00W	—	40835-00I	40835-00G	—	—
<b>[H]</b> 3.5mm Stereo Jack, screw terminal	40839-SWS	—	40839-SIS	—	—	—
Blank Insert (Pack of 10)	41084-0BW	41084-0BT	41084-0BI	41084-0BG	41084-0BE	41084-0BB
Banana Jack Coupler, red stripe	40837-BWR	40837-BTR	40837-BIR	—	—	—
Banana Jack Coupler, black stripe	40837-BWE	40837-BTE	40837-BIE	—	—	—
Binding Post Coupler, red stripe	40833-BWR	40833-BTR	40833-BIR	—	40833-BER	40833-BBR
Binding Post Coupler, black stripe	40833-BWE	40833-BTE	40833-BIE	—	40833-BEE	40833-BBE
<b>[I]</b> F-Connector Coupler, nickel plated	41084-FWF	41084-FTF	41084-FIF	41084-FGF	41084-FEF	41084-FBF
<b>[J]</b> F-Connector Coupler, gold plated	40831-FWG	40831-FTG	40831-FIG	—	—	—

Continued on next page

**\*Color Choices** Data and AV Connectors, Couplers and Jacks are offered in a wide range of colors. To order colors, add suffix to Cat. No.



Continued from previous page

QuickPort™ 110-Style RCA Jacks (for CAT 6 or CAT 5E Cable)						
Description	White	Light Almond	Ivory	Gray	Black	Brown
RCA Jack, gold plated, red barrel, 110 termination	40735-RRW	40735-RRT	40735-RRI	40735-RRG	40735-RRE	—
RCA Jack, gold plated, white barrel, 110 termination	40735-RWW	40735-RWT	40735-RWI	40735-RWG	40735-RWE	—
RCA Jack, gold plated, yellow barrel, 110 termination	40735-RYW	40735-RYT	40735-RYI	40735-RYG	40735-RYE	—
RCA Jack, gold plated, green barrel, 110 termination	40735-RVW	—	40735-RVI	—	—	—
RCA Jack, gold plated, blue barrel, 110 termination	40735-RLW	—	40735-RLI	—	—	—
RCA Jack, gold plated, orange barrel, 110 termination	40735-ROW	40735-ROT	40735-ROI	40735-ROG	40735-ROE	—

QuickPort™ Feedthrough RCA & F-Connectors (for RCA & COAX Cable)						
Description	White	Light Almond	Ivory	Gray	Black	Brown
RCA Coupler, gold plated, black stripe	40830-BWE	40830-BTE	40830-BIE	40830-BGE	40830-BEE	40830-BBE
RCA Coupler, gold plated, red stripe	40830-BWR	40830-BTR	40830-BIR	40830-BGR	40830-BBR	40830-BGR
RCA Coupler, gold plated, yellow stripe	40830-BWY	40830-BTY	40830-BIY	—	—	—
RCA Coupler, gold plated, green stripe	40830-BWV	—	40830-BIV	—	—	—
RCA Coupler, gold plated, blue stripe	40830-BWL	—	40830-BIL	—	—	—
Banana Jack Coupler, red stripe	40837-BWR	40837-BTR	40837-BIR	—	—	—
Banana Jack Coupler, black stripe	40837-BWE	40837-BTE	40837-BIE	—	—	—
<b>[K]</b> Binding Post Coupler, black stripe	40833-BWE	40833-BTE	40833-BIE	—	40833-BEE	40833-BBE
<b>[L]</b> Binding Post Coupler, red stripe	40833-BWR	40833-BTR	40833-BIR	—	40833-BER	40833-BBR

HOME 5e™ & HOME 6™ QuickPort™ Jacks	
Description	Cat. No.
<b>[M]</b> HOME 5e™ Jack	5EHOM-R*5
<b>[N]</b> HOME 6™ Jack	61HOM-R*6

\* = Color: White (W), Light Almond (T), Ivory (I), Blue (L), Gray (G), Black (E), Brown (B)






## Renu® Wallplates and Inserts

Renu® is Leviton's smart electrical and data connectivity screwless wallplate system. These QuickPort™ compatible wallplates snap on and off quickly and easily with no tools, simplifying installation and ongoing maintenance. Choose from wallplates and inserts in White On White, Navajo Sand, and Onyx Black.

### Features and Benefits

- Screwless wallplates easily snap on to any Renu® insert or device
- Inserts accept all QuickPort™ jacks
- Slightly larger size covers wall imperfections
- Tongue and groove design simplifies alignment in multi-gang installations
- Adapter ring allows use of Decora® device with Renu® wallplates
- Available in four standard colors to coordinate with the commercial-grade QuickPort™ line (White on White, Navajo Sand, Onyx Black and Stainless appearance)
- Additional wallplate colors for switches, dimmers, and outlets available; visit [leviton.com/renu](http://leviton.com/renu)
- cULus Listed
- Backed by a limited 1-year warranty



Renu® Wallplates and Inserts				
Description	White on White	Navajo Sand	Onyx Black	Stainless Appearance
<b>[A]</b> Snap-In Blank Module	RE640-BWW	RE640-BNS	RE640-BOB	—
Four-Gang Wallplate	REWP4-0WW	REWP4-0NS	REWP4-0OB	—
Three-Gang Wallplate	REWP3-0WW	REWP3-0NS	REWP3-0OB	—
<b>[B]</b> Dual-Gang Wallplate	REWP2-0WW	REWP2-0NS	REWP2-0OB	—
<b>[C]</b> Single-Gang Wallplate	REWP1-0WW	REWP1-0NS	REWP1-0OB	REWM2-STS
<b>[D]</b> 6-Port Insert	RE640-WW6	RE640-NS6	RE640-OB6	REWM1-STS
<b>[E]</b> 4-Port Insert	RE640-WW4	RE640-NS4	RE640-OB4	—
3-Port Insert	RE640-WW3	RE640-NS3	RE640-OB3	—
<b>[F]</b> 2-Port Insert	RE640-WW2	RE640-NS2	RE640-OB2	—
1-Port Insert	RE640-WW1	RE640-NS1	RE640-OB1	—
Adapter Ring for Decora®	REA00-0OW	REA00-0OO	REA00-0OB	—



Renu® Wallplate and 2-Port Insert with QuickPort™ Jacks

**Color Choices** Renu® QuickPort™ datacom inserts are offered in three colors. Renu® wallplates are available in many other colors found in **Section R**.



## QuickPort™ Wallplates

### Features and Benefits

#### QuickPort™ Flush-Mount & Angled Wallplates

- Angled ports relieve stress on equipment cords
- Manufactured from ABS plastic for superior durability

#### QuickPort™ Stainless-Steel Wallplates

- Manufactured from 304 stainless steel in a brushed finish to provide corrosion resistance in a non-magnetic material
- Angled wallplate ports facilitate proper front and rear cable bend radius



### QuickPort™ Angled Wallplates

Description	White	Light Almond	Ivory
4-Port Wallplate	41081-4WP	41081-4TP	41081-4IP
<b>[A]</b> 2-Port Wallplate	41081-2WP	41081-2TP	41081-2IP
<b>[B]</b> 4-Port Wallplate w/ ID window	42081-4WS	42081-4TS	42081-4IS
2-Port Wallplate w/ ID window	42081-2WS	42081-2TS	42081-2IS

### QuickPort™ Flush-Mount Wallplates

Description	White	Light Almond	Ivory
<b>[C]</b> 6-Port Flush Mount, polybag, standard carton	41080-6WP	41080-6TP	41080-6IP
4-Port Flush Mount, polybag, standard carton	41080-4WP	41080-4TP	41080-4IP
<b>[D]</b> 3-Port Flush Mount, polybag, standard carton	41080-3WP	41080-3TP	41080-3IP
2-Port Flush Mount, polybag, standard carton	41080-2WP	41080-2TP	41080-2IP
1-Port Flush Mount, polybag, standard carton	41080-1WP	41080-1TP	41080-1IP

### QuickPort™ Stainless-Steel Wallphone Plates

Description	Recessed	Flush
<b>[E, F]</b> 1-Port Wallplate	4108W-1SP	4108W-0SP

### QuickPort™ Single-Gang Stainless-Steel Wallplates

Description	1-Port	2-Port	3-Port	4-Port	6-Port
<b>[G]</b> Single-Gang Wallplate	43080-1S1	43080-1S2	43080-1S3	43080-1S4	43080-1S6

### QuickPort™ Single-Gang Stainless-Steel Wallplates

Description	2-Port	4-Port	6-Port	8-Port	12-Port
<b>[H]</b> Dual-Gang Wallplate	43080-2S2	43080-2S4	43080-2S6	43080-2S8	43080-2S12

### QuickPort™ Angled Stainless-Steel Wallplates with ID Windows

Description	Cat. No.
<b>[I]</b> 2-Port Angled Wallplate, single-gang	43081-1L2
4-Port Angled Wallplate, single-gang	43081-1L4
4-Port Angled Wallplate, dual-gang	43081-2L4
8-Port Angled Wallplate, dual-gang	43081-2L8

**Color Choices** QuickPort™ wallplates are offered in three colors.



#### Related Products

For midway plates in plastic and high-impact nylon **see page Q-7 in the Network Infrastructure Solutions section.**

## Decora® Wallplates & Multimedia Inserts



### Decora® Single- and Dual-Gang Wallplates

Description Single-Gang	White	Light Almond	Ivory	Gray	Black	Brown	Stainless
<b>[A]</b> Decora®, standard size, urea	80401-00W	80401-00T	80401-00I	80401-0GY	80401-00E	80401-000	—
Decora®, standard size, nylon	80401-0NW	80401-0NT	80401-0NI	80401-0NGY	80401-0NE	80401-00N	—
Decora®, standard size, stainless	—	—	—	—	—	—	84401-040
Decora®, midway, urea	80601-00W	80609-00T	80601-00I	—	—	80601-000	—
Decora®, midway, nylon	0PJ26-00W	0PJ26-00T	0PJ26-00I	0PJ26-0GY	0PJ26-00E	0PJ26-000	—
Description Dual-Gang	White	Light Almond	Ivory	Gray	Black	Brown	Stainless
<b>[B]</b> Decora®, standard size, urea	80409-00W	80409-00T	80409-00I	80409-0GY	80409-00E	80409-000	—
Decora®, standard size, nylon	80409-0NW	80409-0NT	80409-0NI	80409-0NGY	80409-0NE	80409-00N	—
Decora®, standard size, stainless	—	—	—	—	—	—	84409-040
Decora®, midway, urea	80609-00W	80609-00T	80609-00I	—	—	80609-000	—
Decora®, midway, nylon	PJ26-00W	PJ262-00T	PJ262-00I	PJ262-0GY	PJ262-00E	PJ262-000	—

### QuickPort™ Multimedia Wallplate Inserts

Description	White	Light Almond	Ivory	Gray	Black	Brown
6-Port Insert, polybag, standard carton	41646-00W	41646-00T	41646-00I	41646-0GY	41646-00E	41646-00B
4-Port Insert, polybag, standard carton	41644-00W	41644-00T	41644-00I	41644-0GY	41644-00E	41644-00B
<b>[C]</b> 3-Port Insert, polybag, standard carton	41643-00W	41643-00T	41643-00I	41643-0GY	41643-00E	41643-00B
2-Port Insert, polybag, standard carton	41642-00W	41642-00T	41642-00I	41642-0GY	41642-00E	41642-00B
<b>[D]</b> 1-Port Insert, polybag, standard carton	41641-00W	41641-00T	41641-00I	41641-0GY	41641-00E	41641-00B
<b>[E]</b> HDMI™ Decora® Insert, feedthrough	41647-00W	—	41647-00I	—	—	—
DVI Decora® Insert, feedthrough	41648-00W	—	41648-00I	—	—	—
Blank Insert	80414-00W	80414-00T	80414-00I	80414-0GY	80414-00E	80414-000
<b>[F]</b> Brush Insert, Passthrough	41075-DBW*	—	—	—	41075-DBE*	—

\*Brush color is white for 41075-DBW and black for 41075-DBE. Only brush is visible when installed

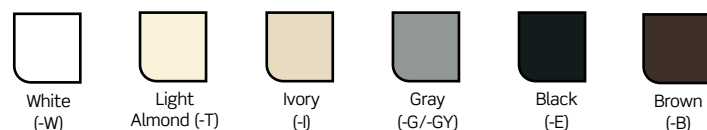
### Wallplate Accessories

Description	Cat. No.
<b>[G]</b> QuickPort™ Shutter Kit (50 shutters)	51084-ICN
White Label Kit	51084-XLB
<b>[H]</b> Color Label Kit**	51084-CLB
<b>[I]</b> Wallplate Mounting Brackets, single-Gang, bag of 2	C0224-000
Wallplate Mounting Brackets, single-Gang, bag of 10	C0224-0CP
<b>[J]</b> Wallplate Mounting Bracket, Dual-Gang, individual polybag pack, rack pack carton	C0225-000




\*\*Color Label Kit includes Gray, Orange, Red, Yellow, Green, Blue, Purple, and Brown (2 sheets of each color)

**Color Choices** Decora® wallplates (A, B) are offered in a wide range of colors. To order colors, add suffix to Cat. No.



Note: 80301 and 80309 are not available in black or brown

### Decora® Telephone & Video Wallplates & Inserts



#### Decora® Standard Telephone and Video Wallplate Assemblies (Wallplate Included)

Description	White	Light Almond	Ivory	Gray	Black	Brown
<b>[A]</b> Wall Jack, 6P4C + 6P4C	40144-00W	40144-00T	40144-00I	—	—	—
<b>[B]</b> Wall Jack, 6P4C + F-connector	40159-00W	40159-00T	40159-00I	—	—	—

#### Decora® Telephone and Video Inserts (Wallplate Not Included)

Description	White	Light Almond	Ivory	Gray	Black	Brown
<b>[C]</b> Wall Jack, 6P4C	40649-00W	40649-00T	40649-00I	40649-0GY	40649-0GE	40649-000
<b>[D]</b> Wall Jack, 6P4C + 6P4C	40644-00W	40644-00T	40644-00I	—	—	—
<b>[E]</b> Wall Jack, 6P4C + F-connector	40659-00W	40659-00T	40659-00I	—	40659-0GE	—
<b>[F]</b> Wall Jack, F-connector	40681-00W	40681-00T	40681-00I	40681-0GY	—	40681-000
<b>[G]</b> Wall Jack, F-connector + F-connector	40682-00W	40682-00T	40682-00I	40682-0GY	—	40682-000

#### Decora® Telephone and Video Inserts Kits (Wallplate Not Included)

Description	White	Light Almond	Ivory	Gray	Black	Brown
Wall Jack, 6P6C (QuickPort™ insert with snap-in jack)	41638-00W	41638-00T	41638-00I	41638-0GY	41638-00E	—
Wall Jack, 6P6C + F-connector (QuickPort™ insert with snap-in jack and snap-in F-connector)	41658-00W	—	41658-00I	—	—	—

## Volume Controls and Audio Distribution Modules

### Features and Benefits

#### Decora® Strauss Transformer-Free Volume Controls

- Contemporary slider design brings precision and elegance to any installed audio system
- Available in both standard and impedance-matched versions
- Volume control uses standard Decora® wallplate in a standard J-Box or low-voltage mounting ring
- Color-change kits ensure the right finishing touch for every application

#### System Matching Module

- Combine with non-impedance-matching Decora® Volume Controls to control up to six speaker pairs (cannot be used with impedance-matching volume controls)
- AutoSurge™ circuit technology protects speakers from potentially damaging transients
- Designed to mount in Leviton Structured Media™ Centers

#### 1x6 Audio Distribution Module

- Combines with impedance-matching volume controls to control up to six speaker pairs from an amplifier or receiver
- Designed to mount in Leviton Structured Media™ Centers and connect to six rooms/zones



A



B



C

### Audio System Volume Controls

Description	Cat. No.
<b>[A]</b> Decora® Strauss Transformer-Free Slider Volume Control, analog, 200 watts peak, 100 watts RMS, 4-16 ohms, 8 ohm nominal (for use with SGAMP-000) (Decora® wallplate sold separately, see page <b>P-24</b> )	SGVST-00W
Decora® Strauss Transformer-Free Impedance-Matching Slider Volume Control, analog, 200 watts peak, 100 watts RMS, 4-16 ohms, 8 ohm nominal (for use with 48211-06A)	SGVSM-00W
Decora® Strauss Color Change Kit, converts to light almond	SGVCK-0LA
Decora® Strauss Color Change Kit, converts to ivory	SGVCK-00I
Decora® Strauss Color Change Kit, converts to black	SGVCK-00E

### System Matching Module

Description	Cat. No.
<b>[B]</b> System Matching Module for impedance-matching passive two-channel multi-room audio systems (for use with SGVST-00W)	SGAMP-000

### 1x6 Audio Distribution Module

Description	Cat. No.
<b>[C]</b> 1x6 Passive Audio Module (for use with SGVSM-00W)	48211-06A

**Color Choices** Audio System volume controls are offered in White. Color change kits are available in three other colors, below.



White



Light Almond



Ivory



Black

## Home Theater, Recessed Receptacles and Mobile Device Station

### Features and Benefits

#### Home Theater, Multi-Room, & Speaker Wallplates

- Designed for easy installation of cables using low-voltage rings and standard low-voltage junction boxes
- Home Theater Interface wallplate (AEHTK) accommodates 5.1 to 7.1 channel surround-sound systems, and features RCA connectors for subwoofer connection and two extra QuickPort™ openings
- Multi-room Audio wallplate (AEMRK) accommodates left and right audio speakers (± connections), and two extra QuickPort™ openings (e.g., adding a subwoofer or 3.5 mm stereo phone jack)
- Speaker wallplate allows for simple, solderless connections to any home entertainment speaker system

#### Recessed Entertainment Box (REB)

- Affordable solution manages home theater electronics in a single location
- Ideal for new construction (stud-mounted) and retrofit (wall-mounted) applications
- Low-profile frame provides neat, recessed installation
- Optional high-profile cover includes sliding plastic front panels, and channels all wires through the bottom of the unit

#### Recessed Single-Gang Receptacle


- Fits most standard electrical boxes
- Supplies AC power for one or two components (flat panel TVs and video receiver)
- cULus approved, code-compliant solution

#### Recessed Dual-Gang Duplex Receptacle with Six QuickPort™ Openings

- Centralizes connection points for AC power, audio, video, data, and phone
- Includes plastic electrical box for use in new and retrofit construction
- UL approved, code-compliant solution

#### Mobile Device Station

- Turns a receptacle outlet into a convenient storage location for smartphones and MP3 players
- Installs without creating any new holes in the wall
- Available in both Decora® and Renu® styles
- Integrated cable management keeps charging cables organized and protected
- Requires a Leviton wallplate, sold separately
- Ideal with Leviton USB charger/tamper-resistant receptacle



Continued on next page



Continued from previous page

Home Theater and Multi-Room Wallplates	
Description	Cat. No.
<b>[A]</b> Home Theater Interface Wallplate, 14 gold-plated spring clips, two RCA connectors, two QuickPort™ openings	AEHTK-000
<b>[B]</b> Multi-Room Install Wallplate, two gold-plated spring clips, two QuickPort™ openings	AEMRK-000
<b>[C]</b> Single-Gang Single Spring-Clip Device Audio/Video Wallplate, standard size, polymer break resistant, box mount	40951-1PW
<b>[D]</b> Single-Gang Double Spring-Clip Device Audio/Video Wallplate, standard size, polymer break resistant, box mount	40952-2PW

Recessed Devices and Entertainment Box	
Description	Cat. No.
Single-Gang Recessed Single Receptacle 15A-125VAC, 2-Pole, 3-Wire — NEMA 5-15R, includes clock hanger hook	00688-00
Single-Gang Recessed Single Receptacle, Non-Magnetic Stainless Steel 15A-125VAC, 2-Pole, 3-Wire — NEMA 5-15R, includes clock hanger hook	05261-0CH
<b>[E]</b> Single-Gang Recessed Duplex Receptacle 15A-125VAC, 2-Pole, 3-Wire — NEMA 5-15R	00689-00*
Single-Gang Recessed Single Receptacle, Non-Magnetic Stainless Steel 20A-125VAC, 2-Pole, 3-Wire — NEMA 5-20R, includes clock hanger hook	05361-0CH
<b>[F]</b> Dual-Gang Recessed Duplex Receptacle and Openings for six QuickPort™ Modules 15A-125VAC, 2-Pole, 3-Wire — NEMA 5-15R (four blank inserts included)	00690-00
Recessed Entertainment Box w/Low-Profile Frame	47617-REB
<b>[G]</b> Recessed Entertainment Box w/High-Profile Cover	47617-RBH
High-Profile Cover	47617-HPC
Low-Profile Frame	47617-LPF
Replacement Snap-in Plates, 2 per bag	47617-PLT

\*Color: White (W), Lt. Almond (T), Ivory (I), Black (E)

Mobile Device Station and USB Charger/Receptacle	
Description	Cat. No.
<b>[H]</b> Decora® Mobile Device Station, White	47112-00W
Decora® Mobile Device Station, Light Almond	47112-00T
Decora® Mobile Device Station, Black	47112-00E
<b>[I]</b> Renu® Mobile Device Station, White on White	47112-RWW
Renu® Mobile Device Station, Navajo Sand	47112-RNS
Renu® Mobile Device Station, Onyx Black	47112-ROB
<b>[J]</b> USB Charger/Tamper-Resistant Receptacle, White only	T5632-00W

### Color Choices

See charts above for color choices of select items.



White



Light Almond



Ivory



Black



White on White



Navajo Sand



Onyx Black

## Telephone and Video Wallplates

### Features and Benefits

#### Telephone & Video Wallplates

- Provide quick at-the-wall connections for RJ-11 telephone and F-connection video applications
- High-quality ABS plastic or nylon, which provides superior resistance to impacts, chemicals, and solvents as compared to other plastics
- Midway wallplates hide irregular drywall cuts or flaws around outlets
- cULus Listed, fire-retardant material rated UL 94V-0

#### Telephone Wall-Phone Jacks

- Wall-phone jacks available in 4- or 6-conductor models
- Screw terminal or quick-connect termination options
- Quick-connect products include plastic punchdown tool



### Standard Telephone & Video Wallplates

Description	White	Light Almond	Ivory	Brown
<b>[A]</b> Wall Jack, 6P4C	40249-00W	40249-00T	40249-00I	—
<b>[B]</b> Wall Jack, 6P4C + 6P4C	40244-00W	40244-00T	40244-00I	—
<b>[C]</b> Wall Jack, 6P4C + F-connector	40259-00W	40259-00T	40259-00I	—
<b>[D]</b> Wall Jack, F-connector, nylon	80781-00W	80781-00T	80781-00I	—
<b>[E]</b> Wall Jack, F-connector + F-connector	80782-00W	80782-00T	80782-00I	—
Wall Jack, 6P6C	40238-00W	—	—	—
Wall Jack, 6P6C + F-connector	40258-00W	—	—	—

### Midway Telephone & Video Wallplates (Nylon)

Description	White	Light Almond	Ivory	Brown
<b>[F]</b> Wall Jack, 6P4C	40539-PMW	40539-PMT	40539-PMI	40539-PMB
<b>[G]</b> Wall Jack, 6P4C + F-connector	40539-CMW	40539-CMT	40539-CMI	40539-CMB
<b>[H]</b> Wall Jack, F-connector	40539-OMW	40539-OMT	40539-OMI	40539-OMB

### Wall-Phone Jack Wallplates — 110-Style

Description	White	Light Almond	Ivory	Stainless
<b>[I]</b> Wall-Phone Jack, 6P4C quick-connect, plastic with metal base	40253-00W	40253-00T	40253-00I	—
<b>[J]</b> Wall-Phone Jack, 6P4C quick-connect, stainless with metal base	—	—	—	40223-00S

### Wall-Phone Jack Wallplates — Screw Terminal

Description	White	Light Almond	Ivory	Stainless
<b>[K]</b> Wall-Phone Jack, 6P4C screw terminal, plastic with metal base	40257-00W	—	—	—
<b>[L]</b> Wall-Phone Jack, 6P4C screw terminal, plastic with plastic base	40214-00W	40214-00T	40214-00I	—
Wall-Phone Jack, 6P6C screw terminal, stainless with metal base	—	—	—	40226-00S

## Telephone and Video Accessories

### 1- and 2-Gang Wallplate Mounting Brackets

Description	Cat. No.
Wallplate Mounting Brackets, 1-Gang, contractor pack, 10 per unit pack, rack pack carton, 2 per carded unit pack	C0224-0CP
<b>[A]</b> Wallplate Mounting Brackets, 1-Gang, bulk polybag pack, 2 brackets per unit, rack pack carton	C0224-000
Wallplate Mounting Bracket, 2-Gang, individual polybag pack, rack pack carton	C0225-000

### 1-Piece and Crimp-on F-Connectors (Terminates 75 Ohm w/ Crimp-on male F-Connector)

Description	Cat. No.
<b>[B]</b> One-Piece Crimp-on F-Connector for RG6 Bulk polybag order in increments of 100, nickel plated	40985-1P6
<b>[C]</b> Twist-On Connector for RG6 Bag of 100	40985-TW6
<b>[D]</b> Twist-On Connector for RG-59 Bag of 100	40985-TW9



A



B



C, D

### SPOTLIGHT

#### USB Receptacles and Mobile Device Station (MDS)

Leviton's Mobile Device Station creates a convenient mounted location to charge a portable device without the need to make new holes in a wall. Compatible with many popular smartphones and MP3 players including iPhone®, iPod Touch®, and popular Android® and Blackberry® devices. Built-in cable management keeps your charging cable ready for when you need it.

Install the Mobile Device Station (47112-00W) next to a Leviton USB Charger & Tamper-Resistant Receptacle (T5632-00W) for a quick, convenient way to charge your smartphone or other device.

See pages **P-27 to P-28** for more information.



Mobile Device Station (wallplate (80409-00W), USB/Receptacle (T5632-00W), and phone not included)




#### Related Products

For Decora® wallplates see page **P-24**.

# Network Infrastructure Solutions



- Copper Solutions ..... Q-2
- Category-Rated & USOC Jacks ..... Q-2
- Wallplates & Housings ..... Q-5
- Patch Cords & Cable Assemblies ..... Q-22
- Patch Panels & Cross Connect Selection Guide ... Q-27
- Patch Panels ..... Q-28
- Cross Connect ..... Q-36
- Tools & Labeling ..... Q-41
- AV Solutions ..... Q-44
- IT/AV Systems ..... Q-44
- AV Connectivity ..... Q-50
- Fiber Optic Solutions ..... Q-54
- Enclosures, Panels & Accessories ..... Q-54
- Cassette Patching System ..... Q-65
- Patch Cords & Cable Assemblies ..... Q-67
- Connectors & Housings ..... Q-69
- Tools & Consumables ..... Q-74
- Cable Management Solutions ..... Q-76
- Versi-Duct™ System ..... Q-76
- Cable Managers & Accessories ..... Q-78
- Zone & Wireless Access Point Enclosures ..... Q-83
- Power Solutions ..... Q-84
- Power Distribution Units ..... Q-84






## Atlas-X1™ Component-Rated UTP & Shielded Jacks

### Features and Benefits

#### Atlas-X1™ Component-Rated UTP & Shielded Jacks

- Innovative wire manager and door-release levers support quick, repeatable terminations
- Unified form factor and termination method, from Cat 5e to Cat 8
- Tool-free design requires no specialized termination tool
- Patented Retention Force Technology™ (RFT) protects against time damage and increases system longevity
- Each jack includes interchangeable icons (voice, data, AV, and blank), color-coded to match the jack face
- Jack with internal shutter is available to protect ports from dust, debris, and contaminants
- Shielded jacks provide additional EMI/RFI protection, signal isolation, and alien crosstalk (AXT) suppression
- Tested and approved for use in air-handling spaces (plenum rating) in accordance with UL Standard 2043
- Supports Power over Ethernet (PoE): see specifications sheets for full capabilities
- Made in the USA



### Atlas-X1™ UTP QuickPort™ Jacks

Description	Jack	Jack w/ Shutters	GreenPack™ 12-pack
<b>[A]</b> Atlas-X1™ Cat 6A	6AUJK-R*6	6AUJK-S*6	6AUJK-C^6
<b>[B]</b> Atlas-X1™ Cat 6	61UJK-R*6	61UJK-S*6	61UJK-C^6
Atlas-X1™ Cat 5e	5EUJK-R*5	5EUJK-S*5	—

### Atlas-X1™ Shielded QuickPort™ Jacks

<b>[C]</b> Atlas-X1™ Cat 6A	6ASJK-R*6	6ASJK-S*6	6ASJK-C~6
Atlas-X1™ Cat 6	61SJK-R*6	61SJK-S*6	61SJK-C~6
<b>[D]</b> Atlas-X1™ Cat 5e	5ESJK-R*5	5ESJK-S*5	—
Atlas-X1™ Cat 8	81SJK-R†8	—	—

### Atlas-X1™ Accessories

Description	Cat. No.
<b>[E, G]</b> Atlas-X1™ Bulk Icons (pack of 72)	ICONS-IC*
Atlas-X1™ UTP Wire Managers, bag of 10	AXUJK-BWM
<b>[F]</b> Atlas-X1™ Shielded Wire Managers, bag of 10	AXSJK-BGM
Atlas-X1™ Shielded Wire Managers for Cat 8, bag of 10, black	AXSJK-BEM

\* = Colors: Choose from any of the colors below.

† = Cat 8 jacks available only in gray and black.

^ = Colors: White (W), Black (E), Blue (L).

~ = Colors: White (W), Black (E), Gray (G)



13 jack colors, with matching-color icons included for easy identification (bulk icons also sold separately)

**Color Choices** Atlas-X1™ QuickPort™ Jacks are offered in a wide range of colors. To order colors, add suffix to Cat. No.



## eXtreme™ and GigaMax™ UTP QuickPort™ Jacks

### Features and Benefits

#### eXtreme UTP QuickPort™ Jacks

- Patented Retention Force Technology (RFT) protects against damage from 4- or 6-pin plugs
- Pair Separation Towers facilitate quick, effective termination
- Compatible with Fluke JackRapid™ Punchdown Tool for quick and easy terminations
- Cat 6A jack includes a patented Cone of Silence™ for additional alien crosstalk (AXT) suppression
- Patented large-format, tear-away, dual-layer wiring guide
- Made in the USA

#### GigaMax™ UTP QuickPort™ Jacks

- Single T568A or T568B wiring labels simplify terminations
- Narrow jack profile for high-density installations
- Compatible with Fluke JackRapid™ Punchdown Tool for quick and easy terminations
- Durable one-piece frame built for longevity
- Made in the USA



### eXtreme™ UTP QuickPort™ Jacks

Description	Cat. No.	GreenPack™ 12-pack	Quickpack™ 25-Pack	Quickpack™ 150-pack with JackRapid™ Tool
<b>[A]</b> eXtreme™ Cat 6A UTP Channel-Rated Jacks	6110G-R*6	6110G-C~6	—	—
<b>[B]</b> eXtreme™ Cat 6 UTP Component-Rated Jacks	61110-R*6	—	61110-B*6	61110-J^6
<b>[C]</b> eXtreme™ Cat 5e UTP Component-Rated Jacks	5G110-R*5	—	5G110-B*5	5G110-J^5

### GigaMAX™ Cat 5e QuickPort™ Jack

Description	Cat. No.	Quickpack™ 25-Pack	Quickpack™ 150-pack with JackRapid™ Tool
<b>[D]</b> GigaMax™ Cat 5e UTP Component-Rated QuickPort™ Jack	5G108-R*5	5G110-B*5	5G110-J^5

\* = Colors: Choose from any of the colors in the chart below.  
 ~ = Colors: White (W), Black (E), Blue (L)  
 ^ = Colors: White (W), Ivory (I), Orange (O), Blue (L), and Black (E).  
 All Leviton Category-Rated Jacks are RoHS Compliant.  
 ° = Colors: White (W) and Blue (L)

**Color Choices** eXtreme™ UTP QuickPort™ Jacks are offered in a wide range of colors. To order colors, add suffix to Cat. No.



### SPOTLIGHT

#### GreenPack™

Leviton Atlas-X1™ Cat 6, Cat 6A, and eXtreme Cat 6A Jacks are now available in GreenPack™ bulk packaging. The convenient packages of 12 jacks, available in shielded and UTP, provide contractors with an efficient option for large-scale projects and installations, with fewer individual parts to manage and less jobsite waste. Each bulk pack features:

- Easy to open, reusable packaging
- Protection for all included components
- Choice of three jack colors for better network planning

Atlas-X1™ and eXtreme™ Jacks are compatible with all Leviton QuickPort™ products.





## Plugs, Voice Grade Jacks, & Jack Adapter Bezels

### Features and Benefits

#### Cat 6A Universal Tool-Free Plug

- Cat 6A plug offers easy field termination without special tools
- Terminates from 26- to 22-gauge solid or stranded conductors

#### Cat 6 EZ-RJ45 Plug

- Provides quick UTP wire termination
- Clear housing for wire sequence verification and cable feedthrough plug opening for crimp precision

#### Cat 5/3 & USOC UTP QuickPort™ Jacks

- Fit into all QuickPort™ wallplates and housings
- Full support of voice and low-speed data applications
- Cat 5/3 and 8P8C USOC accept RJ-45 plugs; 6P6C USOC accepts RJ-11 plugs

#### Jack Adapter Bezels

- Allow QuickPort™ connectors to be installed into third-party wallplates and surface-mount boxes
- Bezel color will be visible after installation
- Packaged individually and sold separately from connectors



### Cat 6A Universal Tool-Free Plug

Description	Cat. No.
<b>[A]</b> Cat 6A Universal Tool-Free Plug	6APLG-S6A
<b>[B]</b> Cat 6 EZ-RJ45 Plug~	47613-EZ6

### Cat 5/3/USOC UTP QuickPort™ Jacks

<b>[C]</b> Cat 5 Jack	41108-R*5
Cat 3 Jack	41108-R*3
USOC Jack, 8P8C	41108-R*8
USOC Jack, 6P6C	41106-R*6

### Connector Adapter Bezels

LexCom Connector Adapter Bezel (jack not included)	AB300-00†
CommScope™ Connector Adapter Bezel (jack not included)	AB100-00†
Clipsal™ Connector Adapter Bezel (jack not included)	AB200-00*

\* = Colors: Choose from any of the colors on page **Q-3**.

^ = Colors: White (W), Ivory (I), Orange (O), Blue (L), and Black (E).

† = Colors: Choose from white or black.

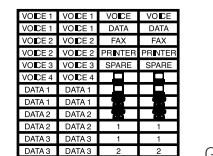
All Leviton Category-Rated and USOC Jacks are RoHS Compliant.

~ = See page **Q-41** for eZ-RJ45 Crimp Tool

## Work Area Labeling Solutions

### Work Area Labeling Solutions

Description	Cat. No.
<b>[D]</b> QuickPort™ Shutter Kit (50 shutters)	51084-ICN
White Label Kit	51084-XLB
<b>[E]</b> Color Label Kit includes Gray, Orange, Red, Yellow, Green, Blue, Purple, and Brown (2 sheets each)	51084-CLB
<b>[F]</b> Labels & Windows for Wallplates & Housings	41080-IDW
Labels and Windows for Stainless-Steel and Angled Wallplates	43080-IDW
<b>[G]</b> Pre-printed Port Labels, black ink, 10 sheets/pkg	41080-LEB



## QuickPort™ and QuickPlate™ Plastic Wallplates


### Features and Benefits

#### QuickPort™ Standard Plastic Wallplates

- Compatible with all QuickPort™ jacks and adapters
- Manufactured from ABS plastic for superior resistance to impact, chemicals, and solvents, as compared to other plastics
- A variety of color choices, with color-matched screws
- cULus Listed, fire-retardant material rated UL 94V-0
- ID windows aid in port identification
- Country of Origin: USA

#### Single-Gang QuickPlate™ Tempo Wallplates with ID Windows

- Patented rear wings tighten wallplate to wallboard, eliminating the need for a box or mounting brackets and creating a fast, one-step installation
- Wings accommodate wallboard thickness of 5/8" or less
- ID windows act as marking template for cutting hole in wallboard
- cULus Listed, fire-retardant plastic rated UL 94V-0
- Country of Origin: USA



#### [A] QuickPort™ Single-Gang Wallplates

Description	White	Lt. Almond	Ivory	Gray	Black	Brown
6-Port Wallplate	41080-6WP	41080-6TP	41080-6IP	41080-6GP	41080-6EP	41080-6BP
4-Port Wallplate	41080-4WP	41080-4TP	41080-4IP	41080-4GP	41080-4EP	41080-4BP
3-Port Wallplate	41080-3WP	41080-3TP	41080-3IP	41080-3GP	41080-3EP	41080-3BP
2-Port Wallplate	41080-2WP	41080-2TP	41080-2IP	41080-2GP	41080-2EP	41080-2BP
1-Port Wallplate	41080-1WP	41080-1TP	41080-1IP	41080-1GP	41080-1EP	41080-1BP

#### [B] QuickPort™ Single-Gang Wallplates with ID Windows

6-Port Wallplate	42080-6WS	42080-6TS	42080-6IS	42080-6GS	42080-6ES	—
4-Port Wallplate	42080-4WS	42080-4TS	42080-4IS	42080-4GS	42080-4ES	—
3-Port Wallplate	42080-3WS	42080-3TS	42080-3IS	42080-3GS	42080-3ES	—
2-Port Wallplate	42080-2WS	42080-2TS	42080-2IS	42080-2GS	42080-2ES	—
1-Port Wallplate*	42080-1WS	42080-1TS	42080-1IS	42080-1GS	42080-1ES	—

#### [C] QuickPlate™ Tempo Single-Gang Wallplates with ID Windows

2-Port Wallplate	42090-2WS	42090-2TS	42090-2IS	42090-2GS	42090-2ES	—
4-Port Wallplate	42090-4WS	42090-4TS	42090-4IS	42090-4GS	42090-4ES	—

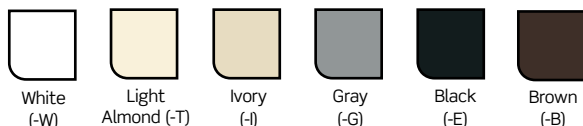
#### [D] QuickPort™ Dual-Gang Wallplates with ID Windows

12-Port Wallplate	42080-12W	42080-12T	42080-12I	42080-12G	42080-12E	—
8-Port Wallplate	42080-8WP	42080-8TP	42080-8IP	42080-8GP	42080-8EP	—
6-Port Wallplate	42080-6WP	42080-6TP	42080-6IP	42080-6GP	42080-6EP	—
4-Port Wallplate	42080-4WP	42080-4TP	42080-4IP	42080-4GP	42080-4EP	—
3-Port Wallplate	42080-3WP	42080-3TP	42080-3IP	42080-3GP	42080-3EP	—
2-Port Wallplate**	42080-2WP	42080-2TP	42080-2IP	42080-2GP	42080-2EP	—
1-Port Wallplate**	42080-1WP	42080-1TP	42080-1IP	42080-1GP	42080-1EP	—

Wallplates are sold empty. \*Single-gang 1-Port Wallplate has only one ID window on top.  
\*\*Dual-gang 1- and 2-Port Wallplates have only two ID windows on top

### Color Choices

QuickPort™ wallplates are offered in a wide range of colors.



**Related Products**  
For QuickPort™ Jacks  
**see pages Q-2 to Q-4.**  
For work area labeling solutions  
**see page Q-4.**

### QuickPort™ Stainless-Steel Wallplates

#### Features and Benefits

- Compatible with all QuickPort™ adapters and jacks, including shielded
- Manufactured from 304 stainless steel in a brushed finish to provide corrosion resistance in a non-magnetic material
- Available in single- and dual-gang, with or without ID windows
- Angled wallplate ports facilitate proper front and rear cable bend radius
- Wall-phone wallplates are available in flush and recessed options to accommodate various phone styles
- cULus Listed



#### QuickPort™ Single-Gang Stainless-Steel Wallplates

Description	[A] Standard	[A] w/ ID Window
6-Port Wallplate	43080-1S6	43080-1L6
4-Port Wallplate	43080-1S4	43080-1L4
3-Port Wallplate	43080-1S3	43080-1L3
2-Port Wallplate	43080-1S2	43080-1L2
1-Port Wallplate	43080-1S1	43080-1L1

#### QuickPort™ Angled Stainless-Steel Wallplates w/ID Windows

Description	Cat. No.
2-Port Angled Wallplate, single-gang	43081-1L2
4-Port Angled Wallplate, single-gang	43081-1L4
[C] 4-Port Angled Wallplate, dual-gang	43081-2L4
8-Port Angled Wallplate, dual-gang	43081-2L8

#### QuickPort™ Dual-Gang Stainless-Steel Wallplates

Description	[B] Standard	[B] w/ ID Window
12-Port Wallplate	43080-S12	43080-L12
8-Port Wallplate	43080-2S8	43080-2L8
6-Port Wallplate	43080-2S6	43080-2L6
4-Port Wallplate	43080-2S4	43080-2L4
2-Port Wallplate	43080-2S2	43080-2L2

#### QuickPort™ Stainless-Steel Wall-Phone Wallplates

[D] Description	Cat. No.
Wall-Phone Wallplate	4108W-OSP
Wall-Phone Wallplate, recessed	4108W-1SP

Wallplates are sold empty

#### Labels

Description	Cat. No.
Label Kit for QuickPort™ Stainless-Steel Wallplates*	43080-IDW
Pre-printed Port Labels, black ink, 10 sheets per package	41080-LEB

\* = Also applicable to ID window wallplates on page Q-5. See page Q-4 for work area labeling solutions

#### Identification windows


Description	Cat. No.
QuickPlate™ Tempo and plastic QuickPort™ Wallplates	42080-SCx
QuickPort™ Stainless-Steel and Angled Wallplates	42081-IDx°

° = Not available in gray

#### SPOTLIGHT

##### Wallplate Mounting Brackets

Mounting a flush-mount wallplate without a back box is easy with Leviton mounting brackets. The bracket insets into a wall opening, and flexible tabs bend up to secure the bracket to the opening. Standard screw holes accept all wallplate configurations. See page P-30 in the Connected Home section for part numbers and additional information.




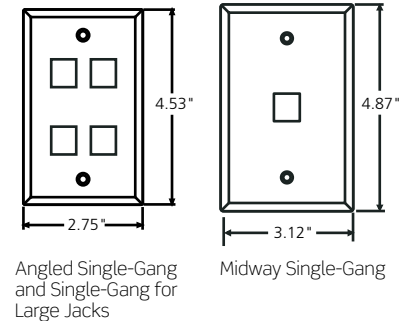
#### Related Products

For QuickPort™ Jacks see pages Q-2 to Q-4. For voice-grade Wall-Phone Jacks see page Q-18.

## QuickPort™ Angled, Midway, & Large Jack Wallplates

### Features and Benefits

- Angled and large jack wallplates are high-quality ABS plastic, which provides superior resistance to impacts, chemicals, and solvents as compared to other plastics
- Angled wallplates facilitate optimal cable management and ensure proper bend radius in front and back of connector
- Midway wallplates are durable nylon with a smooth finish and help to hide irregular drywall cuts or flaws around outlets
- Large jack wallplates feature increased vertical spacing between ports
- cULus Listed, fire-retardant material rated UL 94V-0



### [A] QuickPort™ Angled Single-Gang Wallplates

Description	White	Lt. Almond	Ivory	Black
4-Port Wallplate	41081-4WP	41081-4TP	41081-4IP	—
2-Port Wallplate	41081-2WP	41081-2TP	41081-2IP	—
4-Port Wallplate, w/ ID windows	42081-4WS	42081-4TS	42081-4IS	42081-4ES
2-Port Wallplate, w/ ID windows	42081-2WS	42081-2TS	42081-2IS	—
2-Port Wallplate, w/ ID windows	42081-2WS	42081-2TS	42081-2IS	—

### [B] QuickPort™ Midway Single-Gang Wallplates

Description	White	Lt. Almond	Ivory	Brown
6-Port Wallplate	41091-6WN	41091-6TN	41091-6IN	41091-6BN
4-Port Wallplate	41091-4WN	41091-4TN	41091-4IN	41091-4BN
3-Port Wallplate	41091-3WN	41091-3TN	41091-3IN	41091-3BN
2-Port Wallplate	41091-2WN	41091-2TN	41091-2IN	41091-2BN
1-Port Wallplate	41091-1WN	41091-1TN	41091-1IN	41091-1BN

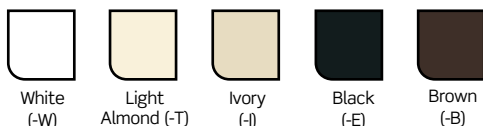
### [C] QuickPort™ Single-Gang Wallplates for Large Jacks

Description	White	Lt. Almond	Ivory
4-Port Wallplate	41080-4WL	41080-4TL	41080-4IL
2-Port Wallplate	41080-2WL	41080-2TL	41080-2IL
4-Port Wallplate, w/ ID windows	42080-4WL	42080-4TL	42080-4IL
2-Port Wallplate, w/ ID windows	42080-2WL	42080-2TL	42080-2IL

### [D] QuickPort™ Wallplates

Description	White
2-Port Horizontal Wallplate	41070-2WS
3-Port Horizontal Wallplate, with ID window	42070-3WS

**Color Choices** QuickPort™ wallplates are offered in four colors.



### Related Products

For wallplate labeling solutions [see page Q-4](#).

## QuickPort™ Inserts and Floor Box Assemblies

### Features and Benefits

#### QuickPort™ Decora® & Duplex Inserts

- Combine voice, data, and AV jacks and couplers in popular Decora® and Duplex wallplate formats
- Decora® inserts are compatible with Decora® and Decora Plus™ wallplates

#### QuickPort™ Floor Box Assemblies

- Combine voice, data, and AV jacks and couplers in convenient in-floor locations
- Floor box assemblies include brass wallplate and screw cap
- Inserts and jacks are Ivory



Inserts fit Decora® and 106-style Duplex wallplates found on pages **Q-9** and **Q-20**.



### QuickPort™ Decora® Multimedia Inserts

Description	White	Lt. Almond	Ivory	Gray	Black	Brown
<b>[A]</b> 6-Port Insert	41646-00W	41646-00T	41646-00I	41646-0GY	41646-00E	41646-00B
<b>[B]</b> 4-Port Insert	41644-00W	41644-00T	41644-00I	41644-0GY	41644-00E	41644-00B
<b>[C]</b> 3-Port Insert	41643-00W	41643-00T	41643-00I	41643-0GY	41643-00E	41643-00B
<b>[D]</b> 2-Port Insert	41642-00W	41642-00T	41642-00I	41642-0GY	41642-00E	41642-00B
<b>[E]</b> 1-Port Insert	41641-00W	41641-00T	41641-00I	41641-0GY	41641-00E	41641-00B
Blank Insert	80414-00W	80414-00T	80414-00I	80414-0GY	80414-00E	80414-000
<b>[F]</b> Brush Insert, Passthrough	41075-DBW*	—	—	—	41075-DBE*	—

### QuickPort™ Decora® Type 106 Duplex Inserts

Description	White	Lt. Almond	Ivory	Gray	Black
<b>[G]</b> 2-Port Duplex Insert	41087-2WP	41087-2TP	41087-2IP	41087-2GP	41087-2EP
<b>[H]</b> 4-Port Duplex Insert	41087-QWP	41087-QTP	41087-QIP	41087-QGP	41087-QEP

### QuickPort™ Floor Box Assembly with Insert, Brass Plate and Screw Cap

Description	Cat. No.
Floor Box Assembly, one F-connector coupler, one blank module	41650-00F
Floor Box Assembly, one 6P6C jack, one blank module	41650-00E
Floor Box Assembly, one blank module, 1 open port	41652-000
<b>[I]</b> Floor Box Assembly, two 6P6C jacks	41652-00E
Floor Box Assembly, one 6P6C jack, one F-connector coupler	41652-06F

Inserts A-H are sold empty.

Floor Box Assemblies sold as complete kits only, individual components not sold separately.

\* = Brush color is white for 41075-DBW and black for 41075-DBE, only brush is visible when installed

### Color Choices

QuickPort™ Decora® inserts are offered in a wide range of colors.



#### Related Products


For QuickPort™ Jacks see pages **Q-2** to **Q-4**.

For Decora® and 106-style duplex wallplates see pages **Q-9** and **Q-20**.

For wallplate labeling solutions see page **Q-4**.

## Decora® Wallplates

Standard Decora® and Decora Plus™ wallplates accept a variety of inserts for voice, data, and video applications. The most common wallplates are shown here in a variety of materials and dimensions. Decora Plus™ wallplates utilize a screwless design. Numerous additional configurations are available; call 800.722.2082 or for more information visit [leviton.com](http://leviton.com).



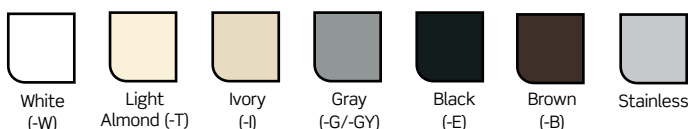
### Decora® Single-Gang Wallplates

Description	White	Lt. Almond	Ivory	Gray	Black	Brown	Stainless
<b>[A]</b> Decora®, standard size, urea	80401-00W	80401-00T	80401-00I	80401-0GY	80401-00E	80401-000	—
Decora®, standard size, nylon	80401-0NW	80401-0NT	80401-0NI	80401-0NGY	80401-0NE	80401-00N	—
<b>[B]</b> Decora®, standard size, stainless	—	—	—	—	—	—	84401-040
<b>[C]</b> Decora®, midway, urea	80601-00W	80601-00T	80601-00I	—	—	80601-000	—
Decora®, midway, nylon	0PJ26-00W	0PJ26-00T	0PJ26-00I	0PJ26-0GY	0PJ26-00E	0PJ26-000	—

### Decora® Dual-Gang Wallplates

Description	White	Lt. Almond	Ivory	Gray	Black	Brown	Stainless
<b>[D]</b> Decora®, standard size, urea	80409-00W	80409-00T	80409-00I	80409-0GY	80409-00E	80409-000	—
Decora®, standard size, nylon	80409-0NW	80409-0NT	80409-0NI	80409-0NGY	80409-0NE	80409-00N	—
<b>[E]</b> Decora®, standard size, stainless	—	—	—	—	—	—	84409-040
<b>[F]</b> Decora®, midway, urea	80609-00W	80309-00T	80609-00I	—	—	80609-000	—
Decora®, midway, nylon	PJ262-00W	PJ262-00T	PJ262-00I	PJ262-0GY	PJ262-00E	PJ262-000	—

**Color Choices** Decora® wallplates are offered in a wide range of colors.





## QuickPort™ Boxes and Furniture Products

### Features and Benefits

#### QuickPort™ Boxes Accessories

- Surface-mount boxes and back boxes have breakouts to match common raceway systems and cable entry
- One-, two-, and four-port surface-mount boxes are plenum rated (compliant with NEC 300-22 (b)(c))
- Mounts with screws or adhesive mounting tape (both provided), or with magnets or modular furniture brackets (sold separately)
- 4S089 products are designed to work with Leviton shielded or UTP Cat 6A jacks to allow proper bend-radius control

#### QuickPort™ DIN Rail-Mount Box

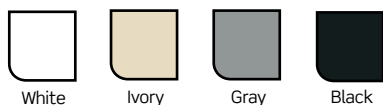
- Provide an ideal network patching location for industrial automation and control panels
- Compatible with standard and low-profile 35 mm symmetrical DIN rails and 32 mm asymmetrical DIN rails
- Accept one QuickPort™ Decora® Insert with one, two, three, four, or six ports
- Box depth suitable for Cat 5e or Cat 6 applications

#### QuickPort™ Modular Furniture Products

- Simple snap-in installation and attractive streamlined appearance
- Furniture wallplates accept QuickPort™ couplers and snap easily and snugly into standard modular furniture
- Modular Furniture Brackets facilitate installation of Leviton surface-mount boxes or wallplates with back boxes



**Color Choices** Leviton surface-mount boxes are offered in four colors.



Continued on next page

Continued from previous page

QuickPort™ Surface-Mount Boxes						
Description	White	Ivory	Lt. Almond	Gray	Black	
<b>[A]</b> 12-Port Surface-Mount Box, 7.60" W x 5.02" D x 1.13" H	41089-12W	41089-12I	—	41089-12G	41089-12E	
<b>[B]</b> 6-Port Surface-Mount Box, 6.38" W x 3.22" D x 1.08" H	41089-6WP	41089-6IP	—	41089-6GP	41089-6EP	
<b>[C]</b> 4-Port Surface-Mount Box, 4.77" W x 3.21" D x 1.05" H	41089-4WP	41089-4IP	—	41089-4GP	41089-4EP	
<b>[D]</b> 2-Port Surface-Mount Box, 2.52" W x 2.22" D x 1.10" H	41089-2WP	41089-2IP	41089-2TP	41089-2GP	41089-2EP	
<b>[E]</b> 1-Port Surface-Mount Box, 1.42" W x 2.22" D x 1.10" H	41089-1WP	41089-1IP	—	41089-1GP	41089-1EP	
<b>[F]</b> 2-Port Surface-Mount Box for Shielded Connectors*, 2.5" W x 3.00" D x 1.22" H	4S089-2WP	4S089-2IP	—	—	—	
<b>[G]</b> 4-Port Surface-Mount Box for Shielded Connectors*, 5.6" W x 5.20" D x 1.22" H	4S089-4WP	4S089-4IP	—	—	—	

\*For shielded jacks and large bend radius cables

Single- and Dual-Gang Surface-Mount Boxes					
Description	White	Ivory	Gray	Black	
<b>[H]</b> Single-Gang Standard Back Box, 4.72" H x 2.96" W x 1.89" D	42777-1WA	42777-1IA	42777-1GA	42777-1EA	
<b>[I]</b> Single-Gang Shallow Back Box, 4.72" H x 2.96" W x 1.45" D	42777-1WB	42777-1IB	42777-1GB	42777-1EB	
<b>[J]</b> Dual-Gang Standard Back Box, 4.72" H x 4.77" W x 1.89" D	42777-2WA	42777-2IA	42777-2GA	42777-2EA	
<b>[K]</b> Dual-Gang Shallow Back Box, 4.72" H x 4.77" W x 1.45" D	42777-2WB	42777-2IB	42777-2GB	42777-2EB	

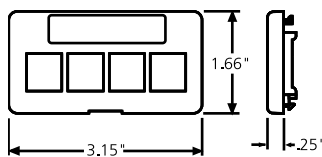
Magnets		
Description		Cat. No.
<b>[L]</b> Set of 4 Magnets, 1.00" H x 0.84" W x 0.30" D Use one magnet for 2-port surface-mount housing. Use two magnets for 4-, 6-, and 12-port surface-mount housings and single- and dual-gang surface-mount back boxes.		41030-SMJ

Modular Furniture Brackets	
Description	Cat. No.
<b>[M]</b> Furniture Bracket for Series 9000™, Haworth™, Inc., Knoll Associates, Inc., Allsteel™, Westinghouse Electric Corp., and Teknion Furniture Systems, Inc.	49222-BLK
<b>[N]</b> Ethospace™ and Steelcase Avenir™	49222-ESP
<b>[O]</b> Action Office™	49222-HAO

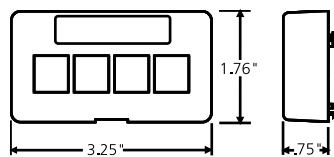
QuickPort™ Modular Furniture Faceplates					
Description	White	Ivory	Gray	Black	
2-Port Standard Depth	49910-SW2	49910-SI2	49910-SG2	49910-SE2	
<b>[P]</b> 4-Port Standard Depth w/ 1 QuickPort™ Blank	49910-SW4	49910-SI4	49910-SG4	49910-SE4	
4-Port Extended Depth w/ 1 QuickPort™ Blank	49910-EW4	49910-EI4	49910-EG4	49910-EE4	
2-Port Herman Miller, Inc.	49910-HW2	49910-HI2	49910-HG2	49910-HE2	
<b>[Q]</b> 4-Port Herman Miller, Inc. w/ 1 QuickPort™ Blank	49910-HW4	49910-HI4	49910-HG4	49910-HE4	

QuickPort™ DIN Rail-Mount Boxes	
Description	Cat. No.
DIN Rail-Mount Box, Empty	41089-ODN
<b>[R]</b> DIN Rail-Mount Box, with 6-port QuickPort™ Decora® Insert	41089-6DN

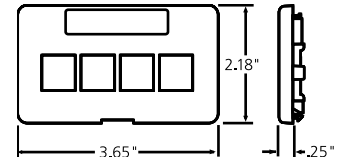
QuickPort™ Jacks not included.  
Available in black only



**2- & 4-Port Standard Depth Modular Faceplate**  
Fits openings of approximately 1.38" x 2.63" (1 3/8" x 2 5/8")



**4-Port Extended Depth Modular Faceplate for installation into shallow raceway channels**  
Fits openings of approximately 1.38" x 2.63" (1 3/8" x 2 5/8")



**Herman Miller, Inc. 2- & 4-Port Modular Faceplate**  
Fits openings of approximately 1.88" x 2.98" (1 7/8" x 2 7/8")

Standard and extended depth faceplates are compatible when used with Herman Miller, Inc. G1189A Reducer, available from Herman Miller, Inc. dealers

## QuickPort™ In-Ceiling and In-Wall Brackets

### Features and Benefits

#### In-Ceiling Bracket

- Helps create a testable permanent link for cabling that terminates above a drop ceiling without using a traditional wallplate
- Brackets available individually or with pre-installed multi-function clip that attaches to standard drop wire or rod
- VELCRO® Brand tie-down points accommodate cabling slack loops
- Plenum-rated QuickPort™ one-port and two-port surface-mount boxes (sold separately) attach to brackets and are ideal for use in drop ceiling areas

#### In-Wall Bracket

- Helps create a testable permanent link for cabling that terminates in the wall without using a traditional wallplate
- Provides a stable mounting surface for jacks that is recessed behind the wall surface
- Ideal for supporting Ethernet-enabled devices — such as wireless access points (WAPs), cameras, or clocks — that mount to electrical or low-voltage boxes or directly to the wall
- Available as a set of five brackets, or individually kitted with a single-gang



A



B



C



D

### QuickPort™ In-Wall and In-Ceiling Brackets

Description	Cat. No.
<b>[A]</b> QuickPort™ In-Ceiling Bracket, includes clip for drop wire/rod mounting	49223-CBC
<b>[B]</b> QuickPort™ In-Ceiling Bracket, no clip	49223-CB0
QuickPort™ WAP Kit, includes In-Ceiling Bracket (49223-CBC), 2 Cat 6A jacks (6AUJK-RW6), Surface-Mount Box (4S089-2WP), 2 Cat 6A Plenum-rated patch cords (AXPPP-10W)	49223-W10
QuickPort™ WAP Kit, includes In-Ceiling Bracket (49223-CBC), Cat 6A jack (6AUJK-RW6), Surface-Mount Box (4S089-2WP), 1 Cat 6A Plenum-rated patch cord (AXPPP-10W)	49223-W1C
<b>[C]</b> QuickPort™ In-Wall Brackets (set of 5)	49223-BA5
<b>[D]</b> QuickPort™ In-Wall Bracket Kit, includes bracket and single-gang Wallplate Mounting Bracket	49223-BAK

### Wallplate Accessories

Description	Cat. No.
<b>[E]</b> Wallplate Mounting Brackets, single-gang, bag of 2	C0224-000
Wallplate Mounting Bracket, single-gang, bag of 10	C0224-0CP
<b>[F]</b> Wallplate Mounting Bracket, dual-gang	C0225-000



E



F

VELCRO® is a registered trademark of Velcro BVBA. Used with permission.



QuickPort™ WAP Kit (49223-W10)



QuickPort™ In-Ceiling Bracket loaded with Atlas-X1™ Cat 6A QuickPort™ Jacks



Two In-Wall Brackets

### French-, British-, and LJ6C-Style Wallplate Inserts

#### Features and Benefits

- Designed to fit matching 86 mm x 86 mm wallplates
- Accept QuickPort™ data jacks (sold separately)
- Include ID window kits for port designation
- Spring-loaded shutters protect jack while not in use
- Available in White ABS plastic

#### Dimensions

- French-style inserts fit 45 mm x 45 mm openings
- British-style inserts fit 50 mm x 50 mm openings
- LJ6C-style inserts fit 22 mm x 37 mm openings



#### [A] French-Style Wallplate Inserts

Description	Cat. No.
French-style Wallplate Insert, 45 mm x 22.5 mm, 1-port, flat, White	<a href="#">LI145-1W1</a>
French-style Wallplate Insert, 45 mm x 45 mm, 1-port, flat, White	<a href="#">LI145-2W1</a>
French-style Wallplate Insert, 45 mm x 45 mm, 2-port, flat, White	<a href="#">LI145-2W2</a>
French-style Wallplate Frame (for use with French-style LI145 inserts only), single-gang, White (special order)	LF145-01W

#### [B] British-Style Wallplate Inserts

Description	Cat. No.
British-style Wallplate Insert, 50 mm x 25 mm, 1-port, flat, White	<a href="#">LI150-1W1</a>
British-style Wallplate Insert, 50 mm x 25 mm, 1-port, angled, White	<a href="#">LI150-AW1</a>
British-style Wallplate Insert, 50 mm x 50 mm, 1-port, flat, White	<a href="#">LI150-2W1</a>
British-style Wallplate Insert, 50 mm x 12.5 mm, blank, flat, White	<a href="#">LI150-0W0</a>

#### [C] LJ6C-Style Wallplate Inserts

Description	Cat. No.
LJ6C-style Wallplate Insert, 37 mm x 22 mm, 1-port, flat, White	<a href="#">LI137-1W1</a>
LJ6C-style Wallplate Insert, 37 mm x 22 mm, 1-port, angled, White	<a href="#">LI137-AW1</a>

Note: French-style, British-style, and LJ6C-style inserts are not compatible with Excella™ wallplates

## DuraPort™ Industrial Connectivity

### Features and Benefits

#### DuraPort™ Jack Housing

- Twist-lock mating allows for easy installation and provides a robust seal
- Compatible with all Atlas-X1™ and eXtreme™ QuickPort™ Jacks (sold separately)
- Captive cap with retainer protects and seals unused ports

#### DuraPort™ Stainless-Steel Wallplates

- Patented overmolded gasket on wallplates provides a watertight fit
- Compatible with standard NEMA boxes
- Safeguards network in severe conditions and resists moisture, dust, corrosion, acids, oils, and vibration
- Provides a complete seal without o-rings
- Help position and retain screws during installation

#### DuraPort™ Outlet Kit

- DuraPort™ components assembled for added convenience
- Kits include jack housing, cap, and stainless-steel wallplate
- Patch cords and QuickPort™ Jacks are sold separately

#### DuraPort™ Patch Cords

- Available in industrial plug to industrial plug, and industrial plug to RJ-45 plug configurations
- Cat 6A shielded and Cat 6 UTP available in 3' to 50' lengths, black
- Compatible with Leviton heavy duty Weatherproof Boxes, available in single-gang (1GM53, 1GM73) and two-gang (2GM53, 2GM55, 2GM73, 2GM75) configurations



### IP67-Rated Ingress Protection

IP ratings are based on International Standard IEC 60529. All DuraPort™ products are IP67-rated as highlighted in the charts.

#### Protection Against Solid Objects

- |   |                                   |
|---|-----------------------------------|
| 0 | None                              |
| 1 | Solid objects larger than 50 mm   |
| 2 | Solid objects larger than 12.5 mm |
| 3 | Solid objects larger than 2.5 mm  |
| 4 | Solid objects larger than 1.0 mm  |
| 5 | Dust                              |
| 6 | <b>Dust tight</b>                 |

#### Protection Against Water

- |   |  |
|---|--|
| 0 | None   |
| 1 | Vertically falling water drops                   |
| 2 | Vertically falling water drops (up to 15° angle) |
| 3 | Spraying water                                   |
| 4 | Splashing water                                  |
| 5 | Water jets                                       |
| 6 | Powerful water jets                              |
| 7 | <b>Temporary immersion in water</b>              |
| 8 | Continuous immersion in water                    |

*Continued on next page*

Continued from previous page

DuraPort™ Industrial Connector Housings	
Description	Cat. No.
[A] Housing with Cap (jack sold separately)	D6706-00E
Cap (housing not included)	D6701-00E

DuraPort™ Industrial Stainless-Steel Wallplates	
Description	Cat. No.
[B] Industrial Wallplate, stainless steel, 1-port, single-gang	D6710-1S1
[C] Industrial Wallplate, stainless steel, 2-port, single-gang	D6710-1S2
[D] Industrial Wallplate, stainless steel, 2-port, dual-gang	D6710-2S2
[E] Industrial Wallplate, stainless steel, 4-port, dual-gang	D6710-2S4

DuraPort™ Industrial Patch Cords, Cat 6	
Description	Cat. No.
[F] Industrial Plug to Industrial Plug	D6720-xxE
[G] Industrial Plug to RJ-45 Plug	D6721-xxE

DuraPort™ Industrial Patch Cords, Cat 6A Shielded*	
Description	Cat. No.
Industrial Plug to Industrial Plug	D6722-xxE
Industrial Plug to RJ-45 Plug	D6723-xxE

DuraPort™ Industrial Outlet Kits	
Description	Cat. No.
Industrial Outlet Kit, stainless steel, 1-port, single-gang	D670K-1S1
[H] Industrial Outlet Kit, stainless steel, 2-port, single-gang	D670K-1S2
Industrial Outlet Kit, stainless steel, 2-port, dual-gang	D670K-2S2
[I] Industrial Outlet Kit, stainless steel, 4-port, dual-gang	D670K-2S4

xx = length in feet: 03, 05, 07, 10, 15, 20, 50  
 \* = Cat 6A also available in 35 foot length: 35

## SPOTLIGHT

### QuickPort™ DIN Rail-Mount Boxes

New compact QuickPort™ DIN Rail-Mount Boxes are ideal for network patching inside industrial automation and control panels. The boxes are available empty or with a Leviton 6-Port QuickPort™ Decora® insert installed, and can be opened to install other QuickPort™ Decora® inserts. The back panel of each box can be configured to allow cable access at either the top or bottom, increasing flexibility within tight control enclosures. The box depth is suitable for Cat 5e and Cat 6 jacks. Learn more on [pages Q-10 to Q-11](#).





## Excella™ Wallplate Inserts and Frames

### Features and Benefits

- All 1- and 2-port inserts include designation windows
- Inserts accept QuickPort™ jacks (sold separately)
- 86 mm x 86 mm frame size conforms to BS 4662 and BS 5733 electrical box standards
- Inserts are White and ship with White wallplate frame
- Colored frames available separately (see colors and part numbers below)

### Excella™ Family



### Excella™ Wallplate Inserts

Description	Cat. No.
<b>[A]</b> QuickPort™ Wallplate Insert w/ ID Window, 1-port, empty	BL186-P1W
QuickPort™ Wallplate Insert w/ ID Window, 2-port, empty	BL186-P2W
QuickPort™ Wallplate Insert, 4-port, empty	BL186-P4W
<b>[B]</b> QuickPort™ Angled Wallplate Insert w/ ID Window, 1-port, empty	BL186-A1W
QuickPort™ Angled Wallplate Insert w/ ID Window, 2-port, empty	BL186-A2W
Blank Wallplate Insert	BL000-00W



A



B



C

### Excella™ Metallic Wallplate Frames

Description	Cat. No.
Wallplate Frame, pearl yellow	BLWP1-PEY
Wallplate Frame, piano black	BLWP1-PIB
Wallplate Frame, glossy silver	BLWP1-GSS
Wallplate Frame, champagne gold	BLWP1-CHG
Wallplate Frame, navy blue	BLWP1-NVB
Wallplate Frame, metallic green	BLWP1-MEG
Wallplate Frame, hot pink	BLWP1-HTP
Wallplate Frame, sky blue	BLWP1-SKB

### QuickPort™ Stainless-Steel Wallplate

Description	Cat. No.
<b>[C]</b> QuickPort™ Stainless-Steel Wallplate, 2 Ports	BI186-S2P

Wallplates sold empty



**Related Products**  
For QuickPort™ Jacks **see pages Q-2 to Q-4.**

## Decora® Telephone and Video Wallplates and Inserts

### Features and Benefits

- 6P4C models feature lead-frame design for improved reliability and simple installation
- Decora® inserts are compatible with Decora® wallplates and Decora Plus™ screwless wallplates
- Decora® wallplate assemblies include a Decora® insert and matching Decora® wallplate
- Decora® Kits include a 1- or 2-port QuickPort™ Decora® insert and snap-in USOC or F-type QuickPort™ couplers
- Inserts, assemblies, and kits are cULus Listed and rated UL 94V-0



Inserts fit Decora® wallplates found on page **Q-9**



### Decora® Standard Telephone and Video Wallplate Assemblies (Wallplate Included)

Description	White	Lt. Almond	Ivory
<b>[A]</b> Wall Jack, 6P4C + 6P4C	40144-00W	40144-00T	40144-00I
<b>[B]</b> Wall Jack, 6P4C + F-connector	40159-00W	40159-00T	40159-00I

### Decora® Telephone and Video Inserts (Wallplate Not Included)

Description	White	Lt. Almond	Ivory	Gray	Black	Brown
<b>[C]</b> Wall Jack, 6P4C	40649-00W	40649-00T	40649-00I	40649-0GY	40649-00E	40649-00B
<b>[D]</b> Wall Jack, 6P4C + 6P4C	40644-00W	40644-00T	40644-00I	—	—	—
<b>[E]</b> Wall Jack, 6P4C + F-connector	40659-00W	40659-00T	40659-00I	—	40659-00E	—
<b>[F]</b> Wall Jack, F-connector	40681-00W	40681-00T	40681-00I	40681-0GY	—	40681-00B
<b>[G]</b> Wall Jack, F-connector + F-connector	40682-00W	40682-00T	40682-00I	40682-0GY	—	40682-00B

### Decora® Telephone and Video Insert Kits (Wallplate Not Included)

Description	White	Lt. Almond	Ivory	Gray	Black
Wall Jack, 6P6C (QuickPort™ insert with snap-in jack)	41638-00W	41638-00T	41638-00I	41638-0GY	41638-00E
Wall Jack, 6P6C + F-connector (QuickPort™ insert with snap-in jack and snap-in F-connector)	41658-00W	—	41658-00I	—	—

**Color Choices** QuickPort™ wallplates and inserts are offered in a wide range of colors.

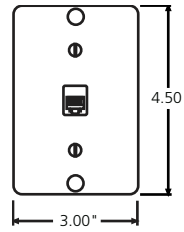


**Related Products**  
For Decora® wallplates see page **Q-9**.

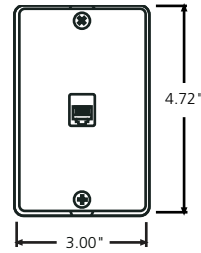
## Telephone Wall-Phone Jacks

### Features and Benefits

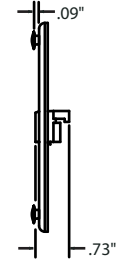
- Wall-phone jacks available in 4- or 6- conductor models
- Screw terminal or quick-connect termination options
- Quick-connect products include plastic punchdown tool



Quick-connect Wall-Phone Jack



Screw Terminal Wall-Phone Jack



Side View Wall-Phone Jack



A



B



C



D

### Wall-Phone Jack Wallplates — 110-Style

Description	White	Lt. Almond	Ivory	Stainless
<b>[A]</b> Wall-Phone Jack, 6P4C quick-connect, plastic w/metal base	40253-00W	40253-00T	40253-00I	—
<b>[B]</b> Wall-Phone Jack, 6P4C quick-connect, stainless w/metal base	—	—	—	40223-00S

### Wall-Phone Jack Wallplates — Screw Terminal

Description	White	Lt. Almond	Ivory	Stainless
<b>[C]</b> Wall-Phone Jack, 6P4C screw terminal, plastic w/metal base	40257-00W	—	—	—
<b>[D]</b> Wall-Phone Jack, 6P4C screw terminal, plastic w/plastic base	40214-00W	40214-00T	40214-00I	—
Wall-Phone Jack, 6P6C screw terminal, stainless w/metal base	—	—	—	40226-00S

**Color Choices** Wall-phone jack wallplates are offered in four colors.



White (-W)



Light Almond (-T)



Ivory (-I)

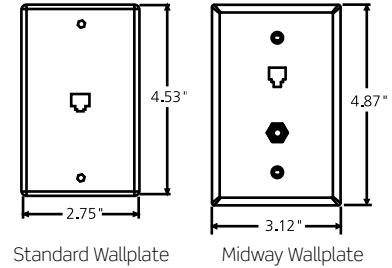


Stainless

## Telephone & Video Wallplates

### Features and Benefits

- Provide quick, at-the-wall connections for RJ-11 telephone and F-connection video applications
- High-quality ABS plastic or nylon, which provides superior resistance to impacts, chemicals, and solvents as compared to other plastics
- Midway wallplates hide irregular drywall cuts or flaws around outlets
- cULus Listed, fire-retardant material rated UL 94V-0



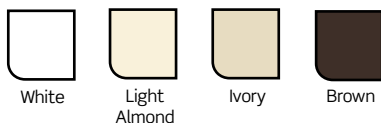
### Standard Telephone and Video Wallplates

Description	White	Lt. Almond	Ivory
<b>[A]</b> Wall Jack, 6P4C	40249-00W	40249-00T	40249-00I
<b>[B]</b> Wall Jack, 6P4C + 6P4C	40244-00W	40244-00T	40244-00I
<b>[C]</b> Wall Jack, 6P4C + F-connector	40259-00W	40259-00T	40259-00I
<b>[D]</b> Wall Jack, F-connector	80781-00W	80781-00T	80781-00I
<b>[E]</b> Wall Jack, F-connector + F-connector	80782-00W	80782-00T	80782-00I
Wall Jack, 6P6C	40238-00W	—	—
Wall Jack, 6P6C + F-connector	40258-00W	—	—

### Midway Telephone and Video Wallplates (Nylon)


Description	White	Lt. Almond	Ivory	Brown
<b>[F]</b> Wall Jack, 6P4C	40539-PMW	40539-PMT	40539-PMI	40539-PMB
<b>[G]</b> Wall Jack, 6P4C + F-connector	40539-CMW	40539-CMT	40539-CMI	40539-CMB
<b>[H]</b> Wall Jack, F-connector	40539-0MW	40539-0MT	40539-0MI	40539-0MB

**Color Choices** Telephone and video wallplates are offered in four colors.



### Duplex, Round Opening & Blank Wallplates

Standard 106-style duplex receptacle wallplates accept QuickPort™ footprint inserts with either two or four openings (see page **Q-8**). Round opening wallplates accept 110-style or screw terminal inserts (see page **Q-21**). Stainless wallplates are constructed of type 302 stainless steel.



#### Duplex Single-Gang Wallplates

Description	White	Lt. Almond	Ivory	Gray	Black	Brown	Stainless
<b>[A]</b> Duplex, standard size, urea	88003-000	78003-000	86003-000	87003-000	—	85003-000	—
Duplex, standard size, nylon	80703-00W	—	80703-00I	80703-0GY	80703-00E	80703-000	—
<b>[B]</b> Duplex, standard size, stainless	—	—	—	—	—	—	84003-040
<b>[C]</b> Duplex, midway, urea	80503-00W	80503-00T	80503-00I	—	—	80503-000	—
Duplex, midway, nylon	00PJ8-00W	00PJ8-00T	00PJ8-00I	00PJ8-0GY	00PJ8-00E	00PJ8-000	—

#### Duplex Dual-Gang Wallplates

Description	White	Lt. Almond	Ivory	Gray	Black	Brown	Stainless
<b>[D]</b> Duplex, standard size, urea	88016-000	78016-000	86016-000	87016-000	—	85016-000	—
Duplex, standard size, nylon	80716-00W	80716-00T	80716-00I	80716-0GY	80716-00E	80716-000	—
<b>[E]</b> Duplex, standard size, stainless	—	—	—	—	—	—	84016-040
<b>[F]</b> Duplex, midway, urea	80516-00W	80516-00T	80516-00I	—	—	80516-000	—
Duplex, midway, nylon	0PJ82-00W	0PJ82-00T	0PJ82-00I	0PJ82-0GY	0PJ82-00E	0PJ82-000	—

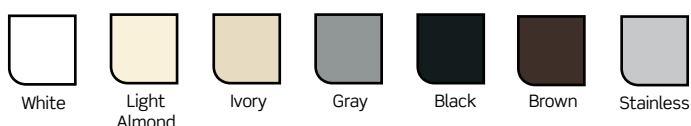
#### Round Opening Single-Gang Wallplates

Description	White	Lt. Almond	Ivory	Gray	Black	Brown	Stainless
<b>[G]</b> Round Opening, standard size, urea	88004-000	78004-000	86004-000	—	—	85004-000	—
Round Opening, standard size, nylon	80704-00W	80704-00T	80704-00I	80704-0GY	80704-00E	80704-000	—
<b>[H]</b> Round Opening, standard size, stainless	—	—	—	—	—	—	84004-040
<b>[I]</b> Round Opening, midway, urea	80504-00W	80504-00T	80504-00I	—	—	80504-000	—
Round Opening, midway, nylon	00PJ7-00W	00PJ7-00T	00PJ7-00I	—	—	—	—

#### Single- and Dual-Gang Blank Wallplates

Description	White	Lt. Almond	Ivory	Gray	Black	Brown	Stainless
<b>[J]</b> Single-Gang Blank Wallplate	88014-000	78014-000	86014-000	87014-000	—	85014-000	84014-040
<b>[K]</b> Dual-Gang Blank Wallplate	88025-000	78025-000	86025-000	87025-000	—	85025-000	84025-040

**Color Choices** Decora® wallplates are offered in a wide range of colors.

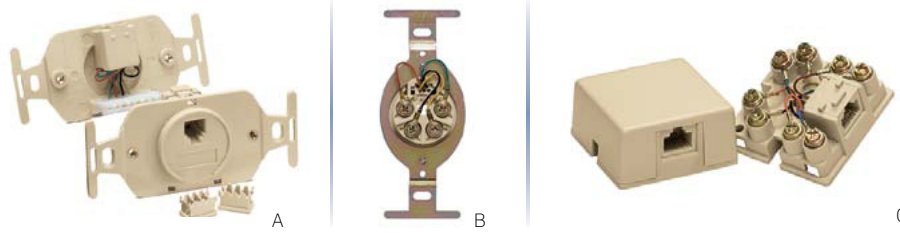


## Round Telephone Inserts & Surface-Mount Boxes

### Features and Benefits

#### Round Telephone Inserts & Surface-Mount Boxes

- Round inserts available with screw terminal or 110 terminations
- See page **Q-20** for wallplates with round openings
- Surface-mount boxes feature 4-, 6-, and 8-conductor screw terminal connections
- Shorting bar option for use with monitored home security systems



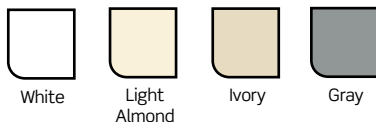
### Round Telephone Inserts

Description	Ivory
<b>[A]</b> Round Insert, 6P4C, 110 termination	41054-IDD
<b>[B]</b> Round Insert, 6P4C, screw terminal	40201-00I

### Surface-Mount Telephone Boxes

Description	White	Lt. Almond	Ivory	Gray
Surface-Mount Box, 6P4C, screw terminal	4625A-24W	—	4625A-24I	—
Surface-Mount Box, 6P6C, screw terminal	4625A-26W	—	4625A-26I	—
<b>[C]</b> Surface-Mount Box, 8P8C, screw terminal	40278-00W	40278-00T	40278-00I	40278-00G
Surface-Mount Box, 8P8C w/ shorting bar, screw terminal, RJ-31X	—	40278-SBT	40278-SBI	—

**Color Choices** Round telephone inserts and surface-mount telephone boxes are available in several colors.



#### Related Products

For wallplates with round openings **see page Q-20**.



## Cat 6A UTP and Shielded Patch Cords

All Leviton patch cords are components of a category-rated network infrastructure solution that includes jacks, patch panels, and approved Leviton partner cabling. For optimum performance and full system warranty, use a Leviton Contractor Program installer to install your Leviton components.

### Features and Benefits

#### Atlas-X1™ Cat 6A SlimLine Boot Patch Cords

- Provide exceptional alien crosstalk (AXT) suppression and EMI/RFI protection in Cat 6A channels
- Atlas-X1™ Cat 6A cord can be used for UTP or shielded installations
- Cords feature narrow-profile boot for less congestion in high-density applications
- Tested and verified to meet ANSI/TIA-568.2-D component requirements
- Strain-relief boot ensures long-term network performance
- Snagless design prevents tab breakage
- Ergonomic release tab allows for quick and easy connections and disconnects
- Outside diameter of .240 inches is easier to manage
- Supports Power over Ethernet (PoE) — see specification sheet for full PoE capabilities

#### eXtreme™ Cat 6A Standard Patch Cords

- Strain-relief boot ensures long-term network performance
- Snagless design prevents tab breakage
- Provide exceptional alien crosstalk (AXT) suppression and EMI/RFI protection in Cat 6A channels
- Tested and verified to meet ANSI/TIA-568.2-D channel requirements
- Color-matched cords and boots
- Low-Smoke Zero-Halogen (LSZH) cords available
- Cat 6A standard patch cords use the same cord for UTP or shielded installations
- Supports Power over Ethernet (PoE) — see specification sheet for full PoE capabilities



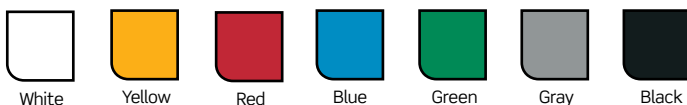
[A] Atlas-X1™ Cat 6A Component-Rated SlimLine Boot Patch Cord, CMR

Description	White	Yellow	Red	Blue	Green	Gray	Black
3-Foot Patch Cord	6AS10-03W	6AS10-03Y	6AS10-03R	6AS10-03L	6AS10-03G	6AS10-03S	6AS10-03E
5-Foot Patch Cord	6AS10-05W	6AS10-05Y	6AS10-05R	6AS10-05L	6AS10-05G	6AS10-05S	6AS10-05E
7-Foot Patch Cord	6AS10-07W	6AS10-07Y	6AS10-07R	6AS10-07L	6AS10-07G	6AS10-07S	6AS10-07E
10-Foot Patch Cord	6AS10-10W	6AS10-10Y	6AS10-10R	6AS10-10L	6AS10-10G	6AS10-10S	6AS10-10E
15-Foot Patch Cord	6AS10-15W	6AS10-15Y	6AS10-15R	6AS10-15L	6AS10-15G	6AS10-15S	6AS10-15E
20-Foot Patch Cord	6AS10-20W	6AS10-20Y	6AS10-20R	6AS10-20L	6AS10-20G	6AS10-20S	6AS10-20E

### Cat 6A UTP Patch Cords

Description	Cat. No.
[B] eXtreme™ Cat 6A Channel-Rated Standard Patch Cord, snagless boot, CM (PVC)	6210G-xx~
[C] Cat 6A Snagless Channel-Rated Patch Cord, LSZH	6AZ10-++°

**Color Choices** Copper patch cords are offered in a wide range of colors. To order colors, add suffix to Cat. No.



xx = Length in feet  
 ~ = Color: White (W), Red (R), Blue (L), Gray (S)  
 ++ = Color: White (WH), Blue (BL), Gray (GY)  
 ° = Length in meters  
 All Leviton Cat 6A patch cords are RoHS Compliant.

Additional custom lengths available, for assistance please call Tech Support at 800.824.3005 or visit [leviton.com/MTOCords](http://leviton.com/MTOCords)

Continued on next page

Continued from previous page

## Cat 6 UTP and Shielded Patch Cords

### Features and Benefits

#### Cat 6 SlimLine Boot UTP & Shielded Patch Cords

- Tested and verified to meet ANSI/TIA-568.2-D component requirements
- Narrow-profile boot reduces congestion in high-density applications
- Strain-relief boot ensures long-term network performance
- Snagless boot design prevents tab breakage
- Ergonomic release tab allows for quick and easy connections and disconnects
- Atlas-X1™ shielded patch cord provides exceptional EMI/RFI protection
- Supports Power over Ethernet (PoE) — see specification sheet for full PoE capabilities

#### Cat 6 Standard UTP & Shielded Patch Cords

- Standard and LSZH cords are tested and verified to meet ANSI/TIA-568.2-D channel requirements
- Matching color cords and boots
- Strain-relief boot ensures long-term network performance
- Supports Power over Ethernet (PoE) — see specification sheet for full PoE capabilities



A



B



C

#### [A] eXtreme™ Cat 6 Component-Rated SlimLine Boot Patch Cord, CM (PVC)

Description	White	Yellow	Red	Blue	Green	Gray	Black
3-Foot Patch Cord	6D460-03W	6D460-03Y	6D460-03R	6D460-03L	6D460-03G	6D460-03S	6D460-03E
5-Foot Patch Cord	6D460-05W	6D460-05Y	6D460-05R	6D460-05L	6D460-05G	6D460-05S	6D460-05E
7-Foot Patch Cord	6D460-07W	6D460-07Y	6D460-07R	6D460-07L	6D460-07G	6D460-07S	6D460-07E
10-Foot Patch Cord	6D460-10W	6D460-10Y	6D460-10R	6D460-10L	6D460-10G	6D460-10S	6D460-10E
15-Foot Patch Cord	6D460-15W	6D460-15Y	6D460-15R	6D460-15L	6D460-15G	6D460-15S	6D460-15E
20-Foot Patch Cord	6D460-20W	6D460-20Y	6D460-20R	6D460-20L	6D460-20G	6D460-20S	6D460-20E

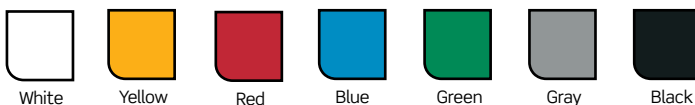
#### [B] eXtreme™ Cat 6 Channel-Rated Standard Patch Cord, Snagless Boot, CM (PVC)

Description	White	Yellow	Red	Blue	Green	Gray	Black
3-Foot Patch Cord	62460-03W	62460-03Y	62460-03R	62460-03L	62460-03G	62460-03S	62460-03E
5-Foot Patch Cord	62460-05W	62460-05Y	62460-05R	62460-05L	62460-05G	62460-05S	62460-05E
7-Foot Patch Cord	62460-07W	62460-07Y	62460-07R	62460-07L	62460-07G	62460-07S	62460-07E
10-Foot Patch Cord	62460-10W	62460-10Y	62460-10R	62460-10L	62460-10G	62460-10S	62460-10E
15-Foot Patch Cord	62460-15W	62460-15Y	62460-15R	62460-15L	62460-15G	62460-15S	62460-15E
20-Foot Patch Cord	62460-20W	62460-20Y	62460-20R	62460-20L	62460-20G	62460-20S	62460-20E

#### Atlas-X1™ Cat 6 UTP & Shielded Patch Cords

Description	Cat. No.
Atlas-X1™ Cat 6 UTP Component-Rated SlimLine Boot Patch Cord, CM (PVC) (Country of Origin: USA)	6D560-xx~
[C] Atlas-X1™ Cat 6 Shielded SlimLine Boot Patch Cord, CM (PVC), gray	6S560-xxS

**Color Choices** Copper patch cords are offered in a wide range of colors. To order colors, add suffix to Cat. No.



xx = Length in feet  
 ~ = Color: White (W), Red (R), Blue (L), Gray (S)  
 ++ = Color: White (WH), Blue (BL), Gray (GY)  
 ° = Length in meters  
 All Leviton Cat 6 patch cords are RoHS Compliant.



Additional custom lengths available, for assistance please call Tech Support at 800.824.3005 or visit [leviton.com/MTOCords](http://leviton.com/MTOCords)

## Cat 6 High-Flex & Cat 5e UTP & Shielded Patch Cords

### Features and Benefits

#### eXtreme™ High-Flex Cat 6 Patch Cords

- Bend radius is a narrow 0.60 inches, versus 1.0 inch for typical Cat 6 patch cords
- Snagless plug design with integrated strain-relief boot
- Dual-rated cable jacket (CM/LSZH)
- Tested and verified to meet ANSI/TIA-568-2.D component requirements
- Supports Power over Ethernet (PoE) — see specification sheet for full PoE capabilities

#### Cat 5e Standard UTP Patch Cords

- Matching color cords and boots
- Supports Power over Ethernet (PoE) — see specification sheet for full PoE capabilities

#### Cat 5e SlimLine Boot UTP Patch Cords

- Narrow-profile boot reduces congestion in high-density applications
- Supports Power over Ethernet (PoE) — see specification sheet for full PoE capabilities




### eXtreme Cat 6 High-Flex Patch Cord

Description	White	Yellow	Red	Blue	Green	Gray	Black
<b>[A]</b> 0.5-Foot Patch Cord	6H460-61W	6H460-61Y	—	6H460-61L	—	6H460-61S	—
1-Foot Patch Cord	6H460-01W	6H460-01Y	6H460-01R	6H460-01L	6H460-01G	6H460-01S	6H460-01E
2-Foot Patch Cord	6H460-02W	6H460-02Y	6H460-02R	6H460-02L	6H460-02G	6H460-02S	6H460-02E
3-Foot Patch Cord	6H460-03W	6H460-03Y	6H460-03R	6H460-03L	6H460-03G	6H460-03S	6H460-03E
4-Foot Patch Cord	6H460-04W	6H460-04Y	6H460-04R	6H460-04L	6H460-01G	6H460-04S	6H460-04E
5-Foot Patch Cord	6H460-05W	6H460-05Y	6H460-05R	6H460-05L	6H460-05G	6H460-05S	6H460-05E
6-Foot Patch Cord	6H460-06W	6H460-06Y	6H460-06R	6H460-06L	6H460-06G	6H460-06S	6H460-06E
7-Foot Patch Cord	6H460-07W	6H460-07Y	6H460-07R	6H460-07L	6H460-07G	6H460-07S	6H460-07E
8-Foot Patch Cord	6H460-08W	6H460-08Y	6H460-08R	6H460-08L	6H460-08G	6H460-08S	6H460-08E
9-Foot Patch Cord	6H460-09W	6H460-09Y	6H460-09R	6H460-09L	6H460-09G	6H460-09S	6H460-09E
10-Foot Patch Cord	6H460-10W	6H460-10Y	6H460-10R	6H460-10L	6H460-10G	6H460-10S	6H460-10E
11-Foot Patch Cord	6H460-11W	6H460-11Y	6H460-11R	6H460-11L	6H460-11G	6H460-11S	6H460-11E
12-Foot Patch Cord	6H460-12W	6H460-12Y	6H460-12R	6H460-12L	6H460-12G	6H460-12S	6H460-12E
13-Foot Patch Cord	6H460-13W	6H460-13Y	6H460-13R	6H460-13L	6H460-13G	6H460-13S	6H460-13E
14-Foot Patch Cord	6H460-14W	6H460-14Y	6H460-14R	6H460-14L	6H460-14G	6H460-14S	6H460-14E
15-Foot Patch Cord	6H460-15W	6H460-15Y	6H460-15R	6H460-15L	6H460-15G	6H460-15S	6H460-15E
16-Foot Patch Cord	6H460-16W	6H460-16Y	6H460-16R	6H460-16L	6H460-16G	6H460-16S	6H460-16E
17-Foot Patch Cord	6H460-17W	6H460-17Y	6H460-17R	6H460-17L	6H460-17G	6H460-17S	6H460-17E
18-Foot Patch Cord	6H460-18W	6H460-18Y	6H460-18R	6H460-18L	6H460-18G	6H460-18S	6H460-18E
19-Foot Patch Cord	6H460-19W	6H460-19Y	6H460-19R	6H460-19L	6H460-19G	6H460-19S	6H460-19E
20-Foot Patch Cord	6H460-20W	6H460-20Y	6H460-20R	6H460-20L	6H460-20G	6H460-20S	6H460-20E

### Cat 5e UTP and Shielded Component-Rated SlimLine Boot Patch Cords

Description	Cat. No.
Atlas-X1™ Cat 5e UTP Component-Rated SlimLine Boot Patch Cord, CM (PVC) (Country of Origin: USA)	5D560-xx*
<b>[B]</b> eXtreme™ Cat 5e UTP Component-Rated SlimLine Boot Patch Cord, CM (PVC)	5D460-xx*
GigaMax™ Cat 5e UTP Channel-Rated Standard Patch Cord, CM (PVC)	5G460-xx*

**Color Choices** Copper patch cords are offered in a wide range of colors. To order colors, add suffix to Cat. No.



xx = Length in feet  
 \* = Color: White (W), Yellow (Y), Blue (L), Green (G), Gray (S)  
 All Leviton Cat 5e and Cat 6 patch cords are RoHS Compliant.



Additional custom lengths available, for assistance please call Tech Support at 800.824.3005 or visit [leviton.com/MTOCords](http://leviton.com/MTOCords)

## Secure RJ System

### Features and Benefits

- Compatible with industry-standard RJ ports in most network equipment, devices, patch panels, and work area outlets
- Same-color extraction tool disengages color-matched patch cords and port blockers
- Transparent housing allows color coding without blocking visibility to Link/Status LEDs on electronic equipment
- Port blocker prevents unauthorized network connection and protects open, unused ports
- Cat 6A and Cat 6 Secure RJ Patch Cord options available



A



B



White (-W)

Yellow (-Y)

Orange (-O)

Red (-R)

Blue (-L)

Green (-G)

Purple (-P)

Black (-B)

C

### Secure RJ System

Description	Cat. No.
<b>[A]</b> Cat 6 SlimLine Boot Patch Cord, with Secure RJ housing on both ends	SRJ6 <sup>+</sup> -xx*
<b>[B]</b> Secure RJ Port Blocker, pack of 12	SRJPB-00 <sup>+</sup>
<b>[C]</b> Secure RJ Extraction Tool, pack of 1	SRJET-00 <sup>+</sup>



xx = Length: (05), (10), or (20) feet. Minimum orders and extended lead time may apply. Contact Inside Sales at 800.722.2082 for more details.

<sup>+</sup> = Patch cord housing, port blocker, and extraction tool colors:

Choose from the transparent colors shown in (C) above.

\* = Patch cord jacket colors: White (W), Yellow (Y), Red (R), Blue (L), Green (G), Gray (S), Black (E)

### Make-to-Order!

#### SECURE RJ PATCH CORD OPTIONS

CATEGORY	CABLE RATING	CABLE COLOR	CABLE LENGTH	SECURE HOUSING COLOR	SECURE HOUSING PLACEMENT
Cat 6A FTP	CM (PVC)	White, Yellow, Red, Blue, Green, Gray, Black	3-72 feet	White, Yellow, Red, Blue, Green, Purple, Black, Orange	Both Ends or One End
Cat 6 UTP	CM (PVC)	White, Yellow, Red, Blue, Green, Gray, Black	1-72 feet	White, Yellow, Red, Blue, Green, Purple, Black, Orange	Both Ends or One End

All patch cords utilize stranded cable

## Pre-Terminated Copper Trunks

### Features and Benefits

- Custom configured for length, connector type, and more
- Fast and easy installation with reduced labor costs
- 100% factory tested, with test results available
- Cat 6A trunks all use component-rated connectors, which provide guaranteed performance in short lengths
- Atlas-X1™ pre-terminated copper trunks provide the option of having connectors with shutters and/or icons
- Customized breakout length from braided sleeve improves installation flexibility and appearance
- Optional pulling eye protects jacks and eases installation
- Pre-terminated assemblies are eligible for limited lifetime product, system, and performance warranties
- Noise-Canceling Helix Technology (NcHT) cable available for Cat 6A assemblies to reduce bundle size and improve alien crosstalk (AXT) suppression
- Braided sleeve colors come in white for riser environments and black for plenum or LSHF/LSZH



UTP jack to plug



e2XHD copper cassettes are available either on pre-terminated trunks or as empty cassettes. They work exclusively with e2XHD panels.

### Make-to-Order! PRE-TERMINATED COPPER TRUNK OPTIONS

CABLE TYPE	CABLE RATING	# OF CABLES	CABLE LENGTH	CABLE COLOR*	INDIVIDUAL JACK COLOR	TERMINATION OPTIONS
Cat 6A UTP	CMP, CMR, LSHF/LSZH	2-12	10-295 ft (3-90 m)	Blue	White, Light Almond, Ivory, Yellow, Orange, Crimson, Purple, Blue, Green, Gray, Black, Brown	Jack, Plug, Open
Cat 6A XTP^ UTP						
Cat 6A FTP	CMP, CMR			Gray	Black*	Jack, Open
Cat 6 UTP	CMP, CMR, LSHF/LSZH		6-295 ft (2-90 m)	Blue	White, Light Almond, Ivory, Yellow, Orange, Crimson, Purple, Blue, Green, Gray, Black, Brown	Jack, Plug, Open
Cat 5e UTP	CMP, CMR					

### Make-to-Order! e2XHD COPPER TRUNK ASSEMBLY OPTIONS

CABLE TYPE	CABLE RATING	# OF CABLES	CABLE LENGTH	CABLE COLOR*	INDIVIDUAL JACK COLOR & CASSETTE JACK COLOR	TERMINATION OPTIONS
Cat 6A UTP	CMP, CMR, LSHF/LSZH	6	10-295 ft (3-90 m)	Blue	White, Light Almond, Ivory, Yellow, Orange, Crimson, Purple, Blue, Green, Gray, Black, Brown	Jack, Plug, Open, Cassette
Cat 6A XTP^ UTP						
Cat 6A FTP	CMP, CMR			Gray		
Cat 6 UTP	CMP, CMR, LSHF/LSZH		6-295 ft (2-90 m)	Blue		

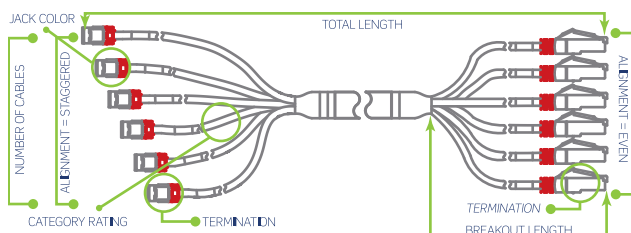
\* = Additional cable and shielded jack colors are available, but may require additional lead-time. Contact Inside Sales at (800) 722 2082 for more details.

^ = Noise-Canceling XTP Technology  
Available with Atlas-X1™ or eXtreme™ Jacks.  
All trunks utilize solid conductor cable.

### Breakout and Alignment Options

Choose from five different alignments, or contact Tech Support at 800.824.3005 to discuss options.

e2XHD Copper Trunks will always have an even alignment on the cassette end(s). Different minimum breakout lengths apply.



	MINIMUM BREAKOUT LENGTHS	ALIGNMENT OPTIONS
Copper Trunks	<ul style="list-style-type: none"> <li>• 12 cables = 24" minimum</li> <li>• 8 cables = 20" minimum</li> <li>• 6 cables = 18" minimum</li> </ul>	<ul style="list-style-type: none"> <li>• Even</li> <li>• Stagger cable 1 shortest</li> <li>• Stagger cable 1 longest</li> <li>• Stagger cable 1 &amp; 2 shortest (plug)</li> <li>• Stagger cable 1 &amp; 2 longest (plug)</li> </ul>
e2XHD Copper Trunks	<ul style="list-style-type: none"> <li>• Cat 6 = 6" minimum</li> <li>• Cat 6A = 24" minimum</li> </ul>	<ul style="list-style-type: none"> <li>• Even</li> </ul>



Flat 48-Port

### e2XHD Snap-In Cassette Patch Panels ► Q-33

These high-density panels are designed for data center applications where fast single-click deployment and simple maintenance is important. They accept both fiber and copper e2XHD snap-in cassettes in the same panel.

Available Styles: Flat | Angled



Flat 48-Port

### Flat Composite Patch Panels ► Q-29

Leviton Composite panels have the same profile as standard metal panels, but feature polymer composite construction. Customizable faces are ideal for data centers, telecommunication rooms, and other showroom-style environments.

Available Styles: 110-Style | QuickPort™



Flat 48-Port

### Flat Patch Panels ► Q-28, Q-30

Traditional, flat profile works well in almost any application. Most flat panels include rear cable management bars.



Die-Cast High-Density 48-Port

Available Styles: 110-Style | QuickPort™ | Shielded



Angled 48-Port

### Angled Patch Panels ► Q-31

Recommended for use in racks to optimize patch cord management and rack space utilization.

Available Styles: 110-Style | QuickPort™ | Shielded



Recessed-Flat 24-Port

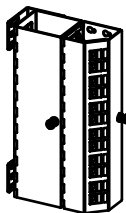


Recessed-Angled 48-Port

### Recessed & Recessed-Angled Patch Panels ► Q-32

Designed primarily for data center cabinet applications, recessed-flat and recessed-angled panels are ideal where a low-profile appearance and minimal depth in front of the panel is required.

Available Styles: QuickPort™

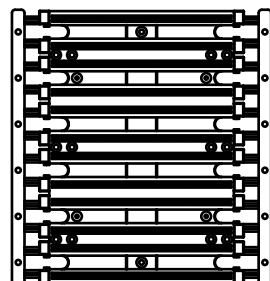


VertiGO™ Zero-U

### Zero-U Patch Panels ► Q-34

VertiGO™ panels are recommended for use in data center cabinets, or for any application that needs connectivity outside of the traditional 19-inch rack space. Vertical channel models provide cable routing and protection.

Available Styles: QuickPort™ | SDX



Cross-Connect 110-Style Wiring Block

### Cross-Connect ► Q-36 to Q-40

Dependable, flexible, and cost effective, Leviton 110-style and 66-block cross-connect products are ideal for telecommunications rooms and distribution frames. 110-style wiring blocks are available in Cat 6A, 6, and 5e, and can be mounted to the wall or plywood backboard. Rack-mount solutions are also available.

Available Styles: Cat 6A | Cat 6 | Cat 5e



## Flat 110-Style Component-Rated UTP Panels

### Features and Benefits

- 1RU 12- or 24-port, 2RU 48-port, and 4RU 96-port configurations
- 6-port RJ-45 modules on front, and 110-style punchdowns on rear
- Includes color codes for T568A and T568B wiring schemes
- Cat 5e and 6 include 25-pair wiring schemes
- Silk-screened port numbers and paper label holders included
- Select panels include patented magnifying lens label holders for easy reading
- Patented Retention Force Technology™ (RFT) protects against tine damage from 4- or 6-pin plugs, saves on costly repairs, and increases system longevity



A



B



C



D



E

### Flat 110-Style Patch Panels and Patch Block

Description	Cat 6A	Cat 6	Cat 5e
1RU 12-Port Flat 110-Style Panel	—	69586-U12	5G596-U12
1RU 24-Port Flat 110-Style Panel	—	<b>[B]</b> 69586-U24	5G596-U24
1RU 24-Port Flat 110-Style Patch Panel, magnifying lens label holder	<b>[A]</b> 6A586-U24	69586-L24	5G596-L24
2RU 48-Port Flat 110-Style Panel	—	<b>[C]</b> 69586-U48	5G596-U48
2RU 48-Port Flat 110-Style Patch Panel, magnifying lens label holder	6A586-U48	69586-L48	5G596-L48
2RU 48-Port Flat 110-Style Panel, central labeling	—	<b>[D]</b> 69586-C48	5G596-C48
4RU 96-Port Flat 110-Style Panel	—	69586-U96	5G596-U96
12-Port 110-Style Patch Block, 89D bracket	—	<b>[E]</b> 69586-U89	5G596-U89


All Leviton Cat 6A/6/5e Patch Panels are RoHS Compliant

### SPOTLIGHT

#### New Cable Management Clip

Manage up to 24 individual cables with the new, easy-to-install Cable Management Clip. The user-focused design is engineered to speed deployment, quickly snapping onto Leviton cable management bars without any tools to streamline installation and maintenance.

The cable management clip is compatible with flat and recessed QuickPort™ and 110-style panels, with no cable ties or wraps required. The result is easier, neater, more efficient network management, with improved density for larger diameter cables and discrete cable retention at the rear of the patch panels.



## Flat Composite UTP 110-Style and QuickPort™ Patch Panels

### Features and Benefits

- 10 percent stronger than standard 16-gauge metal patch panels, providing added support during termination of 110-style panels
- Panel face can be customized to feature any design, color, or logo
- Patch cord managers prevent cables from obstructing view of port numbers
- Clear label holders create a window to easily view port numbers and custom designs
- Patented Retention Force Technology™ (RFT) protects against tine damage from 4- or 6-pin plugs, saves on costly repairs, and increases system longevity



A



B



C



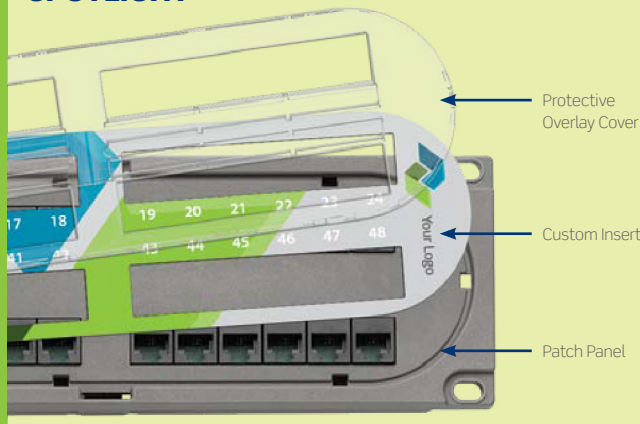
Customize composite patch panels with any design, color, or logo. To learn more visit [leviton.com/compositepanel](http://leviton.com/compositepanel).

### Flat Composite 110-Style and QuickPort™ Patch Panels

Description	Cat 6	Cat 5e	Empty
2RU 48-Port Flat Composite 110-Style Panel	[A] C1686-U48	C1586-U48	—
2RU 48-Port Flat Composite QuickPort™ Panel	—	—	[B] C1255-H48
2RU Blank Panel/Cable Manager	—	—	[C] C1253-2CM

All Leviton Cat 6A/6/5e Patch Panels are RoHS Compliant

### SPOTLIGHT



### Composite Patch Panels

**Composite Patch Panels combine strength and durability** with a unique style and customizable faces, providing a uniform look when installed with 2000i SDX Fiber Enclosures and Versi-Duct™ Cable Managers.

- Under applied force tests, the panel was 10% stronger than standard 16-gauge metal patch panels
- Panels come kitted with two patch cord managers which attach directly to the panel face, saving up to 50% rack or cabinet space and reducing obstruction of center label
- Clear label holders create a window to easily view centralized port numbers and custom designs

## Flat Metal QuickPort™ Patch Panels

The QuickPort™ system, Leviton's exclusive set of mix-and-match panels, jacks, wallplates, and surface-mount boxes, allows you to create the perfect mix of voice, data, video, and audio, all in a single panel.


### Features and Benefits

#### Flat UTP QuickPort™ Patch Panels

- Standard-density 24- and 48-port panels are available with white blocks or patented magnifying lens label holder
- Silk-screened port numbers on panel front
- High-density 1RU 48-port and 2RU 72-port options maximize rack space and reduce costs in high-density applications
- 1RU 48-port panel available in standard (stamped) or patented robust die-cast aluminum

#### Atlas-X1™ Flat Shielded QuickPort™ Patch Panels

- Shielding protects against electromagnetic interference (EMI) and radio frequency interference (RFI), and provides excellent alien crosstalk (AXT) suppression
- Includes appropriate grounding hardware
- High-density 1RU 48-port option maximizes rack space and reduces costs in high-density applications



### Flat QuickPort™ Patch Panels, Patch Blocks, and Accessories

Description		Cat 6A	Cat 6	Cat 5e	Empty
1RU 24-Port Flat QuickPort™ Patch Panel	<b>[A]</b>	6910G-U24	69270-U24	5G270-U24	49255-H24
1RU 48-Port Flat High-Density QuickPort™ Patch Panel, cable management bar sold separately		—	—	—	<b>[B]</b> 49255-Q48 <sup>^</sup>
1RU 48-Port Flat High-Density Die-Cast QuickPort™ Patch Panel		—	—	—	49255-D48*
2RU 48-Port Flat QuickPort™ Patch Panel		6910G-U48	69270-U48	5G270-U48	49255-H48
2RU 72-Port Flat QuickPort™ Patch Panel		—	—	—	<b>[C]</b> 49255-D72
1RU 24-Port Flat QuickPort™ Patch Panel, magnifying lens holder		—	—	—	<b>[D]</b> 49255-L24
2RU 48-Port Flat QuickPort™ Patch Panel, magnifying lens holder		—	—	—	<b>[E]</b> 49255-L48
12-Port QuickPort™ Patch Block, mounting bracket (item H above) sold separately, 10" H x 2.375" W		—	—	—	<b>[G]</b> 49255-Q89
12-Port QuickPort™ Patch Block, extra deep, mounting bracket included, 10" H x 2.375" W		—	—	—	47689-0QP
QuickPort™ Patch Block 89D Mounting Bracket (mounts to item G)		—	—	—	<b>[H]</b> 40089-00D

### Atlas-X1™ Flat Shielded Patch Panels

Description		Cat 6A	Cat 6	Cat 5e	Empty
1RU 24-Port Flat Shielded QuickPort™ Patch Panel		—	—	—	4S255-S24
1RU 48-Port Flat Shielded QuickPort™ Patch Panel		—	—	—	<b>[F]</b> 4S255-D48
2RU 48-Port Flat Shielded QuickPort™ Patch Panel		—	—	—	4S255-S48

<sup>^</sup> = Cable management bar sold separately.

\* = 49005-DMB high-density cable management bar included.

Cat 6A/6/5e patch panels are kitted with black 6110G, 61110, or 5G110 jacks. QuickPort™ Jacks are available on pages **Q-2 to Q-4**

### Angled UTP 110-Style and QuickPort™ Patch Panels

Angled patch panels are ideal for 19-inch rack applications, offering easy termination and improved patch cord routing. For cabinet applications, recessed-angled panels are recommended to meet minimal front depth requirements.

#### Features and Benefits

##### Angled UTP 110-Style & QuickPort™ Patch Panels

- Angled design conserves rack space by routing patch cords directly into vertical cable management
- Angled design facilitates proper bend radius and simplifies termination
- 110-style angled panels include a snap-in plastic label holder and card stock labels
- QuickPort™ angled panels include white write-on blocks
- Cat 6A panels include patented magnifying lens label holders for easy reading

##### Atlas-X1™ Angled Shielded QuickPort™ Patch Panels

- Shielding protects against electromagnetic interference (EMI) and radio frequency interference (RFI), and provides excellent alien crosstalk (AXT) suppression
- Include appropriate grounding hardware
- High-density 1RU 48-port option maximizes rack space and reduces costs in high-density applications



A



B



C



D

#### Angled Patch Panels

Description	Cat 6A	Cat 6	Cat 5e	Empty
1RU 24-Port Angled 110-Style Patch Panel	—	69587-U24	5G597-U24	—
1RU 24-Port Angled 110-Style Patch Panel, magnifying lens holder	6A587-U24	69587-L24	5G597-L24	—
2RU 48-Port Angled 110-Style Patch Panel	—	<b>[A]</b> 69587-U48	5G597-U48	—
2RU 48-Port Angled 110-Style Patch Panel, magnifying lens holder	6A587-U48	69587-L48	5G597-L48	—
1RU 24-Port Angled QuickPort™ Patch Panel	—	—	—	49256-H24
1RU 24-Port Angled QuickPort™ Patch Panel, magnifying lens holder	—	—	—	49256-L24
2RU 48-Port Angled QuickPort™ Patch Panel	—	—	—	49256-H48
2RU 48-Port Angled QuickPort™ Patch Panel, magnifying lens holder	—	—	—	49256-L48
2RU 72-Port Angled QuickPort™ Patch Panel	—	—	—	49256-D72
1RU 48-Port Angled High-Density QuickPort™ Patch Panel	—	—	—	<b>[B]</b> 49256-D48

#### Atlas-X1™ Angled Shielded Patch Panels

Description	Cat 6A	Cat 6	Cat 5e	Empty
1RU 24-Port Angled Shielded QuickPort™ Panel	—	—	—	4S256-S24
1RU 48-Port Angled Shielded QuickPort™ Panel	—	—	—	<b>[C]</b> 4S256-D48
2RU 48-Port Angled Shielded QuickPort™ Panel	—	—	—	<b>[D]</b> 4S256-S48

QuickPort™ Jacks are available on pages **Q-2 to Q-4**



#### Related Products

For QuickPort™ Jacks **see pages Q-2 to Q-4.**

## Recessed-Flat QuickPort™ Panels

Recessed-flat patch panels are a great option for rack and cabinet installations with minimal front depth, and where rear cabinet doors are in close proximity to the back rail.

### Features and Benefits

- 3-inch recessed design allows improved access and maintains proper cable bend radius
- All recessed-flat panels include a screwless cable management bar that fastens directly to the back of the panel



A



B

### Recessed-Flat QuickPort™ Patch Panels

Description	Empty
1RU 24-Port QuickPort™ Recessed-Flat Panel	<b>[A]</b> 49255-R24

All Leviton Cat 6A/6/5e Patch Panels are RoHS Compliant

## Recessed-Angled QuickPort™ Panels

### Features and Benefits

- Conserves rack space by routing patch cords directly into vertical cable management
- Unique dual-angled design greatly improves punchdown accessibility

### Recessed-Angled QuickPort™ Patch Panels


Description	Empty
1RU 24-Port QuickPort™ Recessed-Angled Panel	<b>[B]</b> 4W256-H24
2RU 48-Port QuickPort™ Recessed-Angled Panel	4W256-H48

### SPOTLIGHT

#### New Cable Management Clip

Manage up to 24 individual cables with the new, easy-to-install Cable Management Clip. The user-focused design is engineered to speed deployment, quickly snapping onto Leviton cable management bars without any tools to streamline installation and maintenance.

The cable management clip is compatible with flat and recessed QuickPort™ and 110-style panels, with no cable ties or wraps required. The result is easier, neater, more efficient network management, with improved density for larger diameter cables and discrete cable retention at the rear of the patch panels.



**Related Products**  
For QuickPort™ Jacks see pages Q-2 to Q-4.




## e2XHD Snap-In Cassette Patching System

The e2XHD Snap-In Cassette Patching System includes 1RU and 4RU panels, copper and fiber snap-in cassettes, and accessories for additional cable protection and management. The e2XHD cassettes quickly snap in and pull out of the high-density angled panel, making installation, moves, adds, and changes easier than ever.

### Features and Benefits

- Panels allow a mix-and-match of Leviton fiber and copper UTP snap-in cassettes
- Cassettes are available empty or on pre-terminated trunks (see [leviton.com/configurator](http://leviton.com/configurator))
- Jacks easily snap into cassette after termination
- System accessories include rear cable managers, blank cassette inserts for unused cassette openings, and a cover for the angled panel, minimizing dust or debris



### e2XHD UTP Snap-In Cassette Patching System

Description	Cat. No.
<b>[A]</b> 1RU 48-Port e2XHD Angled High-Density Panel	E2X1A-S48
<b>[B]</b> 1RU 48-Port e2XHD Flat High-Density Panel	E2X1F-S48
e2XHD Rear Cable Manager for Angled Panel, with fiber storage rings (four quarter-round rings)	E2XHD-CMB
<b>[C]</b> e2XHD Rear Cable Manager for Flat Panel, with fiber storage rings (four quarter-round rings)	E2X1F-CMB
<b>[D]</b> e2XHD Angled Panel Cover	E2XHD-COV
<b>[G]</b> e2XHD Cassette Blank	E2XHD-BLK
<b>[E]</b> 6-port e2XHD Cassette, empty*	E2XHD-BRK
<b>[F]</b> e2XHD Copper Cassette, terminated to trunk cable	Configure online at <a href="http://leviton.com/e2XHD">leviton.com/e2XHD</a>
<b>[H]</b> QuickPort™ Jack Removal Tool	E2XHD-JRT
<b>[I]</b> e2XHD Label Kit (4 pack)*	E2XHD-LBL

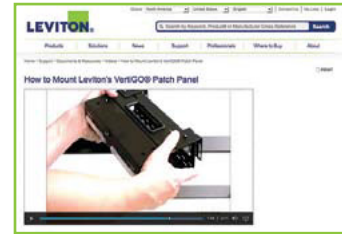
\* = QuickPort™ Jacks sold separately  
 + = Label kit occupies one row of panel.



## VertiGo™ Zero-U QuickPort™ UTP and SDX

### Features and Benefits

- Zero-U panels can be mounted to a ladder tray, wire basket, under a raised floor, or onto modular furniture
- QuickPort™ or SDX-style openings for copper and fiber installations
- Low-profile design fully covers connections
- Improves cabinet center airflow by routing rear cable along outer edges
- Styles with 3- and 6-inch channels provide additional cable management space
- Hinged doors provide easy access to termination field
- Patented magnifying lens label holders facilitate easy reading



Watch the training video at [leviton.com/ns/videos](http://leviton.com/ns/videos): "How to Mount Leviton's VertiGo™ Patch Panel."

### VertiGo™ Zero-U Patch Panels

Description	Empty
<b>[A]</b> 12-Port QuickPort™ VertiGo™ Panel, panel only	49280-QP0
<b>[B]</b> 12-Port QuickPort™ VertiGo™ Panel, 3" channel	49280-QP3
<b>[C]</b> SDX Adapter Plate VertiGo™ Panel, panel only	49280-AP0
<b>[D]</b> SDX Adapter Plate VertiGo™ Panel, 3" channel	49280-AP3

Contact Inside Sales at 800.722.2082 for custom VertiGo™ configurations. Channel not available separately.



### SPOTLIGHT

#### VertiGo™ Zero-U Patch Panels > Unparalleled Flexibility

*Patented VertiGo™ Zero-U Patch Panels offer unprecedented versatility for a wide range of installations. In data centers where left- or right-side cabinet installation is ideal, VertiGo™ can share mounting hardware with servers or other existing equipment. Where traditional cabinet space is lacking, VertiGo™ can be mounted to a ladder tray, wire basket, directly to the wall, under a raised floor, or even onto modular furniture.*

*VertiGo™ addresses three major data center issues: density, cooling, and appearance. Mounting vertically along a back cabinet rail allows more terminations than would otherwise be possible. Cables can be routed along the cabinet outer edges to improve airflow. The low-profile design fully covers the connections, providing the clean look data center managers seek.*



#### Related Products


For QuickPort™ Jacks **see pages Q-2 to Q-4**.  
For Opt-X™ SDX adapter plates **see pages Q-61 to Q-62**.

## Voice Grade Panels and Labeling Solutions

### Features and Benefits

#### Voice Grade Panels

- 110-style or female 25-pair configurations
- Unique label delineates 1-, 2-, 4-, or 25-pair termination options
- 25th pair (violet/slate) is not used in 25-pair style panels
- 8P8C panel supports 10/100BASE-T applications
- Features 25-pair female Amphenol™ RJ-21X jacks




A-C

### RJ-21X Connectors Per Panel

#### Telco and Voice Grade Panels

Cat. No.	24-Port	48-Port
49012	1	2
49014	2	4
49018	4	8



D

### Voice Grade Patch Panels

Description	1RU 24-Port	2RU 48-Port
8P4C Panel, 110 termination, 2 wire-pairs per port	[A] 49013-P24	[D] 49013-P48
8P4C Panel, two 25-pair connectors per 24 ports, 2 wire-pairs per port	49014-J24	[B] 49014-J48
8P2C Panel, one 25-pair connector per 24 ports, 1 wire-pair per port	49012-J24	49012-J48
8P8C Panel, one 25-pair connector per 6 ports (supports 10/100BASE-T), 4 wire-pairs per port	[C] 49018-J24	49018-J48

## Patch Panel Labeling Solutions

### Features and Benefits

- Universal/110-style labeling kits for 12-, 24-, 48-, and 96-port panels
- QuickPort™ kits available for 24- and 48-port panels
- Label holders include adhesive backing



E



F



G

### Patch Panel Labeling Solutions

Description	Cat. No.
[E] Adhesive Holder and Labels Kit for QuickPort™ Panels (supports 24 ports)	49257-QHD
[F] Adhesive Holder and Labels Kit for 110-Style Panels (supports 24 ports)	49257-I24
[G] Designation Kit Replacement for 110-Style Panels (supports 24 ports)	69585-IDL

## 110-Style Wiring Products

### Features and Benefits

#### Cat 6A 110-Style Wiring Blocks

- Supports high-frequency data signals up to 500 MHz
- Can be used as a consolidation point (CP) in a TIA-defined 90-meter permanent link
- Designed to mitigate alien crosstalk (AXT)
- Independently tested and verified by Intertek (ETL) to meet all TIA component, permanent link, and channel requirements
- Available in 64-pair wall-mount block

#### Cat 6 110-Style Wiring Products

- Support voice, data, and security applications
- Wall-mount wiring block kits available in 96-, 192-, and 288-pairs
- 110-style patch cords in 110-110 and 110-T568A/B configurations
- Connector clips withstand 200 reterminations



A



B



C-E



F



G



H

### Cat 6A 110-Style Wall-Mount Wiring Block Kits

Description	64-Pair
eXtreme™ Cat 6A 110-Style Wiring Block, wall-mount w/ legs and C-4 clips*	<b>[A]</b> 41D6A-1F4

### Cat 6 110-Style Wiring Block Kits (with C-4 Clips)

Description	96-Pair	192-Pair	288-Pair
Cat 6 110-Style Wiring Block, wall-mount w/o legs	41NB6-1F4	—	—
Cat 6 110-Style Wiring Block, wall-mount w/legs*	<b>[B]</b> 41AB6-1F4	—	41AB6-3F4
Cat 6 110-Style Wiring Block, rack-mount	<b>[C]</b> 41DR6-1F4	<b>[D]</b> 41DR6-2F4	<b>[E]</b> 41DR6-3F4

### Cat 6 110-Style Connector Clips

Description	Cat. No.
<b>[F]</b> Cat 6 C-4 Clips (bag of 10)	69104-IDC

### 110-Style Labeling Solutions



Description	Cat. No.
<b>[G]</b> Cat 6 Label Kit, 6/kit	41LBL-60W
<b>[H]</b> Label Holder, 6/kit	41100-HLD

\*Cat 6A/6 110-Style wiring block stand-off legs are non-removable. Legs not sold separately for Cat 6A/6 wiring blocks

## Cat 5e 110-Style Wiring Products

### Features and Benefits

- Wall-mount bases available in 50- and 100-pair with or without legs
- 300-pair bases include stand-off legs, labels, and label holders
- Kits include bases, connecting blocks, labels, and holders
- Rack-mount units are for 100-, 200-, and 300-pair densities
- Patch cords in 110-110 and 110-T568A/B configurations
- 110-style wiring cable management available (see page **Q-39**)



Continued from previous page

## Cat 5e 110-Style Wall-Mount Wiring Block Kits

Description	C-4 Clips	C-5 Clips
Cat 5e 110-Style Wall-Mount Wiring Block Kit, w/ legs, 100-pair*	41AB2-1F4	41AB2-1F5
Cat 5e 110-Style Wall-Mount Wiring Block Kit, w/o legs, 100-pair	—	41NB2-1F5
Cat 5e 110-Style Wall-Mount Wiring Block Kit, w/ legs, 300-pair*	41AB2-3F4	41AB2-3F5

## Cat 5e 110-Style Wall-Mount Wiring Blocks

Description	50-Pair	100-Pair	300-Pair
Cat 5e 110-Style Wall-Mount Wiring Block, w/ legs*	41AW1-050 [B]	41AW2-100 [A]	41AW2-300
Cat 5e 110-Style Wall-Mount Wiring Block, w/o legs	41DW1-050 [C]	41DW2-100	—
Cat 5e 110-Style Wall-Mount Wiring Base, w/o legs**	41DW1-589	—	—

## Cat 5e 110-Style Rack-Mount Kits

Description	C-4 Clips	C-5 Clips
Cat 5e 110-Style Rack-Mount Wiring Block Kit, 100-pair, 1RU	41DBR-1F4	41DBR-1F5
Cat 5e 110-Style Rack-Mount Wiring Block Kit, 200-pair, 2RU	41DBR-2F4	41DBR-2F5
Cat 5e 110-Style Rack-Mount Wiring Block Kit, 300-pair, 3RU	41DBR-3F4	41DBR-3F5

## Cat 5e 110-Style Rack-Mount Wiring Blocks

Description	100-Pair	200-Pair	300-Pair
Cat 5e 110-Style Rack-Mount Wiring Block	[D] 41DR2-100	[E] 41DR2-200	[F] 41DR2-300

## Rack-Mount Manager

Description	Cat. No.
Rack-Mount Horizontal Cord Manager	[G] 41D1R-HCM

## Cat 5e 110-Style Connector Clips

Description	C-3 Clips	C-4 Clips	C-5 Clips
Cat 5e 110-Style Connector Clips (bag of 10)	49103-IDC [H]	49104-IDC [I]	49105-IDC
Cat 5e 110-Style Connector Clips (bag of 50)	—	49104-I50	—

## Cat 5e 110-Style Wiring Block Accessories

Description	Cat. No.
Cat 5e 110-Style legs (2 ea) (for use with 41DW1 only)	410L2-050
Cat 5e 110-Style legs (2 ea) (for use with 41DW2 only)	410L2-100
110-Style Horizontal Cord Manager w/o legs	[J] 41D10-HCM
110-Style Horizontal Cord Manager w/ legs*	[K] 41A10-HCM

\*Category 5e 110-style wiring block stand-off legs are non-removable.

\*\*89D Brackets (40089-00D), sold separately, see page Q-30

## 110-Style Labeling Solutions

Description	Cat. No.
Cat 5e Label Kit, 6/kit	[L] 41LBL-00W
Label Holder, 6/kit	[M] 41100-HLD



### Related Products

For 89D Brackets (40089-00D) see page Q-30.

## Wall-Mount Cord Managers and 110-Style Products

### Features and Benefits

- Vertical cord managers help route patch cords in high-density applications
- Basic wall-mount unit features 300-pair capacity
- Extension kits add up to 600 extra pairs
- Rear cable channel, side slots, horizontal cord managers, and bottom cable tray included
- Horizontal rack-mount cord organizer available



Basic Mounting Frame Kits include three 100-pair bases, mounting frame, cable tray, connector blocks, three horizontal cord managers, label strip holders, and white label strips.

### Vertical Cord Managers and 110-Style Wall-Mount Wiring Products

Description	Cat. No.
<b>[A]</b> 300-pair Basic Mounting Frame Unit (sheet metal frame and bottom cable tray only)	41MB2-SMF
<b>[B]</b> 300-pair Extension Mounting Frame Unit (sheet metal frame only)	41MB2-SME
Basic Mounting Frame Kit, three 100-pair bases, mounting frame, cable tray, 75 C-4 connector blocks, three horizontal cord managers, label strip holders, and white label strips	41MB2-3F4
Basic Mounting Frame Kit, three 100-pair bases, mounting frame, cable tray, 60 C-5 connector blocks, three horizontal cord managers, label strip holders, and white label strips	41MB2-3F5
Extension Mounting Frame Kit, three 100-pair bases, mounting frame, 60 C-4 and 12 C-5 connector blocks, three horizontal cord managers, label strip holders, and white label strips	41MB2-EXT
<b>[C]</b> 300-pair Vertical Cord Manager Basic Unit, includes bottom cable tray	41880-300
<b>[D]</b> 300-pair Vertical Cord Manager Extension Unit	41880-EXT





## 66 Blocks and Mini Patch Panels


### Features and Benefits

#### 66 Connecting Blocks

- Install individually or in pairs in cross-connect system
- High-impact fire-retardant UL 94V-0 plastic
- Phosphor bronze quick-connect insulation displacement 66-clips
- 25-pair and split 50-pair styles
- Accessories include covers, brackets, wire distribution spools, adapters, and bridging clips

#### Surface-Mount Mini Patch Panels

- Excellent for tight spaces and simple breakout patching
- Combine two or more panels for inline cross connect
- Use with 25-pair cable assemblies
- Wall mountable



### 66 Connecting Blocks

Description	Cat. No.
<b>[A]</b> M-Block: 25-pair [66M1-25]* 10" H x 3 5/16" W x 1 3/16" D Split M-Block: 50-pair [66M1-50]* 10" H x 3 5/16" W x 1 3/16" D	40066-M25 40066-M50
<b>[B]</b> M-Block, female connector [66M1-50W]* 10" H x 3 5/16" W x 1 3/16" D	40066-0MW
<b>[C]</b> M-Block, female and male connectors [66M1-50W2]* 10" H x 3 5/16" W x 1 3/16" D	40066-MW2
<b>[D]</b> Connectorized Demarc Block [66M1-50R]* 10" H x 3 13/32" W x 2 3/4" D, female Amphenol™	40066-0MR

### Bridging Clips

<b>[E]</b> Bridging Clips (SA-1) (50 per package)	40067-0BC
---	-----------

### Hinged Covers and Snap-On Covers

Snap-on Cover for M-Blocks: [66MC-4]* 9 15/16" H x 2 5/16" W x 5/16" D	40050-MCV
<b>[F]</b> Hinged Cover for M-Blocks: gray [66MC4LH-G]* 10" H x 2 7/16" W x 3/4" D	40050-MHG
<b>[G]</b> Hinged Cover for Demarc Blocks: orange [66MC4LH-O]* 10" H x 2 7/16" W x 3/4" D	40050-MHO

### Bracket for M Blocks and Connector Mounting

<b>[H]</b> M-Block Bracket for Connector Mounting: [89-D/QuickPort™ Blocks]* 10" H x 3 13/32" W x 1 1/2" D	40089-00D
--	-----------

### [I] Modular Adapters

2-Position Modular Adapter [Tap-2]* - Converts two 66-clip contacts into 6P2C modular connector	40072-0T2
4-Position Modular Adapter [Tap-4]* - Converts four contacts into 6P4C modular connector	40072-0T4
6-Position Modular Adapter [Tap-6]* - Converts six contacts into 6P6C modular connector	40072-0T6
8-Position Modular Adapter, T568B wiring [Tap™-8]* - Converts eight contacts into 8P8C non-keyed modular connector	40072-0T8

### Wire Distribution Spools

<b>[J]</b> Wire Distribution Spool [20-A]* 1 3/4" Dia. x 3" H	40054-0DS
<b>[K]</b> Wire Distribution Spool with screw [20-B]* 1 3/4" Dia. x 3" H	40054-DSS

### Surface-Mount Mini Patch Panels

<b>[L]</b> 25 6-position 2-Conductor [RJ-11]* FCC Spec Jacks, connected to a circuit board with one male 25-pair connector	41600-00I
<b>[M]</b> 25 6-position 2-Conductor [RJ-11]* FCC Spec Jacks, connected to a circuit board with two bridged 25-pair connectors	41620-00I
Mounting Magnets (20 per package)	49200-00M

\*Numbers in brackets refer to industry product designation

## Termination and Cutting Tools

### Features and Benefits

#### Palm Termination Tool

- Overmolded ergonomic soft grip
- Easy-to-see wiring labels
- Connector holders provide stability for punchdown
- Incorporated retainer supports cable during termination
- Integrated holes allow rack-mounting of the Palm Tool for patch panel terminations
- Compatible with eXtreme™ and GigaMax™ Cat 6A/6/5e and AV connectors

#### Multi-Pair Termination Tool


- Designed for 110-style wiring blocks
- High-impact, spring-loaded handle for one-punch termination of multiple pairs
- “Blade-in” and “blade-out” options
- Includes 4-pair, Cat 6 head
- Cat 5e and 6 heads available individually

#### Wire Punchdown/Termination Tool

- Punches and trims each wire with just a single push of the handle
- Adjustable impact setting for minimal physical effort
- Spare blade storage in handle chamber
- Available in 110 IDC and 66 IDC
- Terminate 22-, 24-, or 26-gauge wire

#### Cutting Tools

- Klein Tools™ Electrician’s Scissors are excellent for cutting and stripping copper cable as well as trimming center splines and rip cords
- Klein Tools™ Flush Cutter neatly trims individual cable wires flush to connector body to prevent shorts in metal housings (recommended for shielded connectors)



### Termination Tools and Blades

Description	Cat. No.
<b>[A]</b> Palm Termination Tool	47615-PTT
<b>[B]</b> Wire Punchdown/Termination Tool (blades sold separately)	49553-814
<b>[C]</b> 110 IDC Blade	49553-110
<b>[D]</b> 66 IDC Blade	49553-066
<b>[E]</b> EX-RJ45 Crimp Tool	40989-ACT

### Multi-Pair Termination Tools and Accessories

Description	Cat. No.
<b>[F]</b> Mass-Termination Multi-Pair Tool Handle with Cat 6, 4-pair head	49553-TTH
Mass-Termination Replacement Head, Cat 6, 4-pair	49553-64H
Mass-Termination Replacement Head, Cat 5e, 5-pair	49553-55H

### Cutting Tools

Description	Cat. No.
<b>[G]</b> Klein Tools™ Electrician’s Scissors	49886-SIS
<b>[H]</b> Klein Tools™ Flush Cutter (must be ordered in increments of 5)	49886-FCS

## Testing Tool

### Features and Benefits

#### Tone Test Set

- Low-voltage tester for continuity, shorts, and opens
- Talk battery for a communications line on a vacant pair
- Identifies tip and ring polarity, and line condition for clear line with dial tone, busy line, and ringing line
- Generates continuous or warble tone to trace pairs and locate broken pairs/cables in walls — use with Inductive Speaker Probe (below)

#### Inductive Speaker Probe

- Detects audible frequency tones for accurate tracing and identification of wires, cables, and metallic circuits

#### Modular Plug Breakout Adapter

- For testing any 6- or 8-position modular jack
- Works with the Tone Test Set



A



B



C



D

### Tone Test Set, Inductive Speaker Probe and Kits

Description	Cat. No.
<b>[A]</b> Tone Test Set (includes 9-volt battery)	49560-TTS
<b>[B]</b> Inductive Speaker Probe (includes 9-volt battery, one duckbill tip, and one needlepoint tip)	49561-SSP
<b>[C]</b> Kit containing one Tone Test Set with Belt Holster, and one Inductive Speaker Probe with Belt Holster	49562-TSK

### Modular Plug Breakout Adapter

Description	Cat. No.
<b>[D]</b> Modular Plug Breakout Adapter	40070-MDP

## Coaxial Connection Tools

### Features and Benefits

#### Master Compression Tool

- Terminates all Leviton coaxial compression connectors, including RCA and F-connectors
- Radial-style crimp compresses uniformly around connector body

### Coaxial Connector Tools

Description	Cat. No.
<b>[E]</b> Master Compression Tool	40989-CPT



E

## Labeling Solutions



A



B



C



D



E



F

### Work Area Labeling Solutions

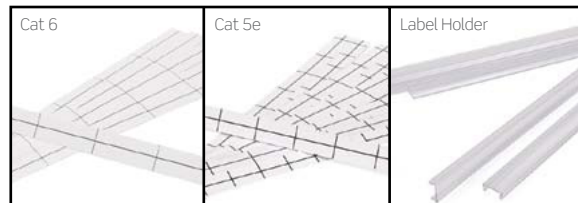
Description	Cat. No.
<b>[A]</b> QuickPort™ Shutter Kit (50 shutters) White Label Kit	51084-ICN 51084-XLB
<b>[B]</b> Color Label Kit includes Gray, Orange, Red, Yellow, Green, Blue, Purple, and Brown (2 sheets of each color)	51084-CLB
<b>[C]</b> Labels and Windows for Wallplates & Housings on page <b>Q-5</b>	41080-IDW
Labels and Windows for Stainless-Steel and Angled Wallplates on pages <b>Q-6 and Q-7</b>	43080-IDW
Pre-printed Port Labels, black ink, 10 sheets per package	41080-LEB

### Patch Panel Labeling Solutions

Description	Cat. No.
<b>[D]</b> Adhesive Holder and Labels Kit for QuickPort™ Panels (supports 24 ports)	49257-QHD
<b>[E]</b> Adhesive Holder and Labels Kit for 110-Style Panels (supports 24 ports)	49257-I24
<b>[F]</b> Designation Kit Replacement for 110-Style Panels (supports 24 ports)	69585-IDL

### 110-Style Labeling Solutions

Description	Cat. No.
Cat 6 Label Kit, 6/kit	41LBL-60W
Cat 5e Label Kit, 6/kit	41LBL-00W
Label Holder, 6/kit	41100-HLD



### SPOTLIGHT

#### Leviton Palm Termination Tool

Use the Leviton Palm Termination Tool (**page Q-41**) to quickly and easily punchdown jacks at the job site. The Palm Tool was designed with contractor input and offers an ergonomic comfort grip, increased jack stability, and integrated holes that allow rack mounting for QuickPort™ panel terminations. The Palm Tool is compatible with eXtreme™ and GigaMax™ Cat 6A/6/5e and QuickPort™ AV jacks.



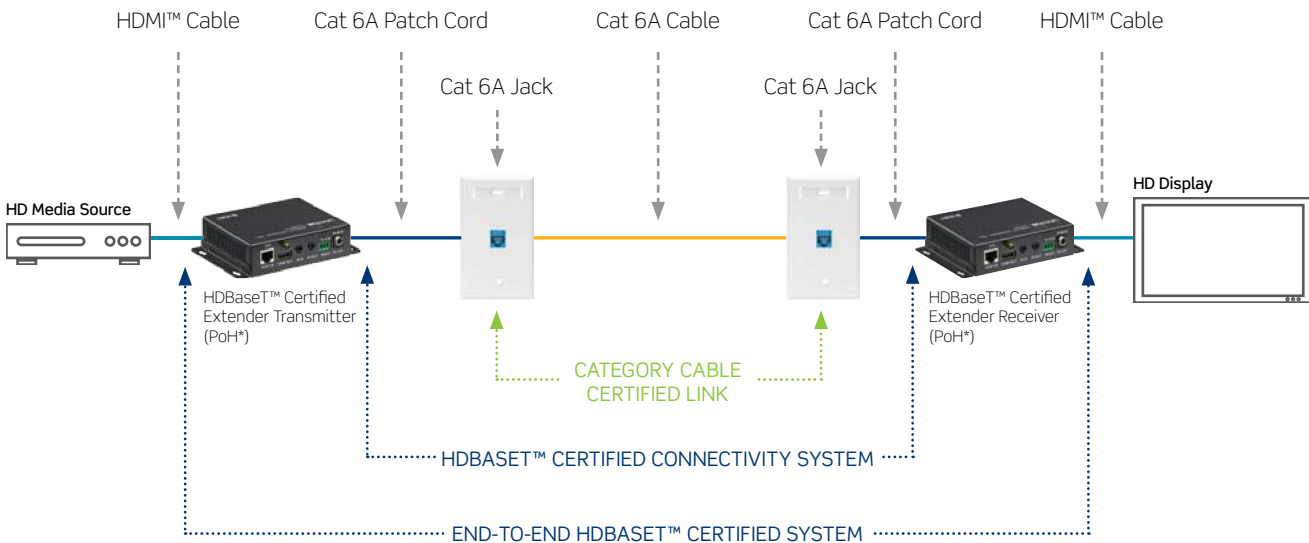
### End-To-End Tested and Certified AV Systems

The increasing convergence of AV and data networks has positioned low-voltage, BICSI RCDD contractors as the next generation of AV integrators. Leviton's IT/AV systems help these contractors be the AV experts for their customers and use an easy-to-install solution that requires no programming and little-to-no training.

An IT/AV System combines Leviton HDBaseT™ HDMI™ Extenders, Atlas-X1™ Cat 6A connectivity, and approved Cat 6A cable and patch cords for a complete end-to-end solution. The Cat 6A infrastructure link can be installed, tested, and verified like any other Cat 6A 10GBASE-T link. This system is also certified to HDBaseT Alliance standards.

#### HDBaseT™ certification offers important benefits:

- System longevity capable of supporting future HD video signal performance requirements
- Installation and testing using the same tools used for datacom infrastructure
- Peace of mind that comes from third-party verification and certification of AV signal transmission performance
- Compatibility with other manufacturer's equipment supporting the same HDBaseT™ features
- Limited lifetime warranty on the structured cabling system when installed by a Leviton certified contractor

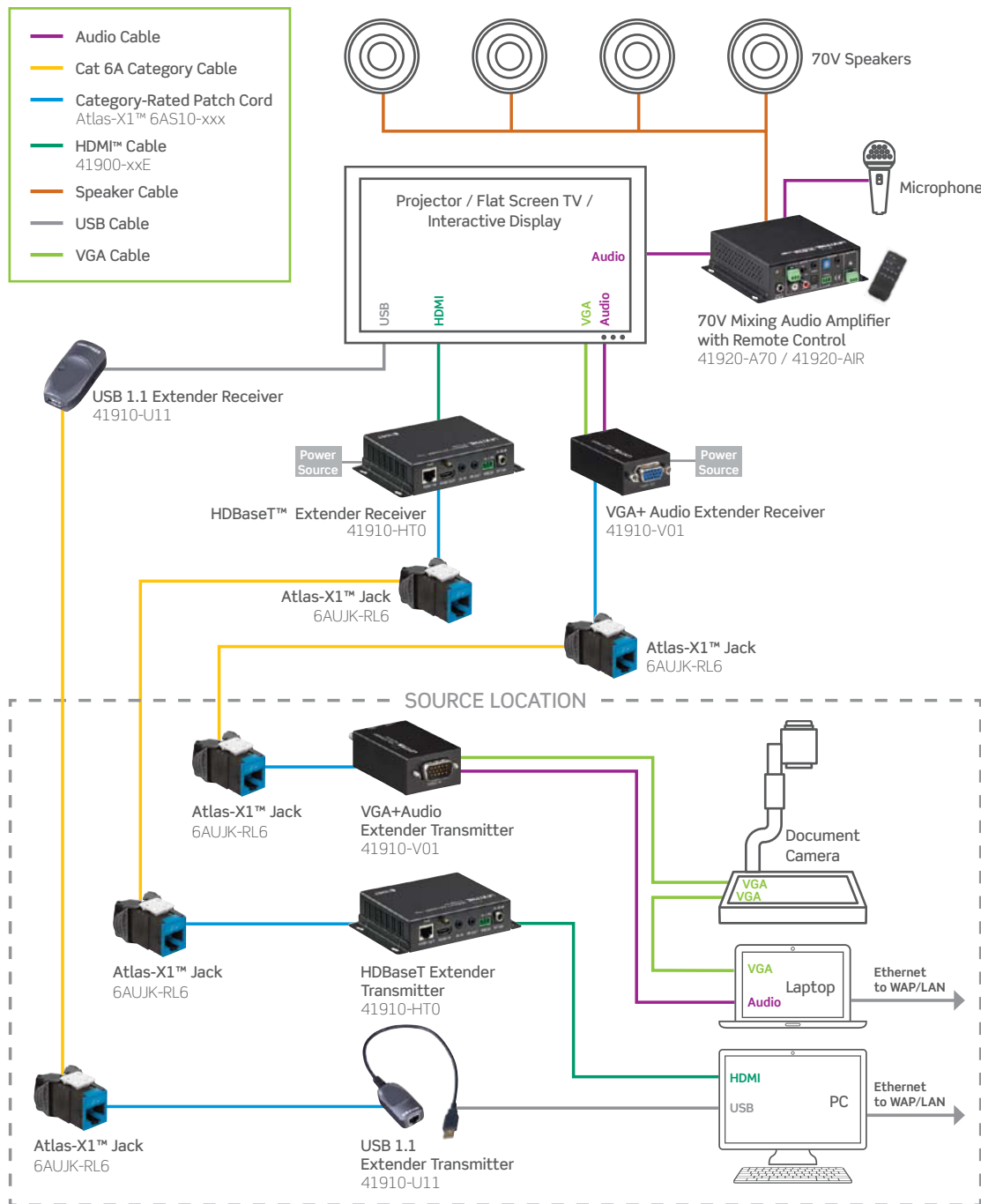


\*PoH = Power Over HDBaseT™

## Classroom Application

Today's classrooms have evolved from chalkboards and overhead projectors to using connected tools like interactive whiteboards and document cameras. Leviton solutions allow contractors to easily extend HDMI™, VGA, and USB signals from teachers' desks to the latest devices anywhere in the room, all networked over easy-to-install, category-rated cable. Classrooms can also integrate IT/AV controls for an interface that's easy to use (see "Conference Room" diagram on **Q-46**). These solutions help ensure a quality learning environment throughout all types of learning areas, including lecture halls, libraries, and computer labs, and they prepare schools for more advanced technologies to come.

### Classroom/Conference Room Application with Signal Extension & 70V Audio



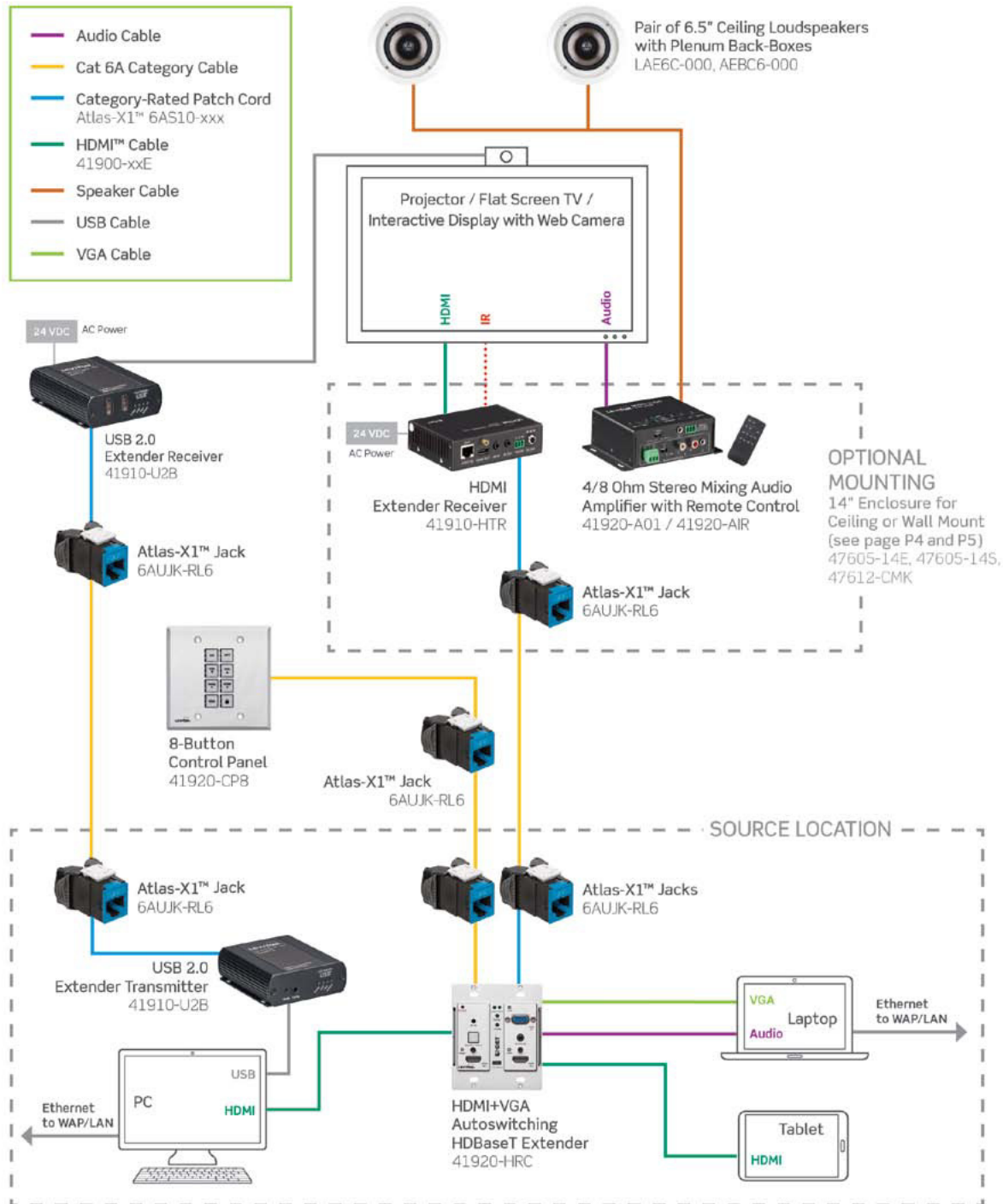


### Conference Room Application

The best AV installations for conference rooms can adapt to handle future multimedia devices while maintaining a low profile in the room. With help from Leviton AV Signal Extenders, audio amplification, and in-ceiling connectivity for wireless access points — all connected over versatile category-rated cable — you create extra flexibility and a clean look in business, school, or hotel conference rooms.

See below for typical conference room AV applications with Leviton solutions.

#### Classroom/Conference Room Applications with Control System & Stereo Audio



## Signal Extension

### Features and Benefits

#### Autoswitching & 8-Button Control Panel Wallplates

- Autoswitching Wallplate extends HDMI and VGA signals up to 70 meters (230 feet) over a single category cable
- Uses certified HDBaseT technology for a complete professional plug-and-play installation.
- PoH (Power over HDBaseT™) powered from the receiver at the display end (41910-HTR)
- Optional 8-button Control Panel has pre-configured buttons for display or projector on/off, volume up/down, and source selection

#### HDBaseT™ Extender Transmitters & Receivers

HDBaseT™ twisted-pair extenders with Power over HDBaseT™ (PoH) deliver HDMI™, Ethernet, IR, and RS232 signals. The plenum-rated paired transmitter and receiver require only one power adapter that can be connected at either the source or display end.

- Class A Extenders (41910-HTE) deliver 328 ft (100 m) transmission for HDMI™, Ethernet, bi-directional IR, RS232
- Class B Extenders (41910-HTO) deliver 230 ft (70 m) transmission for HDMI™, bi-directional IR, RS232
- Support key features of HDMI™ 1.4, including 3D and 4K x 2K, CEC pass through and HDCP compatible
- Locking power supply and HDMI™ cable connectors
- Power supply, RS-232 cables, and mounting brackets included

#### IR Emitter & Receiver Kits

- IR Emitter and IR Target Kit delivers 5V signal transmission, connects over 5-foot cords
- IR Y-Cable and Emitter Kit splits IR output from the receiver to two emitters
- Kits work with HDBaseT™ Extender Transmitters and Receivers

#### HDMI 1x4 Splitter

- Splits a single HDMI input into four separate HDMI outputs
- 4K/60, EDID, ARC, Audio Extraction, HDCP 2.2

#### HDMI 4 X 1 Switcher

- Switches any one of four HDMI inputs to one HDMI output
- 4K/60, EDID, ARC, Audio Extraction, HDCP 2.2, IR, RS-232



#### Autoswitching HDBaseT Extender Wallplate & 8-Button Control Panel

Description	Cat. No.
[A] Autoswitching HDBaseT Extender Wallplate	41920-HRC
[B] 8-Button Control Panel	41920-CP8

#### HDBaseT™ Extender Transmitters & Receivers

Description	Cat. No.
[C] HDBaseT™ Extender, Transmitter and Receiver, 100 m	41910-HTE
[D] HDBaseT™ Extender, Transmitter and Receiver, 70 m	41910-HTO
[E] HDBaseT™ Extender, Receiver only, 70 m	41910-HTR
[F] HDBaseT™ Extender IR Emitter and Receiver Kit* IR Y-Cable and Emitter Kit*	41910-HIR 41910-YIR
[G] HDMI 1x4 Splitter	41920-SP4
[H] HDMI 4x1 Switcher	41920-SW4

\*Kits are not compatible with the audio amplifier infrared remote control kit.

## Signal Extension

### Features and Benefits

#### HDMI™ Extender Transmitter & Receiver

The HDMI™ Extender Transmitter and Receiver extends your HD display up to 130 feet (40 meters) away from your HDMI™ source using two category cables. They are capable of supporting DVI-D (Single-Link) equipment when used with a HDMI™-to-DVI adapter, providing greater flexibility and installation options.

- 8-segment equalization adjustment switch
- Extend 1080p by 40 meters; extend 1080i (HDTV) by 60 meters
- Superior video quality — 1920 x 1200, up to 1080p
- Supports Dolby True HD® and DTS HD Master Audio™
- DDC and HDCP 1.1 compatible
- For commercial use only
- Locking HDMI™ connector
- Compact metal housings
- Transmitter and receiver power supplies and mounting brackets included
- Plenum rated

#### HDMI™ Cables

Leviton high-speed HDMI™ Cables with Ethernet and Audio Return Channel are ideal for supporting in-wall and permanent installations for education, health care, enterprise, government, and residential applications.

- cULus listed
- CL2 rated for in-wall installation
- Compact connector body and flexible cable accommodate common box depths while maintaining minimum bend radius
- Commercial-grade, 28-gauge construction
- Gold-plated connectors for long-lasting performance
- HDMI™ Cable Lock Kit secures cable to Leviton Signal Extension devices for permanent installations
- Includes two universal adapters, two tie wraps, M3X05, and 4-40 UNC screws



### HDMI™ Extender Transmitter & Receiver

Description	Cat. No.
[A] HDMI™ Extender, Transmitter and Receiver, 40 m	41910-H00

### HDMI™ Cables

HDMI™ Cable, 3 ft	41900-03E
[B] HDMI™ Cable, 6 ft	41900-06E
HDMI™ Cable, 10 ft	41900-10E
HDMI™ Cable, 15 ft	41900-15E

### HDMI™ Cable Lock Kit

[C] HDMI™ Cable Lock Kit	41900-LKT
--------------------------	-----------

## Signal Extension

### Features and Benefits

#### VGA Extender Transmitter & Receiver

- Extends the distance between AV source and display devices by as much as 328 feet (100 meters) over a single category cable
- Adjustable Gain Control lets you manually adjust signal strength to compensate for distance
- Audio enabled (mono)
- No external power supply needed for transmitter
- Receiver powered either by included USB power cable or DC adapter
- Plenum rated

#### 70 Volt Mixing Audio Amplifier

- 40 Watt mono output 70V or 100V constant voltage
- Three inputs: two stereo audio and one balanced mic, which support EQ control and mic mixing
- Mic input supports 48V phantom power
- Volume, bass, treble, and mute control
- Plenum rated

#### 4/8 Ohm Mixing Audio Amplifier

- 2 X 20W stereo, 1 X 40W bridge mono, and 2 X 20W dual mono
- Three inputs: Two stereo audio and one balanced mic

- Mic input supports 48V phantom power
- Volume, bass, treble, and mute controls
- Plenum rated

#### HDMI Audio Extractor

- Makes audio from an HDMI signal available for connection to an amplifier or sound system
- 4K ultra-high-definition at 60Hz 4:4:4 HDR 18 Gbps

#### Infrared Remote Control Kit

- Controls Mixing Audio Amplifiers
- Includes a remote control, IR sensor, and IR target
- Kit available with only the IR target

#### USB Extenders

- Reach up to 328 feet (USB 2.0) and 164 feet (USB 1.1) over category cable
- USB 2.0 Extender includes transmitter, 2-port receiver, power supply, 6-foot (2 m) cable, mounting brackets
- USB 1.1 Extender includes transmitter with attached 1-foot (0.3 m) cable and receiver
- 2.0 Extender supports USB 480 Mbps and also connects to USB 3.x devices; 1.1 Extender supports USB 12 Mbps



Transmitter



Receiver



B



C



D



USB 2.0 Extender



E



USB 1.1 Extender

F

### VGA Extender Transmitter & Receiver

Description	Cat. No.
[A] VGA Extender Transmitter and Receiver, 100 m	41910-V01

### Mixing Audio Amplifiers

[B] 70 Volt Mixing Audio Amplifier	41920-A70
[C] 4/8 Ohm Mixing Audio Amplifier	41920-A01

### HDMI Audio Extractor

HDMI Audio Extractor	41920-HAE
----------------------	-----------

### Amplified Infrared Remote Control Kits

[D] Infrared Remote Control Kit*	41920-AIR
Amplifier IR Target Only*	41290-IRT

### USB Extenders


[E] USB 2.0 Extender, 100 m	41910-U2B
[F] USB 1.1 Extender, 50 m	41910-U11

\*These kits are not compatible with the HDBaseT IR Emitter and Receiver Kits.

## AV Couplers, Jacks, and Inserts

### Features and Benefits

- HDMI™ Coupler works with HDMI™ Type A connectors
- Binding Post and Banana Jack couplers are excellent for advanced audio
- QuickPort™ blanks secure unused ports in wallplates and housings for future expansion
- 3.5 mm Stereo Jack facilitates classroom, workstation, and computer audio applications
- Use BNC connectors for couplers, CCTV or commercial video signals
- S-video for enhanced video streams available in coupler and 110 termination
- Decora® wallplate inserts with HDMI™ and DVI connections provide high-definition video with in-wall wiring
- Decora® brush passthrough offers a clean, professional appearance when cables need to pass through a wall opening



### QuickPort™ AV Couplers and Jacks

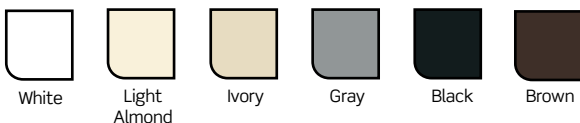
Description	White	Lt. Almond	Ivory	Gray	Black	Brown
<b>[A]</b> HDMI Couplers	40834-00W	40834-00T	40834-00I	—	40834-00E	—
<b>[B]</b> USB A/A Coupler	40835-00W	—	40835-00I	40835-00G	—	—
<b>[C]</b> 3.5 mm Stereo Jack, screw terminal	40839-SWS	—	40839-SIS	—	—	—
<b>[D]</b> Blank Insert (pack of 10)	41084-0BW	41084-0BT	41084-0BI	41084-0BG	41084-0BE	41084-0BB
<b>[E]</b> Banana Jack Coupler, red stripe	40837-BWR	40837-BTR	40837-BIR	—	—	—
<b>[F]</b> Banana Jack Coupler, black stripe	40837-BWE	40837-BTE	40837-BIE	—	—	—
<b>[G]</b> Binding Post Coupler, red stripe	40833-BWR	40833-BTR	40833-BIR	—	40833-BER	40833-BBR
<b>[H]</b> Binding Post Coupler, black stripe	40833-BWE	40833-BTE	40833-BIE	—	40833-BEE	40833-BBE
<b>[I]</b> BNC Coupler, nickel-plated	41084-BWF	41084-BTF	41084-BIF	41084-BGF	41084-BEF	41084-BBF
<b>[J]</b> BNC Coupler, gold-plated	40832-0BW	40832-0BT	40832-0BI	—	—	—
<b>[K]</b> S-Video Coupler	40734-CVW	—	40734-CVI	—	—	—
<b>[L]</b> S-Video Jack, 110 termination	40734-SVW	40734-SVT	40734-SVI	40734-SVG	40734-SVE	—

### AV Inserts, Decora®

<b>[M]</b> HDMI™ Coupler Insert	41647-00W	—	41647-00I	—	—	—
<b>[N]</b> Brush Insert, Passthrough	41075-DBW*	—	—	—	41075-DBE*	—

\* = Brush color is white for 41075-DBW and black for 41075-DBE, only brush is visible when installed

**Color Choices** QuickPort™ AV jacks are offered in a wide range of colors.



## RCA & F-Connectors in Coupler and 110-Style

Leviton carries a comprehensive selection of RCA and F-connectors in both coupler and 110 termination. Body colors match Leviton housings; barrel colors are industry standard.

### Features and Benefits

- RCA Jacks use standard identification colors for component and composite video
- Coax F-Connector are SCTE-compliant and support signals up to 3 GHz



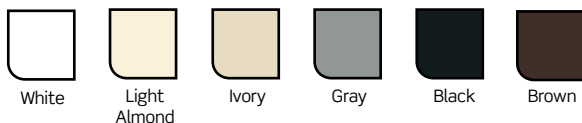
### QuickPort™ Feedthrough RCA and F-Connector Couplers (for RCA & Coax Cable)

Description	White	Lt. Almond	Ivory	Gray	Black	Brown
<b>[A]</b> RCA Coupler, gold-plated w/black stripe	40830-BWE	40830-BTE	40830-BIE	40830-BGE	40830-BEE	40830-BBE
RCA Coupler, gold-plated w/red stripe	40830-BWR	40830-BTR	40830-BIR	40830-BGR	40830-BER	40830-BBR
RCA Coupler, gold-plated w/yellow stripe	40830-BWY	40830-BTY	40830-BIY	—	—	—
RCA Coupler, gold-plated w/green stripe	40830-BWV	—	40830-BIV	—	—	—
RCA Coupler, gold-plated w/blue stripe	40830-BWL	—	40830-BIL	—	—	—
<b>[B]</b> F-Connector Coupler, nickel-plated	41084-FWF	41084-FTF	41084-FIF	41084-FGF	41084-FEF	41084-FBF
<b>[C]</b> F-Connector Coupler, gold-plated	40831-FWG	40831-FTG	40831-FIG	—	—	—

### QuickPort™ 110-Style RCA Jacks (for Cat 6 or Cat 5e Cable)

Description	White	Lt. Almond	Ivory	Gray	Black	Brown
<b>[D]</b> RCA Jack, gold-plated w/red barrel, 110 termination	40735-RRW	40735-RRT	40735-RRI	40735-RRG	40735-RRE	—
RCA Jack, gold-plated w/white barrel, 110 termination	40735-RWW	40735-RWT	40735-RWI	40735-RWG	40735-RWE	—
RCA Jack, gold-plated w/yellow barrel, 110 termination	40735-RYW	40735-RYT	40735-RYI	40735-RYG	40735-RYE	—
RCA Jack, gold-plated w/green barrel, 110 termination	40735-RVW	—	40735-RVI	—	—	—
RCA Jack, gold-plated w/blue barrel, 110 termination	40735-RLW	—	40735-RLI	—	—	—
RCA Jack, gold-plated w/orange barrel, 110 termination	40735-ROW	40735-ROT	40735-ROI	40735-ROG	40735-ROE	—

**Color Choices** QuickPort™ AV jacks are offered in a wide range of colors.





## Compression and Crimp-On F-Connectors

### Features and Benefits

- Leviton compression and crimp-on connectors are ideal for more specialized AV applications
- Compression connectors offer an airtight seal and secure fitting for increased cable retention
- Crimp-on connectors are an economical solution for less demanding applications



### Compression and Crimp-On F Connectors

Description	RG-6 Cable	RG-6 Quad Shield
RCA Compression Connector	—	<b>[A]</b> 40985-CRU
Compression F-Connector	—	<b>[B]</b> 40985-CPF
F-Connectors, one-piece crimp-on (bag of 100)	<b>[C]</b> 40985-1P6	<b>[D]</b> 40985-0Q6


### SPOTLIGHT

#### In-Ceiling System for Wireless Access Points

An In-Ceiling System provides a fixed location for terminating a data connector, creating a more reliable and consistent connection than a direct connect plug. This fixed connection also reduces the possibility of damage during construction. The system of plenum-rated cable, jacks, patch cords, boxes, and brackets provides a testable permanent link in drop ceilings to WAPs, while allowing the flexibility to move the In-Ceiling Bracket to refine Wi-Fi™ coverage or WAN placement without needing to retest the link.

Learn more on page **Q-12**.

**Plenum-Rated**  
QuickPort™  
In-Ceiling WAP Kit



#### Related Products

For master compression and crimping tools **see page Q-42**.

## Multimedia Outlet System (MOS)

The innovative Multimedia Outlet System (MOS) consists of a surface-mount box and single- and dual-gang wallplates that accept a variety of copper, fiber, and AV jacks and couplers. The system is ideal for multimedia applications in conference rooms, training rooms, classrooms, auditoriums, and other areas.



### MOS Surface-Mount Box and Wallplate Housings

Description	White	Lt. Almond	Ivory	Gray	Black	Stainless
<b>[A]</b> Single-Gang Wallplate	41290-SMW	41290-SMT	41290-SMI	41290-SMG	41290-SME	41290-SMS
<b>[B]</b> Dual-Gang Wallplate	41290-DMW	41290-DMT	41290-DMI	41290-DMG	41290-DME	41290-DMS
<b>[C]</b> Three-Gang Wallplate	—	—	—	—	—	41290-TMS
<b>[D]</b> Surface-Mount Box*, 3 unit w/Fiber Storage	41296-MMW	41296-MMT	41296-MMI	41296-MMG	41296-MME	—
<b>[E]</b> Surface-Mount Housing, holds one 1 unit high module	4M089-1WM	4M089-1IM	4M089-1TM	4M089-1GM	4M089-1EM	—
<b>[F]</b> Fiber Storage/Spacer Ring**	41290-DRW	—	41290-DRI	41290-DRG	41290-DRE	—
<b>[G]</b> Decora® Insert, holds one 1 unit high module	41649-00W	41649-00T	41649-00I	41649-00G	41649-00E	—

\* = Surface-mount box is not compatible with 41295-Vxx, 41292-Dxx, and 41292-Axx.

\*\* = Dual-gang only

### Multimedia Outlet System AV Connector Modules (all Modules are 1 Unit High Unless Noted Otherwise)

Description	White	Lt. Almond	Ivory	Gray	Black
<b>[H]</b> VGA PC Module, 110-style termination*	41295-VPW	41295-VPT	41295-VPI	41295-VPG	—
VGA Monitor Module, 110-style termination*	41295-VMW	41295-VMT	41295-VMI	41295-VMG	—
<b>[I]</b> VGA/HD15 Module, screw terminal	41295-HDW	—	41295-HDI	—	—
VGA/HD15 Module, coupler	41293-HDW	41293-HDT	41293-HDI	41293-HDG	41293-HDE
VGA/HD15 Module, empty	41291-DBW	—	41291-DBI	41291-DBG	41291-DBE
<b>[J]</b> RCA Component Video Module, 110-style termination (Red, Green, Blue)	41292-DEW	41292-DET	41292-DEI	—	—
RCA Composite Video Module, 110-style termination (Red, White, Yellow)	41292-AEW	41292-AET	41292-AEI	—	—
3-Port RCA Module (Red, Black, Yellow), coupler	41292-3RW	41292-3RT	41292-3RI	41292-3RG	41292-3RE
<b>[K]</b> 3-Port RCA Module (Red, Green, Blue), coupler	41292-3DW	41292-3DT	41292-3DI	41292-3DG	41292-3DE
<b>[L]</b> HDMI™ Module, coupler	41290-HDW	41290-HDT	41290-HDI	41290-HDG	41290-HDE
<b>[M]</b> speakON™ Jack, 4-pole, screw terminal**	—	—	—	—	41297-SP4
<b>[N]</b> XLR Jack, 3-pole, screw terminal**	—	—	—	—	41297-XL3

\* = 110-Style VGA modules require both PC and Monitor modules used in pairs to operate. This applies to all 41295-Vxx part #s.

\*\* = 1.5 units high. speakON® and XLR Connectors must be installed in 1.5 unit high MOS Passthrough Module (41297-2Px)

### Multimedia Outlet System QuickPort™ Adapters and Blank Modules

Description	White	Lt. Almond	Ivory	Gray	Black
<b>[O]</b> 1-Port QuickPort™ Module (1 unit high)	41291-1MW	41291-1MT	41291-1MI	41291-1MG	41291-1ME
2-Port QuickPort™ Module (1 unit high)	41291-2QW	41291-2QT	41291-2QI	41291-2QG	41291-2QE
<b>[P]</b> 2-Port Angled QuickPort™ Module (1.5 units high)	41294-2QW	41294-2QT	41294-2QI	41294-2QG	41294-2QE
<b>[Q]</b> Passthrough Module (1.5 units high)	41297-2PW	41297-2PT	41297-2PI	41297-2PG	41297-2PE
Blank Module (0.5 units high)	41295-5BW	41295-5BT	41295-5BI	41295-5BG	41295-5BE
<b>[R]</b> Blank Module (1 unit high)	41291-1BW	41291-1BT	41291-1BI	41291-1BG	41291-1BE
Blank Module (1.5 units high)	41294-2BW	41294-2BT	41294-2BI	41294-2BG	41294-2BE
Blank Module (2 units high)	41292-2BW	41292-2BT	41292-2BI	41292-2BG	41292-2BE

## UHDX Rack-Mount Enclosures

### Features and Benefits

#### UHDX Rack-Mount Enclosures

- Accept Leviton HDX Adapter Plates, Cassettes, and Splice Modules
- Up to 144 fibers with LC connectors or 1,728 fibers with 24-fiber MTP™ connectors
- Individual sliding trays allow easy access to fiber connectors in dense applications while minimizing the impact to surrounding fibers
- 20-inch depth for high-density, pre-terminated solution
- Hinged front door provides easy means to install, remove, and update port ID labels
- Highly visible port locators in the front and rear of the enclosure help easily identify specific ports

#### UHDX 1RU Flat & Angled Panels

- Open access to patch cords and trunks

- Angled panel eliminates the need for horizontal patch cord cable managers
- One-hand installation and removal of HDX cassettes or adaptor plates
- Up to 144 fibers with LC connectors or 1,728 fibers with 24-fiber MTP™ connectors

#### Accessories

- Cable clamp kits minimize excessive pulling, bending, and crushing
- Brush guards minimize dust buildup in rear of enclosure
- Rear cable manager (sold separately) supports fiber cables and snaps directly into panel without tools
- 0RU, 1RU, and 2RU cable managers provide protection and routing of patch cords for flat panel
- 1RU and 2RU Cable Managers mount directly over existing panels



### UHDX Rack-Mount Enclosures and Panels

Description	Maximum Capacity				Cat. No.
	Fibers (using LC)	Fibers (using 24F MTP™)	Adapter Plates	or MTP™ Cassettes	
<b>[A]</b> 1RU UHDX, Enclosure, empty	144	1,728	12	12/6	5R1UD-S12
<b>[B]</b> 2RU UHDX, Enclosure, empty	288	3,456	24	24/12	5R2UD-S24
<b>[C]</b> 4RU UHDX, Enclosure, empty	576	6,912	48	48/24	5R4UD-S48
<b>[D]</b> 1RU UHDX Angled Panel, empty	144	1,728	12	12/6	HDX1A-144
<b>[E]</b> 1RU UHDX Flat Panel, empty	144	1,728	12	12/6	HDX1F-144

### UHDX Accessories

Description	Cat. No.
Universal Clamp Kit, Single Cable Grommet (mounts to enclosure or rear cable manager)	5RCMP-KIT
Universal Clamp Kit, Multiple Cable Grommet (mounts to enclosure or rear cable manager)	5RCMP-KT2
Universal Clamp Kit, Single and Multiple Cable Grommet (for rack mounting)	5RCMR-KIT
<b>[F]</b> 1RU Brush Guard, bag of 2	5RBSH-1UN
<b>[G]</b> 2RU Brush Guard, bag of 2	5RBSH-2UN
0RU Universal Patch Cord Cable Manager	5RCMT-VFG
1RU Universal Patch Cord Cable Manager (includes 0RU cable manager)	5R1UX-CMT
2RU Universal Patch Cord Cable Manager (includes 0RU cable manager)	5R2UX-CMT
23" Rack-Mount Ears, bag of 2	5REAR-023
<b>[H]</b> Rear Cable Manager for Panels, with cable management rings	E2XHD-CMB

VELCRO® is a registered trademark of Velcro BVBA. Used with permission.

MTP™ is a registered trademark of US Conec, Ltd.

## HDX Adapter Plates and Cassettes


### Features and Benefits

#### HDX Adapter Plates

- Connect to field-terminated backbone cabling or pre-terminated trunks
- Visible sequential numbering to identify ports (for Tx and Rx)

#### HDX LC & MTP™ Splice Modules

- Modules integrate fiber adapter bulkhead (12 or 36 fibers) and splice holders, eliminating need for splice trays
- LC internal shutters minimize dust and provide eye protection
- Splice Sleeves included in accessory kit
- MTP™ Splice Module offers field termination option to migrate from 10 to 40, 100, 200 or 400 Gb/s



### HDX Adapter Plates

Description	Cat. No.
12-fiber HDX Adapter Plate, OM1 & OM2, Quad LC (beige), zirconia ceramic sleeve	5FUHD-2IL
<b>[A]</b> 12-fiber HDX Adapter Plate, OM3 & OM4, Quad LC (aqua), zirconia ceramic sleeve	5FUHD-2QL
12-fiber HDX Adapter Plate, OS2, Quad LC (blue), zirconia ceramic sleeve	5FUHD-2LL
HDX Adapter Plate, 3 Duplex MTP™ Adapters (black), key up/key up	5FUHD-6MB
<b>[B]</b> HDX Adapter Plate, 3 Duplex MTP™ Adapters (black), key up/key down	5FUHD-6MP
HDX Adapter Plate, blank (black)	5FUHD-BLK

### HDX Fiber Splice Modules\*

Description	Cat. No.
<b>[C]</b> 12-fiber HDX Splice Module, OM4 LC (aqua)	SPLCH-12AQ
12-fiber HDX Splice Module, OS2 LC (blue)	SPLCH-12BL
12-fiber HDX Splice Module, OS2 LC/APC (green)	SPLCH-12GN
<b>[D]</b> 36-fiber HDX Splice Module, OM4 MTP™ (male)	SPMPH-MMPN
36-fiber HDX Splice Module, OS2 MTP™ (male)	SPMPH-SMPN
36-fiber HDX Splice Module, OM4 MTP™ (female)	SPMPH-MMUP
36-fiber HDX Splice Module, OS2 MTP™ (female)	SPMPH-SMUP

\* = Make to Order, lead times may apply

## HDX MTP™, Conversion and Tap Cassettes

### Features and Benefits

#### HDX & HDX2 MTP™ Cassettes

- Easy to migrate from 10 to 40, 100, 200, and 400 Gb/s when used with Opt-X™ Unity trunks, harnesses, and patch cords
- Configure up to 48 fibers for 24 channels (10 Gb/s) and 6 channels (40 Gb/s or 100 Gb/s)
- Pre-terminated fiber eliminates the need for complicated field terminations and splices




#### HDX2 & HDX Conversion Cassettes

- Manage polarity to maintain, transmit, and receive connections between parallel optics and SFP connectivity
- Connect to electronics with LC-style ports and aggregate SFP ports to a QSFP28 or PSM4 (100 Gb/s), QSFP+ (40 Gb/s), or CXP (120 Gb/s) port

#### HDX2 TAP Cassettes

- Traffic analysis points (TAPs) provide real-time monitoring in network or SAN environments
- Support monitoring of 10 Gb/s and 40 Gb/s channels (QSFP)
- BiDi TAP available for 40 Gb/s



### HDX2 and HDX Conversion Cassettes

Description	OM3 (aqua)	OM4 (aqua)	OS2 (blue)
HDX2, 3x8 fiber MTP™ to 24-fiber LC, (100 to 25 Gb/s, 40 to 10 Gb/s)	32LM1-41C	<b>[A]</b> 42LM1-41C	U2LM1-41C
HDX2, 24-fiber MTP™ to 24-fiber LC, (120 to 10 Gb/s)	32LM2-21C	42LM2-21C	U2LM2-21C
HDX, 8-fiber, MTP™ to 8-fiber LC, (100 to 25 Gb/s, 40 to 10 Gb/s)	38LM1-41C	<b>[B]</b> 48LM1-41C	U8LM1-41C

### HDX2 TAP Cassettes

Description	OM4 (aqua)	OS2 (blue)	OM4 (aqua)	OS2 (blue)	
	Method B Edge 50:50		Method B Edge 70:30		
<b>LC Ports</b>	24-fiber MTP™ to LC	<b>[C]</b> 42LM2-BE5	U2LM2-BE5	42LM2-BE7	U2LM2-BE7
	24-fiber 2x12 MTP™ to LC	42LM1-BE5	U2LM1-BE5	42LM1-BE7	U2LM1-BE7
	12-fiber MTP™ to LC BiDi TAP	42LM2-AB5	—	—	—
<b>MTP™ Ports</b>	Method B Edge 50:50		Method B Edge 70:30		
	OM4 24-fiber to 3x8 MTP™ (female)	<b>[D]</b> 42MM2-BE5	42MM2-BE7		
	OS2 24-fiber to 3x8 MTP™ (female)	U2MM2-BE5	U2MM2-BE7		

### Make-to-Order! HDX/HDX2 CASSETTE OPTIONS

FIBER TYPE	FIBER COUNT	CONNECTOR TYPE (FRONT)	MTP™ TYPE (REAR)	POLARITY
• OM3	• 12	• LC	• 12-fiber MTP™ (Male)	• Method A
• OM4	• 24	• 8-fiber MTP™ (Female)	• 24-fiber MTP™ (Male)	• Method B, Core
• OS2	• 48			• Method B, Edge
				• Method C
				• Conversion

For MTP™ Method B polarity, you must order one each of the core and edge cassettes

For assistance customizing your cassettes, please visit [Leviton.com/configurator](http://Leviton.com/configurator) or call Tech Support at (800) 824-3005.

MTP™ is a registered trademark of US Conec, Ltd.



## Opt-X™ 1000i SDX 1RU/2RU/3RU/4RU Rack-Mount Enclosures

### Features and Benefits

- Accept SDX adapter plates, MTP™ cassettes, splice trays, and splice modules
- Sliding tray in 1RU and 2RU removes completely for easy field terminations and splicing
- 15-inch depth for high-density fiber termination and/or splicing
- 19- or 23-inch enclosure rack-mount option (23-inch 1RU mounting bracket sold separately)
- Enclosures protrude 4.5 inches from mounting ears to align with Versi-Duct™ Cable Management System
- Included accessory kit consists of cable ties, mounting-ear screws, and port ID label
- 1RU and 2RU accept the HDX Retrofit Tray (sold separately) for higher density applications using HDX MTP™ Cassettes



### Opt-X™ 1000i SDX Rack-Mount Enclosures

Description	Maximum Capacity					Cat. No.
	Fibers (using LC)	Adapter Plates	and Splice Trays/ Modules*	or MTP™ Cassettes		
1RU 1000i SDX Enclosure, empty	72	3	3	3	3	5R1UM-F03
<b>[A]</b> 1RU 1000i SDX Enclosure, empty, sliding tray	72	3	3	3	3	5R1UM-S03
2RU 1000i SDX Enclosure, empty	144	6	6	6	6	5R2UM-F06
2RU 1000i SDX Enclosure, empty, sliding tray	144	6	6	6	6	5R2UM-S06
3RU 1000i SDX Enclosure, empty, horizontal^	216	9	12	9	9	5R3UM-F09
<b>[B]</b> 3RU 1000i SDX Enclosure, empty, vertical°	288	12	12	12	12	5R3UM-F12
<b>[C]</b> 4RU 1000i SDX Enclosure, empty, vertical°	288	12	12	12	12	5R4UM-F12
4RU 1000i SDX Enclosure, empty, horizontal^	360	15	12	15	15	5R4UM-F15

° Vertical adapter plate/cassette orientation

^ Horizontal adapter plate/cassette orientation

\*Maximum splice tray capacity is limited by height of selected splice tray. See page **Q-63** for splice tray dimension and selection guide.

## Opt-X™ 2000i SDX 1RU/2RU/4RU Rack-Mount Enclosures

### Features and Benefits

- Accept SDX adapter plates, MTP™ cassettes, splice trays, and splice modules
- Removable transparent hinged doors
- Sliding tray provides accessibility to front and rear of bulkhead after installation, and removes completely to facilitate field terminations and splicing
- 17-inch depth for high-density fiber termination and/or splicing
- Stackable and adjustable fiber rings simplify cable management
- Constructed of durable polycarbonate plastic and black powder-coated 16-gauge steel
- 19- or 23-inch rack-mount options (23-inch 1RU mounting bracket sold separately)
- 1RU and 2RU accept the HDX Retrofit Tray (sold separately) for higher density applications using HDX MTP™ Cassettes and Adapter Plates



### Opt-X™ 2000i SDX Rack-Mount Enclosures

Description	Maximum Capacity					Cat. No.
	Fibers (using LC)	Adapter Plates	and Splice Trays/ Modules*	or MTP™ Cassettes		
<b>[D]</b> 1RU 2000i SDX Enclosure, empty, sliding tray	72	3	3	3	3	5R1UH-S03
<b>[E]</b> 2RU 2000i SDX Enclosure, empty, sliding tray	144	6	6	6	6	5R2UH-S06
<b>[F]</b> 4RU 2000i SDX Enclosure, empty, sliding tray	288	12	12	12	12	5R4UH-S12

\*Maximum splice tray capacity is limited by height of selected splice tray. See page **Q-63** for splice tray dimension and selection guide


MTP™ is a registered trademark of US Conec, Ltd.



## Opt-X™ 500i SDX Flush-Mount Rack Enclosures and Panels

### Features and Benefits

- Accept SDX adapter plates, MTP™ cassettes, splice trays, and splice modules
- Flush-mount adapter bulkhead makes moves, adds, and changes easy
- One-piece removable cover allows for complete accessibility to the back of the enclosure
- Accepts injection-molded splice trays and 4-inch x 7-inch metal splice trays
- Enclosure can store up to 3 meters of 900 μm tight-buffered fiber per adapter
- Included accessory kit consists of cable ties, mounting-ear screws, and port ID label
- 1RU and 3RU flush-mount panels accept SDX adapter plates and cassettes, and mount to 19-inch racks and cabinets
- Optional add-on patch cord cable management tray (sold separately) uses existing rack unit



### Opt-X™ 500i SDX Rack-Mount Enclosures & Panels

Description	Maximum Capacity			Cat. No.
	Fibers (using LC)	Adapter Plates	and Splice Trays*	
<b>[A]</b> 1RU 500i SDX, Enclosure, empty	72	3	3	5R1UL-F03
<b>[B]</b> 2RU 500i SDX, Enclosure, empty	144	6	6	5R2UL-F06
<b>[C]</b> 3RU 500i SDX, Enclosure, empty	288	12	12	5R3UL-F12
<b>[D]</b> 1RU 500i SDX, Panel, empty	72	3	—	5R1UE-OPX
<b>[E]</b> 3RU 500i SDX, Panel, empty	288	12	—	5R3UE-OPX

\*Maximum splice tray capacity is limited by height of selected splice tray


## SDX Wall-Mount Fiber Optic Enclosures

### Features and Benefits

- Four sizes available (mini, small, medium, large) to accommodate from 24 LC to 288 LC fibers
- Locking doors and dual-door access to separate user and service sides
- Cable and patch cord protection: making it easier for contractors to dress-out and protect cable and jackets from damage and pinching
- Field splicing options include both splice trays and self-contained splice modules
- Mini enclosure mounting options:
  - Wall-mount
  - DIN rail
  - Zero-RU
  - Cubicle wall installations
- Optional adapter allows enclosures to accommodate both Leviton SDX and HDX patching platforms
- Accepts 6 copper ports using QuickPort™ Adapter Plate, 5F100-6QP

### RECOMMENDED APPLICATIONS:

- Telecommunications Rooms
- Equipment Rooms
- FTTD
- ORU



### SDX Wall-Mount Enclosures


Description	Maximum Capacity					Cat. No.	
	Fibers (using LC)	Adapter Plates	AND	Splice Trays/ Modules	OR		MTP™ Cassettes
[A] Mini SDX Enclosure, empty, single door, no lock	24	1		N/A		1	5WMNT-01C
[B] Small SDX Enclosure, empty, dual doors, no lock	48	2		2		2	5WSML-02C
[C] Medium SDX Enclosure, empty, dual doors, no lock	96	4		4		4	5WMED-04C
[D] Large SDX Enclosure, empty, dual doors, no lock	288*	12		12		12	5WLRG-12C

\*576 when used as splicing only enclosure  
MTP™ is a registered trademark of US Conec, Ltd.

### SPOTLIGHT

#### Fiber-to-the-Home Point of Entry Box

The Leviton Fiber-to-the-Home (FTTH) Point of Entry Box is designed for applications in Multi Dwelling Units (MDU) and single-family homes. It provides a convenient location to terminate incoming fiber from the service provider to pigtails at the subscriber's premises, and includes an SC/APC adapter with two dust caps, as well as two splice sleeves. The box can be mounted in the Structured Media™ enclosure or as a stand-alone unit on a wall, and comes with an adhesive magnet for easy installation and place adjustments. See page **P-10** in the Connected Home section for ordering information.



## Opt-X™ 1000i and Opt-X™ 500i Accessories

Rack-Mount Opt-X™ Accessories		Available for			
Description	Cat. No.	2000i SDX	1000i SDX	500i SDX	Wall-Mount SDX
<b>[A]</b> Universal Clamp Kit, single cable grommet (for enclosure mounting)	5RCMP-KIT	X	X	X	X
Universal Clamp Kit, multiple cable grommet (for enclosure mounting)	5RCMP-KT2	X	X	X	X
<b>[B]</b> Universal Clamp Kit, single and multiple cable grommet (for rack mounting)	5RCMR-KIT	X	X	X	
1RU 23" Rack and Cabinet Mounting Bracket <sup>^</sup>	5R1RU-023	X	X		
Replacement Door <sup>^</sup>	5D000-*UN	X			
Replacement Door with Lock <sup>^</sup>	5D000-*UL	X			
Replacement Covers <sup>^</sup>	5C000-RPL	X			
<b>[C]</b> Fiber Cable Management Quarter-Round Ring Kit (bag of four) <sup>^</sup>	5R100-14R	X	X	X	
<b>[D]</b> 2000i Patch Cord Bend Radius Bracket (bag of two) <sup>^</sup>	5PCBR-*BT	X			
Lock and Key for Rack-Mount and Wall-Mount Enclosures	5L000-KAL		X		X
<b>[E]</b> HDX Retrofit Sliding Tray 1RU	5R1UR-TRY	X	X		
HDX Retrofit Sliding Tray 2RU	5R2UR-TRY	X	X		
<b>[F]</b> HDX-to-SDX Adapter Bracket	HDXAD-ACC	X	X	X	X
<b>[G]</b> 1RU Patch Cord Management Tray, for use with any flat panels	5R1UX-CMT			X	
<b>[H]</b> 2RU Patch Cord Management Tray, for use with any flat panels	5R2UX-CMT			X	
Grounding Kit	DPGRD-KIT	X	X	X	X
<b>[I]</b> 0RU Patch Cord Managers, bag of 2	5RCMT-VFG	X	X	X	
DIN Rail Bracket Kit (for mini enclosure only)	DNRAL-ACC				X
0RU Mounting Bracket, bag of 2 (for mini enclosure only)	5WMNB-ACC				X

<sup>^</sup> Minimum order quantity and lead times may apply.

\* = Rack Units: 1RU (1), 2RU (2), 4RU (4)

MTP™ is a registered trademark of US Conec, Ltd.



A



B



C



D



E



F



G



H



I



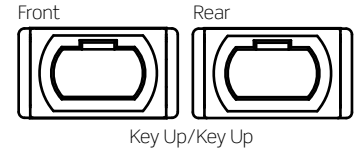
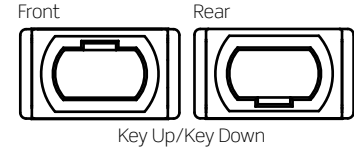
### SPOTLIGHT Patch Cord Management Tray

Patch Cord Management Trays help route and organize cables on Opt-X™ 500i SDX enclosures. The trays feature identification labels and front saddles that pivot for easier routing. Because they mount directly to the front of the enclosures, they do not require additional rack space. Available in 1RU and 2RU sizes, the trays can be used with any Leviton 1RU flush-mount MTP™ enclosure, and 2RU trays can be used with 3RU 500i SDX enclosures.

## Opt-X™ SDX Adapter Plates

### Features and Benefits

- Captive push/pull fasteners allow for quick, tool-free installation and removal
- Available in 6 to 24 fiber plates for LC, SC, and ST
- Fits in all SDX rack-mount and wall-mount enclosures and Vertigo™ panels
- 6-Pack QuickPort™ Adapter plates (item T) accept all QuickPort™ modules



### SDX Rack-Mount Enclosure Capacity

1RU FOR 2000i, 1000i & 500i	2RU FOR 2000i, 1000i & 500i	3RU FOR 1000i	3RU FOR 500i	4RU FOR 2000i & 1000i
Holds up to 3 adapter plates	Holds up to 6 adapter plates	Holds up to 9/12 adapter plates	Holds up to 12 adapter plates	Holds up to 12/15 adapter plates
6-pk Dplx LC = up to 36 fibers 6-pk Quad LC = up to 72 fibers 8-pk Dplx LC = up to 48 fibers 3-pk Dplx SC = up to 18 fibers 6-pk Dplx SC = up to 36 fibers 6-pk ST = up to 18 fibers 8-pk ST = up to 24 fibers	6-pk Dplx LC = up to 72 fibers 6-pk Quad LC = up to 144 fibers 8-pk Dplx LC = up to 96 fibers 3-pk Dplx SC = up to 36 fibers 6-pk Dplx SC = up to 72 fibers 6-pk ST = up to 36 fibers 8-pk ST = up to 48 fibers	6-pk Dplx LC = up to 108/144 fibers 6-pk Quad LC = up to 216/288 fibers 8-pk Dplx LC = up to 144/192 fibers 3-pk Dplx SC = up to 54/72 fibers 6-pk Dplx SC = up to 108/144 fibers 6-pk ST = up to 54/72 fibers 8-pk ST = up to 72/96 fibers	6-pk Dplx LC = up to 144 fibers 6-pk Quad LC = up to 288 fibers 8-pk Dplx LC = up to 192 fibers 3-pk Dplx SC = up to 72 fibers 6-pk Dplx SC = up to 144 fibers 6-pk ST = up to 72 fibers 8-pk ST = up to 96 fibers	6-pk Dplx LC = up to 144/180 fibers 6-pk Quad LC = up to 288/360 fibers 8-pk Dplx LC = up to 192/240 fibers 3-pk Dplx SC = up to 72/90 fibers 6-pk Dplx SC = up to 144/180 fibers 6-pk ST = up to 72/90 fibers 8-pk ST = up to 96/120 fibers

### SDX Wall-Mount Enclosure Capacity

SMALL	MEDIUM	LARGE
Holds up to 2 adapter plates	Holds up to 4 adapter plates	Holds up to 12 adapter plates
6-pk Dplx LC = up to 24 fibers 6-pk Quad LC = up to 48 fibers 8-pk Dplx LC = up to 32 fibers 3-pk Dplx SC = up to 12 fibers 6-pk Dplx SC = up to 24 fibers 6-pk ST = up to 12 fibers 8-pk ST = up to 16 fibers	6-pk Dplx LC = up to 48 fibers 6-pk Quad LC = up to 96 fibers 8-pk Dplx LC = up to 64 fibers 3-pk Dplx SC = up to 24 fibers 6-pk Dplx SC = up to 48 fibers 6-pk ST = up to 24 fibers 8-pk ST = up to 32 fibers	6-pk Dplx LC = up to 144 fibers 6-pk Quad LC = up to 288 fibers 8-pk Dplx LC = up to 192 fibers 3-pk Dplx SC = up to 72 fibers 6-pk Dplx SC = up to 144 fibers 6-pk ST = up to 72 fibers 8-pk ST = up to 96 fibers

Continued on next page

Continued from previous page

## SDX Precision Molded Fiber Adapter Plates

Description	Cat. No.
[A] 12-Fiber SDX Adapter Plate, OM1, Duplex LC (beige), zirconia ceramic sleeve	5F100-2IL
[B] 12-Fiber SDX Adapter Plate, OM2, Duplex LC (black), zirconia ceramic sleeve	5F100-2EL
[C] 12-Fiber SDX Adapter Plate, OM3 & OM4, Duplex LC (aqua), zirconia ceramic sleeve	5F100-2QL
[D] 12-Fiber SDX Adapter Plate, OS2, Duplex LC (blue), zirconia ceramic sleeve	5F100-2LL
[E] 12-Fiber SDX Adapter Plate, OS2, Duplex LC/APC (green), zirconia ceramic sleeve	5F100-2VL
[F] 24-Fiber SDX Adapter Plate, OM1, Quad LC (beige), zirconia ceramic sleeve	5F100-4IL
[G] 24-Fiber SDX Adapter Plate, OM2, Quad LC (black), zirconia ceramic sleeve	5F100-4EL
[H] 24-Fiber SDX Adapter Plate, OM3 & 4, Quad LC (aqua), zirconia ceramic sleeve	5F100-4QL
[I] 24-Fiber SDX Adapter Plate, OS2, Quad LC (blue), zirconia ceramic sleeve	5F100-4LL
6-Fiber SDX Adapter Plate, OM1, Duplex SC (beige), zirconia ceramic sleeve	5F100-6IC
6-Fiber SDX Adapter Plate, OM2, Duplex SC (black), zirconia ceramic sleeve	5F100-6EC
6-Fiber SDX Adapter Plate, OM3 & OM4, Duplex SC (aqua), zirconia ceramic sleeve	5F100-6QC
6-Fiber SDX Adapter Plate, OS2, Duplex SC (blue), zirconia ceramic sleeve	5F100-6LC
6-Fiber SDX Adapter Plate, OS2, Duplex SC/APC (green), zirconia ceramic sleeve	5F100-6VC
[J] 12-Fiber SDX Adapter Plate, OM1, Duplex SC (beige), zirconia ceramic sleeve	5F100-2IC
[K] 12-Fiber SDX Adapter Plate, OM2, Duplex SC (black), zirconia ceramic sleeve	5F100-2EC
[L] 12-Fiber SDX Adapter Plate, OM3 & OM4, Duplex SC (aqua), zirconia ceramic sleeve	5F100-2QC
[M] 12-Fiber SDX Adapter Plate, OS2, Duplex SC (blue), zirconia ceramic sleeve	5F100-2LC
[N] 12-Fiber SDX Adapter Plate, OS2, Duplex SC/APC (green), zirconia ceramic sleeve	5F100-2VC
[O] 6-Fiber SDX Adapter Plate, ST MM/SM (black), zirconia ceramic sleeve	5F100-6MT
[P] 8-Fiber SDX Adapter Plate, ST MM/SM (black), zirconia ceramic sleeve	5F100-8MT
[Q] SDX Adapter Plate, blank (black)	5F100-PLT

## SDX Fiber Adapter Plates, Metal

Description	Cat. No.
16-Fiber SDX Adapter Plate (black), OM1 & OM2, Duplex LC (beige), phosphor bronze sleeve*	5F100-16P
16-Fiber SDX Adapter Plate (black), OM3 & OM4, Duplex LC (aqua), zirconia ceramic sleeve*	5F100-16A
16-Fiber SDX Adapter Plate (black), OS2, Duplex LC (blue), zirconia ceramic sleeve*	5F100-16Z
[R] SDX Adapter Plate, 6 simplex MTP™ (black), key up/key down	5F100-6MP
SDX Adapter Plate, 6 simplex MTP™ (black), key up/key up*	5F100-6MB
[S] SDX Adapter Plate, 8 simplex MTP™ (black), key up/key down	5F100-8MP
SDX Adapter Plate, 8 simplex MTP™ (black), key up/key up*	5F100-8MB
[T] SDX Adapter Plate, 6-position QuickPort™ (black), empty	5F100-6QP


\* = Minimum order quantity and lead times may apply.

MTP™ is a registered trademark of US Conec, Ltd.

### SPOTLIGHT

#### SDX Precision-Molded Adapter Plates

Traditional adapter plate construction typically uses independent couplers inserted in a metal plate that often results in a “rattling” of components. Leviton SDX Adapter Plates eliminate rattling and loose-fitting adapters by using precision-molding and integrated adapters, improving the overall performance, functionality, and quality of construction. All multimode and single-mode SDX plates feature zirconia ceramic sleeves, providing high performance and low insertion loss (recommended for applications requiring 10 Gb/s and higher).





## Splice Trays

### Features and Benefits

#### Injection-Molded Splice Trays

- 12-fiber mini and 24-fiber high-density splice trays
- Protect and manage heat-shrink style spliced fibers
- Heat-shrink splice sleeves included
- Ratchet action clamps with foam rubber padding minimize damage to fibers
- Compatible with Leviton Opt-X™ 2000i SDX, Opt-X™ 1000i SDX, and Opt-X™ SDX wall-mount enclosures

#### Metal Splice Trays


- Available in 4- and 5-inch sizes with 12- or 24-fiber capacity
- For heat shrink splices
- Mounting holes with space blocks prevent fiber damage
- Compatible with SDX enclosures



Splice Tray Mounting Hardware Kit

### Accessories

Description	Cat. No.
Splice Tray Mounting Hardware Kit	SPLMT-HKT



### Injection-Molded Splice Trays

Description	Cat. No.
<b>[A]</b> 12-fiber Mini, 3.74" W x 5.59" L x 0.56" H (includes 14 heat shrink splice sleeves)	T5PLS-12F
<b>[B]</b> 24-fiber High-Density, 4.5" W x 7.63" L x 0.50" H (includes 26 heat shrink splice sleeves)	T5PLS-24F

### Metal Splice Trays

Description	Cat. No.	Heat Shrink (Plastic)
<b>[C]</b> 12-fiber Mini, 4" W x 7" L x 0.35" H	T47HS-P06	
12-fiber Mini, with standoff 4" W x 7" L x 0.57" H	5T000-00T	
<b>[D]</b> 12-fiber Standard, 5" W x 11.75" L x 0.35" H	T5LHS-P06	
<b>[E]</b> 24-fiber High-Density, 5" W x 11.75" L x 0.35" H	T5LHS-B12	

### Ribbon Style Splice Trays

Description	Cat. No.
72-fiber Ribbon Style, quartz, 6" W x 10" L x 0.35" H	T6XRB-40Q

Note: Splice tray mounting hardware sold separately except as noted.  
 Additional configurations available including mechanical splice.  
 Contact Inside Sales at 800.722.2082 for more information



## Splice Sleeves

### Features and Benefits

#### Fusion Splice Sleeves

- Standard 40 mm and 60 mm sizes
- Precise lengths free of all burrs and sharp edges
- Clear outer tube for viewing fiber color



### Fusion Splice Sleeves

Description	Standard 50/Pack	Slim 100/Pack	Ribbon 25/Pack
Fusion Splice Sleeve, 60 mm	[A] FSSSD-060	FSSSL-060	—
Fusion Splice Sleeve, 40 mm	FSSSD-040	FSSSL-040	—

### Sleeve Recommendations for Splice Trays

Splice Tray	Recommended Splice Sleeve
T5PLS-12F	INCL
T5PLS-24F	INCL
T47HS-P06	FSSSD-040
T47BF-P06	FSSSD-040
5T000-00T	FSSSD-040


Splice Tray	Recommended Splice Sleeve
T5LHS-P06	FSSSD-060
T5LHS-B12	FSSSD-040

## e2HDX Snap-In Cassette Patching System

### Features and Benefits

#### Fiber Cassettes

- Easy to migrate from 10G to 40/100G when used with Opt-X™ Unity trunks, harnesses, and patch cords
- Used exclusively with e2XHD panels
- Available in MTP™-MTP™ or MTP™-LC
- Available in 12- or 24-fiber, OM3, OM4, OM4+, OS2
- MTP™ adapter swivel allows for easy cable routing and proper bend radius
- QuickPort™ MTP™-LC Cassette uses QuickPort™ modular fiber adapters; can be removed with QuickPort™ Connector Removal Tool
- All cassettes use either 24-fiber or 12-fiber low-loss MTP™ connectors
- Conversion cassettes for 40G to 100G channels connecting QSFP+ to SFP+ transceivers, or 120G to 10G channels connecting MXP ports to SFP+ transceivers



### e2XHD Patching System Cassettes

Description	Cat. No.
<b>[A]</b> 24-fiber e2XHD Cassette, MTP™-LC, core (2x12 Fiber MTP™)	(see options below)
<b>[B]</b> 12-fiber e2XHD Cassette, OS2, MTP™-LC, core (1x12 Fiber MTP™)	(see options below)
<b>[C]</b> 24-fiber e2XHD Cassette, MTP™-MTP™, core (1x24 Fiber MTP™)	(see options below)
24-fiber e2XHD Cassette, MTP™-MTP™, edge (1x24 Fiber MTP™)	(see options below)
<b>[D]</b> 24-fiber e2XHD Cassette, MTP™-LC, edge (2x12 Fiber MTP™)	(see options below)
<b>[E]</b> 24-fiber e2XHD Cassette, MTP™-MTP™, edge (1x24 Fiber MTP™)	(see options below)
<b>[F]</b> 12-fiber e2XHD QuickPort™ Cassette, OM3 and OM4, LC (Aqua)	E2XLC-AQU
12-fiber e2XHD QuickPort™ Cassette, OS2, LC (Blue)	E2XLC-BLU
<b>[G]</b> e2XHD Cassette, MTP™-MTP™ passthrough, four key-up/key-down adapters	E2XHD-4MP
e2XHD Cassette, MTP™-MTP™ passthrough, four key-up/key-up adapters	E2XHD-4MB

### Conversion Cassettes

Description	Cat. No.
8-fiber e2XHD Conversion Cassette, 40G to 10G OM3, MTP™-LC*	FME2XHD-E008CKQDJ
<b>[H]</b> 8-fiber e2XHD Conversion Cassette, 40G to 10G OM4, MTP™-LC*	FME2XHD-F008CKQDJ
8-fiber e2XHD Conversion Cassette, 40G to 10G OS2, MTP™-LC*	FME2XHD-A008CKQDJ
24-fiber e2XHD Conversion Cassette, 120G to 10G OM3, MTP™-LC*	FME2XHD-E024CHQES4
24-fiber e2XHD Conversion Cassette, 120G to 10G OM4, MTP™-LC*	FME2XHD-F024CHQES4
24-fiber e2XHD Conversion Cassette, 120G to 10G OS2, MTP™-LC*	FME2XHD-A024CHLES4

\* = Minimum order quantity and lead times may apply.

For assistance customizing your cassettes, please call Tech Support at (800) 824 3005 or visit [leviton.com/configurator](http://leviton.com/configurator)

### Make-to-Order! e2XHD MTP™ FIBER CASSETTE OPTIONS

FIBER TYPE	FIBER COUNT	CONNECTOR TYPE (FRONT)	MTP™ TYPE (REAR)	POLARITY
• OM3	• 8	• LC	• 12-fiber MTP™	• Method A
• OM4	• 12	• 8-fiber MTP™ (Female)	• 24-fiber MTP™	• Method B, Core, Black
• OS2	• 24			• Method B, Edge, White
				• Method C

For MTP™ Method B polarity, you must order one each of the core and edge cassettes.

MTP™ is a registered trademark of US Conec, Ltd.

## e2HDX Snap-In Cassette Patching System

### Features and Benefits

#### High Density Panels

- Allows for fiber and copper in the same panel
- 1RU panels hold up to 8 single-height fiber cassettes (48 fiber channels)
- Alignment tabs on panels ensure upright insertion of cassettes
- Mount on standard 19-inch racks or cabinets

#### Angled Panel Cover

- Uses no additional rack space
- Minimizes dust and debris behind panels
- Attaches directly to e2XHD Angled Panel
- Can be retrofitted after panel is installed
- Can be used for top and bottom of panels

#### Rear Cable Managers

- Support both fiber and copper cables
- Cable management rings included to help manage and route incoming fiber cables
- Built-in VELCRO® Brand tie downs secure cables
- Optional Clamp Kits available to provide cable strain relief for incoming cables
- Flat Panel Manager mounts to rack or cabinet; screws included
- Angled Panel Manager attaches directly to panels



A



B



C



D



E



F



G



H



1RU e2XHD High-Density Patch Panel with Label Kit

### e2XHD Panels, Cable Managers, Covers, and Tools

Description	Cat. No.
[A] 1RU e2XHD Angled High-Density Panel	E2X1A-S48
[B] 1RU e2XHD Flat High-Density Panel	E2X1F-S48
[C] e2XHD Rear Cable Manager for Angled Panel, with fiber storage rings (four quarter-round rings)	E2XHD-CMB
[D] e2XHD Rear Cable Manager for Flat Panel, with fiber storage rings (four quarter-round rings)	E2X1F-CMB
[E] e2XHD Angled Panel Cover	E2XHD-COV
[F] e2XHD Cassette Blank	E2XHD-BLK
QuickPort™ Connector Removal Tool	E2XHD-JRT
[G] Universal Clamp Kit, single cable Grommet (mounts to Rear Cable Manager)	5RCMP-KIT
Universal Clamp Kit, multiple cable Grommet (mounts to Rear Cable Manager)	5RCMP-KT2
Universal Clamp Kit, single and multiple cable Grommet (for rack mounting)	5RCMR-KIT
[H] e2XHD Label Kit (4 pack) <sup>+</sup>	E2XHD-LBL

<sup>+</sup> = Label Kit occupies one row of panel

## Economy Multimode Patch Cords

### Features and Benefits

- Riser rated is standard, LSHF/LSZH is optional
- < 0.3 dB insertion loss maximum, > 25 dB return loss
- 100% factory tested
- Many fiber options: OM1, OM2, OM3, and OM4
- All cables are pre-labeled and individually bagged
- Quick-turn delivery available



LC-LC Duplex 62.5/125 µm MM

62.5/125 µm Multimode (OM1) OFNR Duplex			50/125 µm Multimode (OM2) OFNR Duplex		
Description	Length (Meters)	Cat. No.	Description	Length (Meters)	Cat. No.
LC-LC	1	62DLC-M01	LC-LC	1	50DLC-M01
LC-LC	2	62DLC-M02	LC-LC	2	50DLC-M02
LC-LC	3	62DLC-M03	LC-LC	3	50DLC-M03
LC-LC	5	62DLC-M05	LC-LC	5	50DLC-M05
LC-LC	10	62DLC-M10	LC-LC	10	50DLC-M10
SC-SC	1	62DSC-M01	SC-SC	1	50DSC-M01
SC-SC	2	62DSC-M02	SC-SC	2	50DSC-M02
SC-SC	3	62DSC-M03	SC-SC	3	50DSC-M03
SC-SC	5	62DSC-M05	SC-SC	5	50DSC-M05
SC-SC	10	62DSC-M10	SC-SC	10	50DSC-M10
ST-ST	1	62DST-M01	ST-ST	1	50DST-M01
ST-ST	2	62DST-M02	ST-ST	2	50DST-M02
ST-ST	3	62DST-M03	ST-ST	3	50DST-M03
ST-ST	5	62DST-M05	ST-ST	5	50DST-M05
ST-ST	10	62DST-M10	ST-ST	10	50DST-M10
SC-LC	1	62DCL-M01	SC-LC	1	50DCL-M01
SC-LC	2	62DCL-M02	SC-LC	2	50DCL-M02
SC-LC	3	62DCL-M03	SC-LC	3	50DCL-M03
SC-LC	5	62DCL-M05	SC-LC	5	50DCL-M05
SC-LC	10	62DCL-M10	SC-LC	10	50DCL-M10
SC-ST	1	62DCT-M01	50/125 µm LOMM (OM4) OFNR Duplex		
SC-ST	2	62DCT-M02			
SC-ST	3	62DCT-M03			
SC-ST	5	62DCT-M05			
SC-ST	10	62DCT-M10			
SC-ST	10	62DCT-M10			
50/125 µm LOMM (OM3) OFNR Duplex			Description	Length (Meters)	Cat. No.
Description	Length (Meters)	Cat. No.	LC-LC	1	54DLC-M01
LC-LC	1	5LDLC-M01	LC-LC	2	54DLC-M02
LC-LC	2	5LDLC-M02	LC-LC	3	54DLC-M03
LC-LC	3	5LDLC-M03	LC-LC	5	54DLC-M05
LC-LC	5	5LDLC-M05	LC-LC	10	54DLC-M10
LC-LC	10	5LDLC-M10	SC-LC	1	54DCL-M01
SC-SC	1	5LDSC-M01	SC-LC	2	54DCL-M02
SC-SC	2	5LDSC-M02	SC-LC	3	54DCL-M03
SC-SC	3	5LDSC-M03	SC-LC	5	54DCL-M05
SC-SC	5	5LDSC-M05	SC-LC	10	54DCL-M10
SC-SC	10	5LDSC-M10	SC-LC	1	54DCL-M01
SC-LC	1	5LDCL-M01	SC-LC	2	54DCL-M02
SC-LC	2	5LDCL-M02	SC-LC	3	54DCL-M03
SC-LC	3	5LDCL-M03	SC-LC	5	54DCL-M05
SC-LC	5	5LDCL-M05	SC-LC	10	54DCL-M10
SC-LC	10	5LDCL-M10			

## Economy Single-Mode Patch Cords and Economy Pigtails

### Features and Benefits

#### Economy Single-Mode Patch Cords

- Available in standard LC, SC, ST, or hybrid options
- Riser-rated duplex zip cord single-mode cable
- UPC or APC polish style connectors
- < 0.3 dB insertion loss, -55 dB (UPC) / -65 dB (APC) return loss
- Low-Smoke Zero-Halogen (LSZH) OS2 available by special order



UPC SC-SC Duplex SM




UPC LC-SC Duplex SM



APC SC-SC Simplex SM

#### Economy Pigtails

- Available in LC, SC, or ST connector styles
- Multimode, laser-optimized multimode, or single-mode fiber types
- 900  $\mu$ m buffered fiber cable in 3-meter length, color White
- Application use: fusion or mechanical splicing
- 12-fiber color-coded pigtail kit, colors per TIA-598-A



62PSC Kit

### 9/125 $\mu$ m Single-Mode Patch Cords (OS1) — Duplex

Description	Cat. No.
LC-LC	UPDLC-S**
SC-SC	UPDSC-S**
ST-ST	UPDST-S**
SC-LC	UPDCL-S**
SC-ST	UPDCT-S**

\*\* = Length in meters: 1, 2, 3, 5, 10

### APC Single-Mode Patch Cords (OS2) — Simplex

Description	Length (Meters)	Cat. No.
SC-SC	1	APSSC-S01
SC-SC	2	APSSC-S02
SC-SC	3	APSSC-S03
SC-SC	5	APSSC-S05
SC-SC	10	APSSC-S10

### Single-Mode Pigtail — Simplex (3 Meters)

Description	Cat. No.
LC UPC polish	UPPLC-S03
SC UPC polish	UPPSC-S03
ST UPC polish	UPPST-S03
LC APC polish	APPLC-S03
SC APC polish	APPSC-S03

Contact Inside Sales at 800.722.2082 for 6-fiber pigtail kits, other configurations or custom lengths

### Multimode Pigtail — Simplex (3 Meters)

Description	Cat. No.
LC 62.5/125 $\mu$ m, OM1	62PLC-M03
SC 62.5/125 $\mu$ m, OM1	62PSC-M03
ST 62.5/125 $\mu$ m, OM1	62PST-M03
LC 50/125 $\mu$ m, OM2	50PLC-M03
SC 50/125 $\mu$ m, OM2	50PSC-M03
ST 50/125 $\mu$ m, OM2	50PST-M03
LC 50/125 $\mu$ m, LOMM, OM3	5LPLC-M03
SC 50/125 $\mu$ m, LOMM, OM3	5LPSC-M03
ST 50/125 $\mu$ m, LOMM, OM3	5LPST-M03
LC 50/125, LOMM, OM4	54PLC-M03

### 12-Fiber Individual Color-Coded Pigtail Kits (3 Meters)

Description	Cat. No.
LC 62.5/125 $\mu$ m, OM1	62PLC-KIT
LC 50/125 $\mu$ m, OM2	50PLC-KIT
LC 50/125 $\mu$ m LOMM, OM3	5LPLC-KIT
LC 50/125, $\mu$ m LOMM, OM4	54PLC-KIT
SC 62.5/125 $\mu$ m, OM1	62PSC-KIT
SC 50/125 $\mu$ m, OM2	50PSC-KIT
SC 50/125 $\mu$ m LOMM, OM3	5LPSC-KIT
ST 62.5/125 $\mu$ m, OM1	62PST-KIT
ST 50/125 $\mu$ m, OM2	50PST-KIT
LC UPC Polish SM, OS2	UPPLC-KIT
SC UPC Polish SM, OS2	UPPSC-KIT

### 12-Fiber MTP™ Jacketed-Ribbon Pigtail Kits (3 Meters)

Description	Female	Male
Standard Loss, OM3*	LJ2PS-03M	LJ2PT-03M
Low Loss, OM3*	LJ2PL-03M	LJ2PK-03M
Standard Loss, OM4*	4J2PS-03M	4J2PT-03M
Low Loss, OM4*	4J2PL-03M	4J2PK-03M
Standard Loss, OS2*	UJ2PS-03M	UJ2PT-03M
Low Loss, OS2*	UJ2PL-03M	UJ2PK-03M

\* = Minimum order quantity and lead times may apply

## FastCAM™ Connectors

### Features and Benefits

- Pre-polished, field-installable connectors
- Designed for data center and other applications that require fast network deployment
- Use precision zirconia ferrules
- Require no polishing or epoxy curing; provide immediate termination
- Precision mechanical termination uses molded v-groove technology to retain and align the fiber
- Terminated on 250 μm or 900 μm buffered fiber and/or 2 or 3 mm jacketed fiber
- Available in multimode, laser-optimized multimode, and single-mode connector styles
- Higher yields with Visual Fault Locator (VFL) compatible LC, SC, and ST connectors



### FastCAM™ Connectors — 1 Per Bag

Description	Cat. No.
[A] FastCAM™ LC OS2 Single-Mode Connector, blue	49991-SLC
[B] FastCAM™ LC OM3/OM4 50/125 μm Laser-Optimized Multimode Connector, aqua	49991-LLC
[C] FastCAM™ LC OM1 62.5/125 μm Multimode Connector, beige	49991-MLC
[D] FastCAM™ LC OM2 50/125 μm Multimode Connector, black	49991-5LC
[E] FastCAM™ SC OS2 Single-Mode Connector, blue	49991-SSC
[F] FastCAM™ SC OM3/OM4 50/125 μm Laser-Optimized Multimode Connector, aqua	49991-LSC
[G] FastCAM™ SC OM1 62.5/125 μm Multimode Connector, beige*	49991-MSC
[H] FastCAM™ SC OM2 50/125 μm Multimode Connector, black	49991-5SC
[I] FastCAM™ SC/APC OS2 Single-Mode Connector, green	49991-ASC
[J] FastCAM™ ST OM2 50/125 μm Multimode Connector, black	49991-5ST
[K] FastCAM™ ST OS2 Single-Mode Connector, blue	49991-SST
[L] FastCAM™ ST OM1 62.5/125 μm Multimode Connector, beige	49991-MST
FastCAM™ LC Duplex Clips	49991-CLP

\* = Minimum order quantity and lead times may apply



FastCAM™ components



**Related Products**  
For FastCAM™ tools and consumables **see pages Q-74 to Q-75.**

### SPOTLIGHT

#### Ceramic vs. Polymer Ferrules

Fiber optic ferrules, which ensure accurate alignment of fiber-to-fiber core interfaces, can be constructed of zirconia ceramic or polymer composites. While the two materials offer comparable performance in several areas, ceramic ferrules are superior in the key attributes of reliability (withstanding day-to-day environmental stressors) and durability (withstanding repeated matings/MACs). Leviton builds its connectors using only ceramic ferrules, so our customers can be assured of the best fiber connector performance in any application.






## Fast-Cure™ Connectors

### Features and Benefits

- Anaerobic adhesive-style, field-installable connectors
- Hand polishing required
- Most robust connection, ideal for inside and outside plant applications
- Available in LC, SC, and ST connector styles
- Available in LOMM, multimode, and single-mode versions
- 900 µm and 3 mm boots included with SC and ST connectors



Fast-Cure™ components



### Fast-Cure™ Adhesive Connectors

Description	OS2 Single-Mode	OM1 & OM2 Multimode	OM3 & OM4 LO Multimode
<b>[A]</b> LC Fast-Cure™ Connector with 3 mm boot	49990-SL2 (blue)	49990-ML2 (beige)	49990-LL2 (aqua)
<b>[B]</b> LC Fast-Cure™ Connector with 900 µm boot	49990-SDL (blue)	49990-MDL (beige)	49990-LDL (aqua)
<b>[C]</b> SC Fast-Cure™ Connector	49990-SSC (blue)	49990-MSC (beige)	49990-LSC (aqua)
<b>[D]</b> ST Fast-Cure™ Connector	49990-SST	49990-MST	—

### Fast-Cure™ Accessories

Description	OS2	OM1, OM2, OM3, & OM4
<b>[E]</b> LC Duplex Clip for Fast-Cure™ Connector, beige (bag of 25)	—	49886-DLM
<b>[F]</b> LC Duplex Clip for Fast-Cure™ Connector, blue (bag of 25)	49886-DLS	—
<b>[G]</b> SC Duplex Clip for Fast-Cure™ Connector, black (bag of 25)	49886-DSC	49886-DSC

## Fiber Optic Fan-Out Kits

### Features and Benefits

- Protect bare fiber and prepare loose tube cable for direct termination to industry-standard connectors
- Separate 250 µm fibers and route into color-coded 900 µm buffer tubes with no proprietary tools
- Available in 6- or 12-strand kits and 24- or 36-inch lengths
- Works with cabling from any manufacturer (will accommodate buffer tube diameter up to 3.5 mm max)

### Fiber Optic Fan-Out Kits

Description	Cat. No.
<b>[H]</b> 24" Fiber Optic Fan-Out Kit, 6-fiber	49887-06S
24" Fiber Optic Fan-Out Kit, 12-fiber	49887-12S
36" Fiber Optic Fan-Out Kit, 6-fiber	49887-06L
36" Fiber Optic Fan-Out Kit, 12-fiber	49887-12L
Fan-Out Consumables Kit	49800-FAN



H

### SPOTLIGHT

#### Multiple Fiber Optic Fan-Out Kits

Stack multiple Fiber Optic Fan-Out Kits inside a fiber enclosure to save space. Available in two lengths, these 6- or 12-fiber kits separate 250 µm fibers and route them into color-coded 900 µm buffer tubes. The easy-to-use kits work with any manufacturer's loose-tube cabling and any industry-standard connectors. To learn more, watch a termination demonstration at [leviton.com/videos](http://leviton.com/videos).



## QuickPort™ Fiber Adapters

### Features and Benefits

- Snap into all QuickPort™ openings and Multimedia Outlet System (MOS) housings
- Tool-free plug-n-play installation
- Offered with precision phosphor bronze or zirconia ceramic alignment sleeve



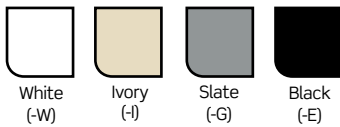
### QuickPort™ Fiber Adapters

Description	Cat. No.
QuickPort™ Duplex LC Adapter, MM, phosphor bronze sleeve, Beige*	41085-ML°
<b>[A]</b> QuickPort™ Duplex LC Adapter, 10G LOMM, zirconia ceramic sleeve, Aqua*	41085-LL°
QuickPort™ Duplex LC Adapter, SM, zirconia ceramic sleeve, Blue*	41085-SL°
<b>[B]</b> QuickPort™ Simplex SC Shuttered Adapter, MM, phosphor bronze sleeve	41085-M^C
QuickPort™ Simplex SC Shuttered Adapter, SM, zirconia ceramic	41085-S^C
<b>[C]</b> QuickPort™ Simplex SC/APC Adapter, SM, zirconia ceramic	41085-AS°
<b>[D]</b> QuickPort™ ST Fiber Optic Adapter, MM, phosphor bronze sleeve	41084-S^F
QuickPort™ ST Fiber Optic Adapter, SM, zirconia ceramic sleeve	41084-S^Z
<b>[E]</b> MTP™ QuickPort™ Adapter, SM/MM, key up to key down*	41085-TP°
MTP™ QuickPort™ Adapter, SM/MM, key up to key up*	41085-TB°

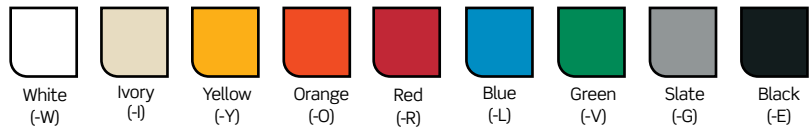
\* = Minimum order quantity and lead times may apply.  
Some adapters are Make-to-Order, contact Inside Sales at 800.824.3005 for ordering information  
MTP™ is a registered trademark of US Conec, Ltd.

**Color Choices** QuickPort™ fiber adapters are offered in a wide range of colors. To order colors, add suffix to Cat. No.

^Colors



°Colors



### SPOTLIGHT

#### QuickPort™ Wallplates

QuickPort™ adapters are designed to fit our complete line of QuickPort™ wallplates found on pages **Q-5 to Q-7**.



**Related Products**  
For QuickPort™ Jacks see pages **Q-2 to Q-4**.

### Fiber Inserts

The innovative Multimedia Outlet System (MOS) consists of a surface-mount box and single- and dual-gang wallplates that accept a wide variety of fiber, copper, and AV jacks and couplers. The single-gang wallplate and surface-mount box accepts up to six connectors; dual-gang accepts up to twelve.

#### Features and Benefits

- Modules are available in 0.5, 1, 1.5, 2, and 3 unit high sizes
- Surface-mount box accepts only 1 unit high modules
- Plates accept 3 units high total
- Available in standard QuickPort™ footprint as well as more specialized modules
- Snap-in installation into wallplates and surface-mount boxes
- Front-load installation simplifies moves, adds, and changes (MACs)
- Angled geometry protects cabling



AV Solutions

#### Fiber MOS Family



#### MOS Surface-Mount Box and Wallplate Housings

Description	White	Lt. Almond	Ivory	Gray	Black	
<b>[A]</b> Single-Gang Wallplate	41290-SMW	41290-SMT	41290-SMI	41290-SMG	41290-SME	41290-SMS
<b>[B]</b> Dual-Gang Wallplate	41290-DMW	41290-DMT	41290-DMI	41290-DMG	41290-DME	41290-DMS
<b>[C]</b> Three-Gang Wallplate	—	—	—	—	—	41290-TMS
<b>[D]</b> Surface-Mount Box	41296-MMW	41296-MMT	41296-MMI	41296-MMG	41296-MME	—
<b>[E]</b> Surface-Mount Housing, holds one 1 unit high module	4M089-1WM	4M089-1IM	4M089-1TM	4M089-1GM	4M089-1EM	—
<b>[F]</b> Fiber Storage/Spacer Ring	41290-DRW	—	41290-DRI	41290-DRG	41290-DRE	—
<b>[G]</b> Decora® Insert, holds one 1 unit high MOS module	41649-00W	41649-00T	41649-00I	41649-00G	41649-00E	—

\* = Surface-mount box is not compatible with 41295-V\*\*, 41292-D\*\*, and 41292-A\*\*.

\*\* = Dual-gang only.




Continued on next page

Continued from previous page

MOS Fiber Inserts					
Description	White	Ivory	Gray	Black	
<b>[A]</b> 1 Duplex SC, zirconia ceramic, SM/MM blue, (1 unit high)	41291-2CW	41291-2CI	41291-2CG	41291-2CFE	
<b>[B]</b> 1 Duplex SC, zirconia ceramic, SM/MM blue, 45° exit (1.5 units high)	41294-2CW	41294-2CI	41294-2CG	41294-2CFE	
<b>[C]</b> 1 Duplex SC, zirconia ceramic, SM/MM blue, 45° exit (2 units high)	41292-2CW	41292-2CI	41292-2CG	41292-2CFE	
<b>[D]</b> 2 Duplex SC, zirconia ceramic, SM/MM blue, 45° exit (3 units high)	41293-4CW	41293-4CI	41293-4CG	—	
1 Duplex ST, zirconia ceramic, SM, (1 unit high)	41291-2TW	41291-2TI	—	41291-2TFE	
<b>[E]</b> 1 Duplex ST, phosphor bronze, MM, (1 unit high)	41291-2TW	41291-2TI	—	—	

For multimode SC adapters in beige, blue, or aqua housing, please contact Inside Sales at 800.722.2082

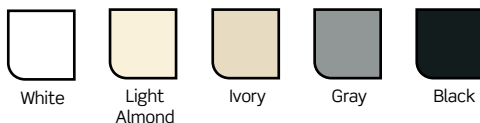


MOS QuickPort™ Adapters and Blank Modules					
Description	White	Lt. Almond	Ivory	Gray	Black
<b>[F]</b> 1-Port QuickPort™ Module (1 unit high)	41291-1MW	41291-1MT	41291-1MI	41291-1MG	41291-1ME
<b>[G]</b> 2-Port QuickPort™ Module (1 unit high)	41291-2QW	41291-2QT	41291-2QI	41291-2QG	41291-2QE
<b>[H]</b> 2-Port 45° Exit Angled QuickPort™ Module (1.5 units high)	41294-2QW	41294-2QT	41294-2QI	41294-2QG	41294-2QE
<b>[I]</b> Blank Module (0.5 units high)	41295-5BW	41295-5BT	41295-5BI	41295-5BG	41295-5BE
<b>[J]</b> Blank Module (1 unit high)	41291-1BW	41291-1BT	41291-1BI	41291-1BG	41291-1BE
<b>[K]</b> Blank Module (1.5 units high)	41294-2BW	41294-2BT	41294-2BI	41294-2BG	41294-2BE
<b>[L]</b> Blank Module (2 units high)	41292-2BW	41292-2BT	41292-2BI	41292-2BG	41292-2BE



For LC adapters, use QuickPort™ modules above and LC adapters on page Q-71.

**Color Choices** MOS QuickPort™ adapters and blank modules are offered in five colors.



## Fiber Optics Tools



### Universal Tools and Accessories

Description	Cat. No.
<b>[A]</b> 250 and 900 $\mu$ m Buffer Remover (yellow handle)	49886-BR2
<b>[B]</b> Stripper 2.0/3.0 mm Jacket and 250/900 $\mu$ m Buffer	49886-BR3
<b>[C]</b> Jacket Stripper	49886-STP
<b>[D]</b> Aramid Strand Scissors	49886-SIS
Sapphire Scribe	49886-SCR
1.25 mm (LC) Polishing Puck	49886-LCP
2.5 mm (SC/ST) Polishing Puck	49886-PUC
3" x 6" Polishing Pad	49886-PAD
Tool Kit Carrying Case	49886-CSE
Safety Pad	49886-SPD
<b>[E]</b> 200x Inspection Scope	49886-FSP
<b>[F]</b> LC Scope Adapter (works with 200x scope only)	49886-LCS
Duplex LC Scope Adapter (works with 200x scope only)	49886-LCD
<b>[G]</b> MTP™ Scope Adapter (works with 200x scope only)	49886-MCS
Fiber Optic Crimp Tool with .128/.151/.178 hex die	49886-FCT
Tool Kit Carrying Case	49886-FCC
<b>[H]</b> MTP™/MPO Male/Female Cleaning Tool (>600 cleanings)	49886-MCT
MTP™/MPO Refill Kit for 49886-MCT	49886-MCR
<b>[I]</b> LC-LC and MU Cleaning Tool	49886-LCT
<b>[J]</b> SC-SC, ST, FC, and E2000 Cleaning Tool	49886-SCT
<b>[K]</b> MTP™/MPO Female Cleaning Tool	49886-UFT
MTP™/MPO Male (with pins) Cleaning Tool	49886-UMT

MTP™ is a registered trademark of US Conec, Ltd.

### FastCAM™ Specific Tools

Description	Cat. No.
Work Tray <sup>^</sup>	49886-LNT
Gooseneck LED <sup>^</sup>	49886-LGN
<b>[L]</b> APC Angled Cleaver	49886-APC
<b>[M]</b> Flat Cleaver	49886-LNX
<b>[N]</b> Visual Fault Locator (VFL) (2.5 mm and 1.25 mm adapters included)	49886-VFL
Replacement 1.25 mm Adapter for VFL	49886-FLA

<sup>^</sup> = Minimum order quantity and lead times may apply.

### LEARN: CLEANING INSTRUCTIONS

Protect your investment and make sure you get the network performance you expect when you CL.I.C. - Clean, Inspect, Connect.

For directions visit [leviton.com/clc](http://leviton.com/clc).



## Consumable Products and Kits

### Features and Benefits

#### Universal Consumables Kit

All the basic supplies needed to clean and polish fiber optic connectors.

**Kit includes:**

- 50 lint-free dry wipes
- 50 alcohol pads
- 30 sheets 12 µm lapping film
- 30 sheets 3 µm lapping film
- 30 sheets 0.3 µm lapping film
- Piano wire

#### Adhesive/Accelerator Kit

**Kit includes:**

- Loctite 680 adhesive
- Loctite 7649 accelerator with syringe
- Two needles

#### Fast-Cure™ Consumables Kit

Everything from the Universal Kit, plus specialized supplies for Fast-Cure™ terminations.

**Additional included items:**

- 25 syringes
- 25 needles
- Adhesive and accelerator

#### Fan-Out Consumables Kit

Kit terminates a minimum of 10 Fiber Optic Fan-Out Kits.

**Kit includes:**

- 20 lint-free dry wipes
- 10 alcohol pads
- 10 D'Gel® packets
- Sealant
- Talc powder



A



B



C



D

### Consumables Kits

Description	Cat. No.
[A] Universal Consumables Kit	49800-CON
[B] Fast-Cure™ Consumables Kit	49800-FCC
[C] Adhesive/Accelerator Kit	49800-680
[D] Fan-Out Consumables Kit	49800-FAN

### Consumables

Description	Cat. No.
Piano Wire	49886-WRE
Lint-Free Dry Wipes (100 per pack)	49886-DWP
Alcohol Pads (100 per pack)	49886-APD
12 µm Aluminum Oxide Lapping Film, pink (100 per pack)	49886-12F
3 µm Aluminum Oxide Lapping Film, yellow (100 per pack)	49886-03F
0.3 µm Aluminum Oxide Lapping Film, light blue (100 per pack)	49886-X3F
Replacement Needles (25 per pack)	49886-FCN
Replacement Syringes (25 per pack)	49886-SYR




## Versi-Duct™ Cable Management System

The Leviton unique Versi-Duct™ system is a versatile cable management solution for copper and fiber installations. The innovative system fits on any standard equipment rack, and accessories enable a wide range of cable management configurations.

### Features and Benefits

#### Versi-Duct™ 8" Channel Cable Management

- Ideal for today's large-scale deployments and Cat 6A installations with typical larger-diameter cable
- 80-inch channel ships in two 40-inch pieces for easier handling and installation
- Channels available with standard black cover
- Designer cover (gray) available as an accessory
- Channels include mounting bracket kit and two covers, one slack-loop organizer, and one cable retainer, per 80-inch side (front or front/rear)
- Covers feature integrated dual-hinge for easy accessibility
- Channels can be side- or center-mounted for better space utilization
- Large finger-passthrough space aligns with rack units



### Versi-Duct™ 8" Channel Vertical Cable Management and Accessories

Description	Front Only	Front & Rear
Vertical 80" length, 8" W x 8" D channel, standard black cover, hinged	[A] 8980L-VFO*	[B] 8980L-VFR
Vertical 40" Cover, 8" W, black (set of 4)	—	8940L-SRC
Vertical 40" Designer Cover, 8" W, gray (set of 2)	—	89265-8DC
Vertical Center Mounting Bracket, 8" W channel (bag of 4)	—	89265-BKT
Vertical Cable Retainer, 8" W channel (bag of 6)	—	[C] 89265-WR1
Vertical Slack Loop Organizer, 8" W channel (package of 2)	—	[D] 89265-SL1

\*Rear retrofit not available

### Versi-Duct™ 8" Capacity Chart

Use the chart below to determine maximum recommended cable capacity for 8" Versi-Duct™ managers, based on average cable outside diameter. To ensure proper bend radius and space for future additions, do not fill to capacity at initial installation.

Feature	Channel Depth (WxD)	Usable Area (In <sup>2</sup> )	Cat 6A Capacity (.330" Cable)	Cat 6 Capacity (.230" Cable)	Cat 5e Capacity (.185" Cable)
8" Channel Size	7.88" x 6.9"	54.3	159	327	505
Finger Spacing	5.5" x 1"	5.5	24	50	77
Large Passthrough	4.8" x 2.6"	11.2	49	101	156
Small Passthrough	2.6" dia.	5.3	23	48	74



### Features and Benefits

#### Versi-Duct™ 5" Channel Cable Management

- 80-inch channel ships in two 40-inch pieces for easier handling and installation
- Interlocking tabs maintain flush channel alignment
- Finger spacing aligns with rack units

#### Versi-Duct™ Horizontal Cable Management

- Fits all standard 19-inch racks
- Includes bend radius compliant clips
- Finger spacing aligns with patch panel port openings to better manage patch cords
- Standard black replacement covers available through customer service



Mount the Slack Loop Organizer on the duct fingers to manage excess cables.



A, B



C



D



E, F



G, H



I, J



K

### Versi-Duct™ 5" Channel Vertical Cable Management and Accessories

Description	Front Only	Front & Rear
Vertical 80" length, 5" W x 4" D channel, standard snap-on black cover (included)	4980L-VFO*	4980L-VFR
Vertical 40" length, 5" W x 4" D channel, standard snap-on black cover (included)	[A] 4940L-VFO*	[B] 4940L-VFR
Vertical 40" Cover, 5" channel, snap-on, black (set of 4)	—	4940L-SRC
Vertical 40" Designer Cover, 5" channel, snap-on, gray (set of 2)	—	[C] 59265-5DC
Vertical Center Mounting Bracket, 5" channel (set of 2)	—	[D] 49265-BKT
Versi-Duct™ Slack Loop Organizer (set of 2)	—	49265-SL1
Versi-Duct™ Slack Loop Organizer (extended) (set of 2)	—	49265-SL2

### Versi-Duct™ Horizontal Cable Management and Accessories

Description	Front Only	Front & Rear
Horizontal Manager, 2RU, 3" W x 3" D front, 2" W x 4" D rear**, with cover	[G] 492RU-HFO	[H] 492RU-HFR
Horizontal Manager, 1RU, 1.5" W x 3" D front, 1.5" W x 4" D rear**, with cover	[I] 491RU-HFO	[J] 491RU-HFR
Horizontal Designer Cover, 2RU, snap-on, gray	—	[K] 49265-DC2
Horizontal Designer Cover, 1RU, snap-on, gray	—	49265-DC1
Horizontal Cable Retainer (10 per package)	—	[E] 49265-WR1
Horizontal Cover Hinge (4 per package)	—	[F] 49265-HNG

\* = Rear retrofit not available.  
 \*\* = Bend radius clips included

### Versi-Duct™ 5" Capacity Chart

Use the chart below to determine maximum recommended cable capacity for 5" Versi-Duct™ managers, based on average cable outside diameter. To ensure proper bend radius and space for future additions, do not fill to capacity at initial installation.

Feature	Channel Depth (WxD)	Usable Area (In <sup>2</sup> )	Cat 6A Capacity (.330" Cable)	Cat 6 Capacity (.230" Cable)	Cat 5e Capacity (.185" Cable)
5" Channel Size	4.75" x 3.9"	18.5	54	111	172
Finger Spacing	3" x 1"	3.0	13	27	42
Passthrough	3.5" x 1"	3.5	15	32	49



## Horizontal Cable Managers

### Features and Benefits

- Available in 1RU, 2RU, and 4RU sizes
- All mount to standard 19-inch racks and cabinets
- 4RU manager includes a shelf to support patch cords
- Horizontal managers support transition to vertical management
- Combo Manager offers front and rear management
- Composite Blank Panel includes cable managers for high-density installations



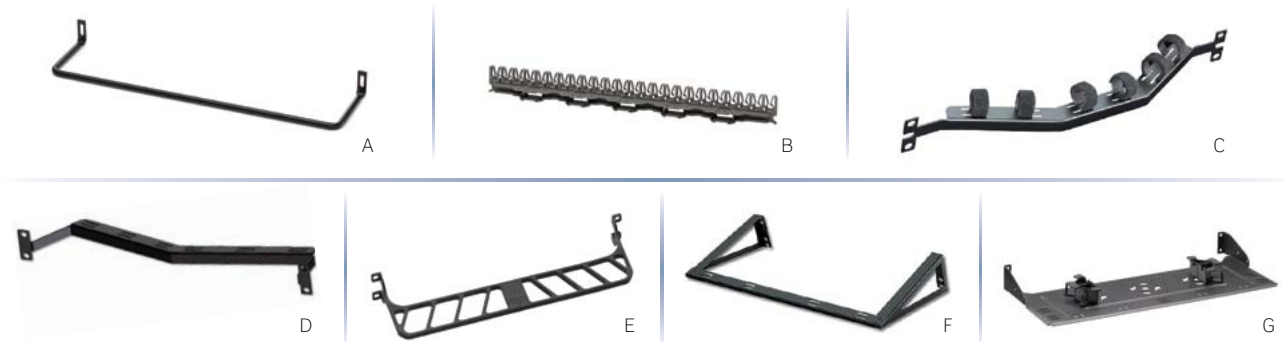
### Horizontal Cable Managers

Description	Flat	Angled	Recessed-Angled	Recessed-Flat
Horizontal Manager, 1RU, 4" metal rings	[A] 49253-LPM	[B] 49254-LPM	—	—
Horizontal Manager, 2RU, 4" metal rings	49253-BCM	49254-BCM	—	—
Horizontal Manager, 2RU, 2" metal rings	49253-2CM	—	—	—
Horizontal Manager, 4RU, 4" metal rings	[C] 49253-4CM	—	—	—
Horizontal Manager, 1RU, 6" metal rings	49253-6PM	—	—	—
Horizontal Manager, 2RU, 6" metal rings	[D] 49253-6MR	—	—	—
Horizontal Cable Manager Cover, 1RU	[E] 49253-1CV	—	—	—
Horizontal Cable Manager Cover, 2RU	[F] 49253-2CV	—	—	—
Horizontal Cable Manager Cover, 4RU	49253-4CV	—	—	—
Recessed Horizontal Manager, 1RU, 3" metal rings	—	—	—	[G] 49253-RCM
Tie Wrap Bar, 1" H x 1.5" D	[J] 49258-TWB	—	—	—
Composite Blank Panel/Cable Manager, 2RU	[K] C1253-2CM	—	—	—

## Rear Cable Management Bars

### Features and Benefits

- Standard Flat Cable Management Bar attaches directly to patch panels
- Standard Angled and Recessed-Angled Cable Management Bars attach directly to rack
- Cable Management Clip easily snaps onto the standard Cable Management Bar to secure discrete cables with no ties or wraps
- High-Density Cable Management Bar is constructed of die-cast aluminum to support heavy loads of cable and mounts on front or rear of rack
- Rear Cable Management Bar for Active Equipment offers extended depth for power cord support and cutouts for air circulation



### Rear Cable Management Bars

Description	Flat	Angled	Recessed-Angled
Standard Cable Management Bar	[A] 49005-CMB	[C] 49006-AMB	[D] 4W006-AMB
Cable Management Clip (attaches to 49005-CMB)	[B] 49005-CMC	—	—
High-Density Cable Management Bar, 1RU	[E] 49005-DMB	—	—
Rear Cable Manager for Active Equipment, 2RU	[F] 41188-SM2	—	—
e2XHD Rear Cable Manager, with cable management rings (four 1/4" rings)	[G] E2X1F-CMB	E2XHD-CMB	—

VELCRO® is a registered trademark of Velcro BVBA. Used with permission

### SPOTLIGHT

#### Cable Management Options

##### High-Density Cable Management Bar

Constructed of durable, lightweight die-cast aluminum, the High-Density 1RU Cable Management Bar is excellent for heavy cable loads. The bar supports up to 48 Cat 6A, Cat 6, or Cat 5e horizontal cables and fits all industry standard 19-inch racks and cabinets. It can be mounted on the front or rear of the rack.



##### Vertical Cable Management Rings

Support and manage vertical and horizontal cable loads with Vertical Cable Management Rings. The open ring solution is ideal for tight spaces and smaller deployments. Install with the Mounting Tie Bracket for center mounting.



## Blanks and Transitional Covers

### Features and Benefits

#### Blank Panel Inserts

- Provide a seamless look and designate rack space for future expansion
- Available for flat, angled, and recessed-angled patch panels
- Attach included cable manager to Composite Blank Panel when additional cord management is needed



A-C

#### Transitional Covers

- Provide clean, aesthetic transition from angled patch panels to flat equipment
- Improve thermal management
- Available for angled and recessed-angled patch panels



D, E



F



G, H

### Blank Panel Inserts

Description	Standard	Angled
Blank Panel, 4RU	[A] 49254-BP4	—
Blank Panel, 2RU	[B] 49254-BP2	[E] 49254-BA2
Blank Panel, 1RU	[C] 49254-BP1	[D] 49254-BA1
Composite Blank Panel/Cable Manager, 2RU	[F] C1253-2CM	—

### Transitional Covers

Description	Angled	Recessed-Angled
Transitional Cover, 1RU	[G] 49254-BC1	[H] 4W254-BC1

### SPOTLIGHT

#### Angled and Recessed-Angled Panels

Address specific rack and cabinet requirements with Leviton angled and recessed-angled patch panels. Standard angled panels improve patch cord routing in high-density applications, while recessed-angled panels are ideal for applications with minimal depth in front of the panel. Specialized cable management is available for both styles, including standard bars, horizontal managers, blanks, and transitional covers.



#### Related Products

For angled and recessed-angled patch panels **see page Q-31 to Q-32.**



### Rings and Brackets

#### Features and Benefits

##### Cable Management Rings


- Vertical Management Rings are an open ring solution that can be installed in tight spaces and smaller deployments
- Mounting Tie Bracket allows rings to be positioned between racks
- Vertical Transition Rings are used for vertical and horizontal cable management and are compatible with flat and angled panels

##### Hinged Wall-Mount Brackets

- Designed for installations where space is constrained and racks are not used
- 6-inch deep brackets allow for proper cable management

##### Front Hinged Bracket

- Simplifies process of terminating cables to rear of patch panels when access is limited
- Easy-access quick-release latches drop to 90° and 120° positions
- Rack- or wall-mountable



#### ORU Patch Cord Manager

Description	Cat. No.
[A] ORU Patch Cord Manager (bag of 2)	5RCMT-VFG

#### Cable Management Rings

Description	Cat. No.
3" Vertical Management Rings	49260-MR3
[B] 6" Vertical Management Rings	49260-MR6
[C] Mounting Tie Bracket	49261-BKT
[D] Vertical Transition Rings for Angled and Recessed-Angled Panels, 2RU	49262-HR1

#### Hinged Wall-Mount Brackets

Description	Cat. No.
[E] Hinged Wall-Mount Bracket, 2RU, 6" depth	49251-W62
Hinged Wall-Mount Bracket, 3RU, 6" depth	49251-W63
Hinged Wall-Mount Bracket, 4RU, 6" depth	49251-W64

#### Front Hinged Bracket

Description	Cat. No.
[F] Front Hinged Bracket, 3RU	49400-FHB



Front Hinged Bracket in the 120° position



## VELCRO® Brand Cable Fasteners and Storage Rings

### Features and Benefits

#### VELCRO® Brand Cable Fasteners

##### VELCRO® Brand Tie Wraps

- Available in 5-, 8-, and 12-inch lengths (0.5-inch width)
- Slot helps secure fastening without over-tightening
- All wraps come with 25 units per roll

##### VELCRO® Brand Wraps — Bulk Rolls

- Available in 15-, 75-, and 600-foot bulk rolls (0.5-inch width)
- Cut to desired length

##### VELCRO® Brand Wraps — SoftCinch Lite Rolls

- Thinner depth for smaller bundles
- Tear by hand for quick application
- Available in 75-foot roll (0.5-inch width)

#### VELCRO® Brand Storage Rings

- Storage rings for inside and outside plant ensure copper and fiber optic bend radius; loops included



A-C



D, E



F



G



H

Available in 11.75" and 24" diameter

### VELCRO® Brand Cable Fasteners

Description	Black	Blue	Yellow	Orange	Maroon (Plenum Rated)
<b>[A]</b> Tie Wrap, 5" (25 units per roll)	43105-005	—	—	—	—
<b>[B]</b> Tie Wrap, 8" (25 units per roll)	43108-008	—	—	—	—
<b>[C]</b> Tie Wrap, 12" (25 units per roll)	43112-012	—	—	—	—
<b>[D]</b> Bulk Roll, 15'	43115-015	—	—	—	—
<b>[E]</b> Bulk Roll, 75'	43115-075	43115-75L	43115-75Y	43115-75O	43115-75P
<b>[F]</b> Bulk Roll, 600'	43115-600	—	—	—	—
<b>[G]</b> SoftCinch Lite Roll, 75'	4S115-75E	—	—	—	—

### VELCRO® Brand Storage Rings

Description	Cat. No.
<b>[H]</b> Storage Rings, Outside Plant, 24" diameter	48900-OFR

VELCRO® is a registered trademark of Velcro BVBA. Used with permission.

Maroon products UL Listed for use in plenum or air handling spaces per National Electric Code (NEC) Section 300.

### SPOTLIGHT

#### Protect Cables with Genuine VELCRO® Brand Fasteners

Use VELCRO® Brand fasteners to secure all cable bundles. Our genuine VELCRO® Brand products won't crush or damage cables like tie wraps can, and are reusable for moves, adds, and changes (MACs). Plus, with our extensive range of fastener styles, colors, and sizes, Leviton has the perfect VELCRO® Brand cable management solution for your unique needs.



## Zone Enclosures

### Features and Benefits

#### Zone Enclosures

- Provide flexible consolidation points in ceiling or floor
- Simplify moves, adds, and changes (MACs)
- Plenum-rated and include fire-rated foam sealing kits
- Significant reduction in cable pathway loading
- Use as a telecom enclosure (TE) for cabling flexibility

#### 2' x 2' Passive Raised-Floor Enclosures

- Fit in air handling space under 8-inch raised floors
- House two 4RU (8RU total) racks for standard 19-inch components
- Rotating patch panel mounting provides easy access to rear of panels

#### Ceiling Enclosures

- Install flush with drop ceiling
- Fully hinged drop-down doors support installed equipment and open to face technician
- Active and passive styles available
- Mount into standard 2' x 2' and 2' x 4' ceiling tiles
- Active enclosures include AC power back box and venting for active equipment



A



B



C



D

### Zone Enclosures

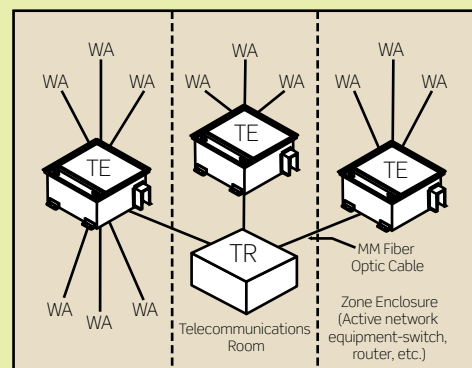
Description	Cat. No.
<b>[A]</b> Active Ceiling Enclosure, 2' x 2', 2RU active and 5RU passive space	Z1000-AC2
<b>[B]</b> Active Ceiling Enclosure, 2' x 4', 4RU active and 10RU passive space	Z1000-AC4
<b>[C]</b> Passive Raised-Floor Enclosure, 8" depth, 8RU passive space	Z1000-PF2
<b>[D]</b> Passive Ceiling Enclosure, 2' x 2', 5RU passive space	Z1000-PC2

### SPOTLIGHT

#### Zone Cabling Design Benefits

In a zone cabling design, cables are routed from the telecommunications room (TR) to appropriately placed telecommunications enclosures (TE). Cabling is then run from the zone enclosure to each work area (WA). In an Active Zone Enclosure System, a single fiber run can support dozens of work areas, significantly reducing cable pathway loading and TR space requirements. Zone cabling designs are ideal for open office architecture. Zone cabling benefits include:

- Maximum infrastructure flexibility
- Improved network performance
- Simplified moves, adds, and changes
- Reduced floor space usage
- Significantly reduced cost of ownership



## P1000 Series

Leviton P1000 Series Rack PDUs are designed for data centers, wiring closets, and other environments that require cost-effective, “always-on” power. The robust, compact design ensures that these products can be used wherever reliability and density are important.

### Features and Benefits

- All models feature circuit breaker protection to prevent current overloads
- Available in 120V or 208V versions with 15, 20, or 30A
- 208V PDUs come with 2-pole circuit breakers for added safety
- Surge-protected models prevent damage from transient surges
- LED indicators for power, grounding/polarity, and surge protection where applicable
- Hardwired power input cord
- 18-gauge cold-rolled steel construction
- Available in vertical Zero-U or horizontal 19-inch rack-mount styles
- Mounting hardware included; optional adjustable rack-mounting bracket available



A



B

### Standards & Certifications

UL 60950-1 LISTED | #E228302

UL 1449 LISTED 3RD ED. | #E228302  
(P1070 SERIES ONLY)

### RECOMMENDED APPLICATIONS:

Data Center Cabinets

Telecommunications Racks

For assistance selecting your power distribution units, please call Tech Support at 800.824.3005 or visit [leviton.com/pdu](http://leviton.com/pdu).



C



D



E

Continued on next page

Continued from previous page

Unmetered Horizontal Power Distribution Units (PDUs), Single-Input							
Cat. No.	Input				Output		Dimensions (in.) H x W x D
	Voltage	Current	Cord Length	Plug Type	Voltage	Receptacle Qty. & Type	
P1020-12S	120V	15A	12'	5-15P	120V	(10) 5-15R	1.75 x 17.5 x 4.5
<b>[A]</b> P1021-12S	120V	20A	12'	5-20P	120V	(10) 5-20R	1.75 x 17.5 x 4.5
P1022-12L	120V	20A	12'	L5-20P	120V	(10) 5-20R	1.75 x 17.5 x 4.5
P1023-12L	120V	30A	12'	L5-30P	120V	(16) 5-20R	3.5 x 17.5 x 4.5
<b>[B]</b> P1024-12L	208V	20A	12'	L6-20P	208V	(12) C13	1.75 x 17.5 x 4.5
P1025-12L	208V	30A	12'	L6-30P	208V	(16) C13	3.5 x 17.5 x 4.5

Unmetered Vertical Power Distribution Units (PDUs), Single-Input							
Cat. No.	Input				Output		Dimensions (in.) L x W x D
	Voltage	Current	Cord Length	Plug Type	Voltage	Receptacle Qty. & Type	
P1040-10S	120V	15A	10'	5-15P	120V	(16) 5-15R	30 x 1.8 x 1.75
<b>[C]</b> P1041-10S	120V	20A	10'	5-20P	120V	(16) 5-20R	30 x 1.8 x 1.75
P1042-10L	120V	20A	10'	L5-20P	120V	(16) 5-20R	30 x 1.8 x 1.75
P1043-10S	120V	20A	10'	5-20P	120V	(24) 5-20R	48 x 1.8 x 1.75
<b>[D]</b> P1044-10L	120V	20A	10'	L5-20P	120V	(24) 5-20R	48 x 1.8 x 1.75
P1045-10L	120V	30A	10'	L5-30P	120V	(24) 5-20R	48 x 1.8 x 1.75
P1046-10L	208V	20A	10'	L6-20P	208V	(24) C13	48 x 2.19 x 2
<b>[E]</b> P1047-10L	208V	30A	10'	L6-30P	208V	(24) C13	48 x 2.19 x 2

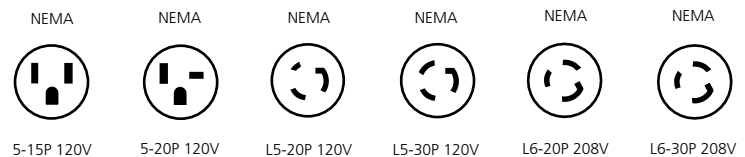
Surge-Protected Vertical Power Distribution Units (PDUs), Single-Input							
Cat. No.	Input				Output		Dimensions (in.) L x W x D
	Voltage	Current	Cord Length	Plug Type	Voltage	Receptacle Qty. & Type	
P1070-10S	120V	15A	10'	5-15P	120V	(16) 5-15R	30 x 2.19 x 1.73
P1071-10S	120V	20A	10'	5-20P	120V	(16) 5-20R	30 x 2.19 x 1.73
P1072-10L	120V	20A	10'	L5-20P	120V	(16) 5-20R	30 x 2.19 x 1.73
P1073-10S	120V	20A	10'	5-20P	120V	(24) 5-20R	48 x 2.19 x 1.73
P1074-10L	120V	20A	10'	L5-20P	120V	(24) 5-20R	48 x 2.19 x 1.73

All P1000 Series PDUs have hardwired cords

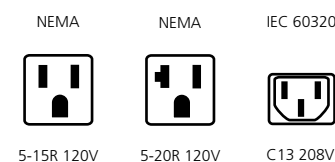


Vertical P1000 units ship with flat brackets, L-brackets, backplates, mounting buttons, screws, and washers to support a variety of workstation options.

### Input Plug Types



### Output Receptacle Types



## 5500, 5505, and 4500 Series

### Features and Benefits

#### The 5500, 5505, and 4500 Series share several key features

- Resettable circuit breaker to protect against overloading
- 12 receptacles: 10 in back, 2 in front
- 20A versions available with either straight blade or locking input plug
- Mounts horizontally on 19-inch racks or cabinets

#### 5500 Series with Enhanced Surge Protection

- Peak surge current: 72 kA
- VPR — L-N: 400 Vpk, L-G/N-G: 500 Vpk
- EMI/RFI noise filtering: 100 kHz to 30 MHz, -10 dB to -35 dB
- Type SPD: 4
- Physical dimensions: 1.75" H x 19" W x 4.55" D

#### 5505 Series with Surge Protection

- Peak surge current: 27 kA
- VPR — L-N: 600 Vpk, L-G/N-G: 700 Vpk
- EMI/RFI noise filtering: 100 kHz to 30 MHz, -5 dB to -40 dB
- Type SPD: 4
- Physical dimensions: 1.75" H x 19" W x 2.5" D

#### 4500 Series

- Resettable circuit breaker provides overload protection
- 12 receptacles: 10 in back, 2 in front
- Available in 15- or 20A versions
- 20A versions available with either straight blade or locking input plug
- Easy-access on/off rocker switch
- Mounts horizontally on 19-inch racks or cabinets
- Physical dimensions: 1.75" H x 19" W x 3" D



### Standards & Certifications

UL 1363 RECOGNIZED | #E118936

5500: UL 1449 LISTED 3RD ED. | #E118936/3/1

5505: UL 1449 LISTED 3RD ED. | #E118936/3/2

UL 1363 RECOGNIZED | #E118936

UL 60950-1 LISTED | #E228302

### 5500/5505 Series Rack-Mount Power Distribution Units (PDUs) with Surge Protection

Cat. No.	Footprint	On/Off Switch		Input			Output			
		Yes	No	Input Voltage	Amps	Cord Length	Input Plug	Output Voltage	Receptacle Type	Receptacle Quantity
[A] 5500-190	Horizontal / Rack Mnt.	•		120V	15A	12'	5-15P	120V	5-15R	12
5500-192	Horizontal / Rack Mnt.	•		120V	20A	12'	5-20P	120V	5-20R	12
5500-20L	Horizontal / Rack Mnt.	•		120V	20A	12'	L5-20P	120V	5-20R	12
5500-15N	Horizontal / Rack Mnt.		•	120V	15A	12'	5-15P	120V	5-15R	12
[B] 5500-20N	Horizontal / Rack Mnt.		•	120V	20A	12'	5-20P	120V	5-20R	12
5500-2NL	Horizontal / Rack Mnt.		•	120V	20A	12'	L5-20P	120V	5-20R	12
5505-190	Horizontal / Rack Mnt.	•		120V	15A	12'	5-15P	120V	5-15R	12

### 4500 Series Rack-Mount Power Distribution Units (PDUs)

4515-07S	Horizontal / Rack Mnt.	•		120V	15A	7'	5-15P	120V	5-15R	12
[C] 4515-10S	Horizontal / Rack Mnt.	•		120V	15A	10'	5-15P	120V	5-15R	12
4515-15S	Horizontal / Rack Mnt.	•		120V	15A	15'	5-15P	120V	5-15R	12
4520-07S	Horizontal / Rack Mnt.	•		120V	20A	7'	5-20P	120V	5-20R	12
[D] 4520-10S	Horizontal / Rack Mnt.	•		120V	20A	10'	5-20P	120V	5-20R	12
4520-15S	Horizontal / Rack Mnt.	•		120V	20A	15'	5-20P	120V	5-20R	12
4520-07L	Horizontal / Rack Mnt.	•		120V	20A	7'	L5-20P	120V	5-20R	12
4520-10L	Horizontal / Rack Mnt.	•		120V	20A	10'	L5-20P	120V	5-20R	12
4520-15L	Horizontal / Rack Mnt.	•		120V	20A	15'	L5-20P	120V	5-20R	12

See page Q-85 for Input Plug Types (5-15P 120V, 5-20P 120V, L5-20P 120V) & Output Receptacles Types (5-15R 120V, 5-20R 120V)



Renu® .....	R-2
Switches .....	R-4
Receptacles .....	R-4
USB Charger Receptacles .....	R-5
GFCI Devices .....	R-6
Dimmers .....	R-7
Wallplates .....	R-8
Color Change Kits .....	R-10
Datacom .....	R-12





## Renu® in a Snap

### The Smart Way to Update the Look of a Room in Just a Few Easy Steps.

Renu® is a new collection of electrical wiring devices, including switches, receptacles, dimmers and wallplates, that features easily changeable faceplates in 20 popular colors. Refresh the color of any Renu® device without any rewiring by snapping off the faceplate on the device and snapping on the new color face. Coordinating screwless wallplates snap on to finish the look. Renu® fits any lifestyle and adapts to changing décor.

#### RE153



Remove existing switch.	Replace with Renu®.	Now you've got a great look you can change any time.
Face snaps off/on to change color		
Remove Renu® wallplate and face.		
		Choose a fresh color to match or contrast with décor.
		Snap on a Renu® coordinating wallplate. Now you're done and can enjoy your smart new look.



Not for use with Decora® Wallplates

### The Renu® Palette

Renu® complements any décor, whether you want it to blend in with the walls or contrast with the trim. The collection is available in many popular shades.



White on White  
(-WW)



Fresh Pink  
Lemonade  
(-FP)



Sea Spray  
(-SE)



Onyx Black  
(-OB)



Gold Coast  
White (-GC)



Toasted  
Coconut  
(-TC)



Navajo Sand  
(-NS)



Granny Smith  
Apple  
(-GS)



Walnut  
Bark (-WB)



Café Latte  
(-CA)



Pebble Gray  
(-PG)



Warm  
Caramel (-WC)



Corn Silk  
(-CS)



Prairie Sage  
(-PS)



Whispering  
Wheat (-WG)



Dapper Tan  
(-DT)



Red  
Delicious (-RE)



Wood Smoke  
(-WS)



Deep  
Garnet (-DG)



Rich Navy  
(-RN)



Stainless Steel  
Appearance  
(-STS)  
(Wallplate Only)

Not for use with Decora® Wallplates

## Renu® Switches

Leviton Renu® switches feature a shallow design that easily installs in any wallbox and is self grounded when installed in a properly grounded metal wallbox. The wiring options include Quickwire, back, or side wiring for quick installation. Switches for every need include single pole, 3-way, 4-way and combination devices, all with gently curved edges and sculpted lines.

## Renu® Receptacles

Leviton Renu® receptacles feature a shallow design that easily installs in any wallbox and is self grounded when installed in a properly grounded metal wallbox. Back and side wiring options allow for quick and convenient installation. Renu® receptacles are tamper-resistant with a built-in shutter mechanism that blocks access to the contacts unless a two-prong plug is inserted.

### Features and Benefits

- Shallow depth for easier installation
- Self-grounded when installed in a properly grounded metal wallbox
- Terminals designed to withstand high torque and resist wire pullout
- Innovative tongue and groove design for effortless alignment in multi-gang installations
- No subplate behind the wallplate or visible mounting screws
- To complete the look, snap on a matching or contrasting Renu® screwless wallplate (sold separately)
- Use only with Renu® wallplates
- Backed by a limited 5-year warranty

### Switches

- Back and side wired for fast, easy installation
- 3-way and 4-way switches are available for controlling lights from multiple locations
- Switch face easily snaps OFF and ON to change color
- Once installed, Renu® switches can be updated to a new color by ordering a color change kit

### Receptacles

- Back, side and quick wired for fast, easy installation
- Tamper-resistant to meet the child safety requirements of the National Electrical Code®
- Receptacle face easily snaps OFF and ON to change color
- Once installed, Renu® receptacles can be updated to a new color by ordering a color change kit

### Renu® Switches

Description	Rating	Cat. No.	Color
Switch for Single Pole Applications	15A 120/277VAC	<a href="#">RE151</a>	WW, OB, NS, CA, CS, DT, DG, FP, GC, GS, PG, PS, RE, RN, SE, TC, WB, WC, WG, WS
Switch for 3-Way Applications		<a href="#">RE153</a>	
Switch for 4-Way Applications		<a href="#">RE154</a>	
Color Change Kit for Single Pole, 3-Way and 4-Way Switches	—	<a href="#">RKDMD</a>	
Single Pole Combination Switch	15A 120/277VAC	<a href="#">RE634</a>	
Color Change Kit for Combination Switch	—	<a href="#">RK634</a>	



RE153

### Renu® Receptacles

Description	Rating	Cat. No.	Color
Tamper-Resistant Receptacle	15A 125V	<a href="#">RER15</a>	WW, OB, NS, CA, CS, DT, DG, FP, GC, GS, PG, PS, RE, RN, SE, TC, WB, WC, WG, WS
Color Change Kit for 15A		<a href="#">RKR15</a>	
Tamper-Resistant Receptacle	20A 125V	<a href="#">RER20</a>	TC, WB, WC, WG, WS
Color Change Kit for Tamper-Resistant Receptacle		<a href="#">RKR20</a>	



RER15

Not for use with Decora® Wallplates

## Renu® USB Charger/Tamper-Resistant Receptacles

Leviton Renu® USB Charger/Tamper-Resistant Duplex Receptacles are the smart way to update the look of any room while enjoying the latest charging technology. They have the capability to charge electronic devices utilizing the two USB Ports, leaving the two Tamper-Resistant Receptacles free for other uses. The Renu® USB Charger/Tamper-Resistant Receptacles use smart chip technology to recognize and optimize the charging requirements of individual smart phones, tablets and more for faster, more efficient charging every time.

### Features and Benefits

- Smart chip recognizes and optimizes the charging requirements of individual devices
- Two high-powered charging ports, 3.6A charging capacity
- Tamper-Resistant to meet the child safety requirements of the National Electrical Code®
- USB ports are positioned vertically providing more space for maneuvering and reducing stress on USB cables
- Compatible with USB 2.0 devices
- Fits in a standard wallbox
- Back and side wired for easy installation
- Receptacle face easily snaps OFF and ON to change color
- Innovative tongue and groove design for effortless alignment in multi-gang installations with other Renu devices
- No subplate behind the wallplate or visible mounting screws
- Uses only Renu wallplates (sold separately)
- Spec Grade
- Backed by 5-year limited warranty

### Renu® Receptacles

Description	Rating	Cat. No.	Color
USB Charger/Tamper-Resistant Receptacle, 3.6A charging Color Change Kit for 15A USB Charger/Tamper-Resistant Receptacle	15A 125V —	<a href="#">RUAA1</a> RKAA1	WW, OB, NS, CA, CS, DT, DG, FP, GC, GS, PG, PS, RE, RN, SE, TC, WB, WC, WG, WS
USB Charger/Tamper-Resistant Receptacle, 3.6A charging Color Change Kit for 20A USB Charger/Tamper-Resistant Receptacle	20A 125V —	<a href="#">RUAA2</a> RKAA2	



RUAA1



RUAA2

Not for use with Decora® Wallplates

## Renu® GFCI Devices

Leviton Renu® GFCI receptacles feature our new shallow design that takes up to 25% less space in the wallbox than other GFCIs so it easily installs in most wallboxes, even shallow ones. It also contains Leviton's patented RESET lockout feature which automatically tests the GFCI every time the RESET button is pushed in. Renu® GFCI receptacles are self grounded when installed in a properly grounded metal wallbox. Back and side wiring options allow for quick and convenient installation. They are tamper-resistant with a built-in shutter mechanism that blocks access to the contacts unless a two-prong plug is inserted. GFCIs are required by the National Electrical Code® (NEC®) in all new and renovated residential construction in areas in the vicinity of water or which are prone to dampness.

### Features and Benefits

- Shallow depth for easier installation
- Tamper-resistant to meet NEC child safety requirements for new and renovated residential construction
- Patented lockout feature for added safety prevents RESET if GFCI is not operating properly
- Self grounded when installed in a properly grounded metal wallbox
- Back and side wired for fast, easy installation
- Terminals designed to withstand high torque and resist wire pullout
- Innovative tongue and groove design for effortless alignment in multi-gang installations
- No subplate behind the wallplate or visible mounting screws
- GFCI face easily snaps OFF and ON to change color
- Once installed, Renu® GFCI outlets can be updated to a new color by ordering a color change kit
- To complete the look, snap on a matching or contrasting Renu® screwless wallplate (sold separately)
- Use only with Renu® wallplates
- Backed by a limited 5-year warranty

### Renu® GFCIs

Description	Rating	Cat. No.	Color
Tamper-Resistant Self-Test GFCI Receptacle	15A 125V @ Receptacle. 20A 125V Feed-Through	RGF15	WW, OB, NS, CA, CS, DT, DG, FP, GC, GS, PG, PS, RE, RN, SE, TC, WB, WC, WG, WS
Color Change Kit for 15A Tamper-Resistant GFCI Receptacle	—	RKG15	WW, OB, NS, CA, CS, DT, DG, FP, GC, GS, PG, PS, RE, RN, SE, TC, WB, WC, WG, WS
Tamper-Resistant Self-Test GFCI Receptacle	20A 125V @ Receptacle. 20A 125V Feed-Through	RGF20	WW, OB, NS, CA, CS, DT, DG, FP, GC, GS, PG, PS, RE, RN, SE, TC, WB, WC, WG, WS
Color Change Kit for 20A Tamper-Resistant GFCI Receptacle	—	RKG20	WW, OB, NS, CA, CS, DT, DG, FP, GC, GS, PG, PS, RE, RN, SE, TC, WB, WC, WG, WS



RGF15



RGF20

Not for use with Decora® Wallplates

## Renu® Dimmers

Leviton Renu® Dimmers feature a shallow design that easily installs in any wallbox and is self grounded when installed in a properly grounded metal wallbox. The terminals are designed to withstand high torque and resist wire pullout. The Renu® dimmer can be used for single-pole, 3-way and other applications when used with the coordinating remote dimmer. Along with providing convenient control, dimmers can help lower your electric bills and extend the life of your light bulbs.

### Features and Benefits

- Shallow depth for easier installation
- Digital circuitry provides single pole, 3-way or more applications when used with the RE00R remote dimmer
- Soothing white LED and brightness display
- Advanced programming is available for energy save mode, minimum brightness level, preset ON, fade rates, almost OFF and LED options
- Back and side wired for fast, easy installation
- Innovative tongue and groove design for effortless alignment in multi-gang installations
- No subplate behind the wallplate or visible mounting screws
- Dimmer face easily snaps OFF and ON to change color
- Once installed, Renu® dimmers can be updated to a new color by ordering a color change kit
- REL06 is designed specifically for use with dimmable LED and CFL lamps as well as incandescent and magnetic low voltage loads
- To complete the look, snap on a matching or contrasting Renu® screwless wallplate (sold separately)
- Use only with Renu® wallplates
- Backed by a limited 5-year warranty

### Renu® Digital Controls for Single Pole, 3-Way or More Applications

Renu® Dimmers			
Description	Rating	Cat. No.	Color
LED/CFL/MLV/Incandescent Dimmer with LED locator and brightness display	300W LED/CFL. 600VA Magnetic Low Voltage. 600W 120VAC Incandescent	REL06	WW, OB, NS, CA, CS, DT, DG, FP, GC, GS, PG, PS, RE, RN, SE, TC, WB, WC, WG, WS
Dimmer Color Change Kit	—	RKDMD	WW, OB, NS, CA, CS, DT, DG, FP, GC, GS, PG, PS, RE, RN, SE, TC, WB, WC, WG, WS
Coordinating Remote Dimmer for 3-Way or Multi-Location Control, for use with REL06	No Load Rating. 120VAC	RE00R	WW, OB, NS, CA, CS, DT, DG, FP, GC, GS, PG, PS, RE, RN, SE, TC, WB, WC, WG, WS
Coordinating Remote Dimmer Color Change Kit	—	RKDCCD	WW, OB, NS, CA, CS, DT, DG, FP, GC, GS, PG, PS, RE, RN, SE, TC, WB, WC, WG, WS



REI06



RE00R

Not for use with Decora® Wallplates



## Renu® Wallplates

Renu® Wallplates snap directly onto the Renu® devices for seamless style. If you decide to change color schemes, you can easily snap off the wallplate and snap on a new one. Choose from 20 designer color wallplates, and stainless steel appearance, to find the perfect combination. The large selection makes it easy to find the right color so the device can blend in or contrast against the existing décor. These wallplates are slightly larger than standard sized ones to help cover wall imperfections and are available in one-, two-, three, and four-gang models.

### Features and Benefits

- Exclusive for all Renu® devices
- Screwless, snap-on wallplate
- Does not contain a subplate, simply snap onto Renu® device
- Available in 20 popular colors and stainless steel appearance finish to match any décor
- Slightly larger than standard wallplates to help cover wall imperfections
- 1-, 2-, 3- and 4-gang wallplates available
- Renu® adapter ring REA00\* (sold separately) allows any Decora® device to fit into a Renu® wallplate
- Backed by a limited 5-year warranty

### Renu® Samples



### Renu® Colors

Note: Only wallplates are available in the stainless steel appearance finish. To order colors, add suffix to Cat. No.

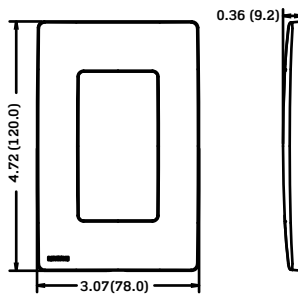
	White on White (-WW)		Dapper Tan (-DT)		Pebble Gray (-PG)		Toasted Coconut (-TC)
	Onyx Black (-OB)		Deep Garnet (-DG)		Prairie Sage (-PS)		Walnut Bark (-WB)
	Navajo Sand (-NS)		Fresh Pink Lemonade (-FP)		Red Delicious (-RE)		Warm Caramel (-WC)
	Café Latte (-CA)		Gold Coast White (-GC)		Rich Navy (-RN)		Whispering Wheat (-WG)
	Corn Silk (-CS)		Granny Smith Apple (-GS)		Sea Spray (-SE)		Wood Smoke (-WS)
							Stainless Steel Appearance (-STS)

Not for use with standard Decora® devices without the "Renu®" Adapter Frame

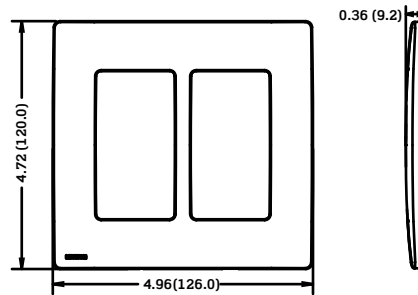
Renu® Wallplates		
Description	Cat. No.	Color
1-Gang Screwless Snap-On Wallplate	REWP1	WW, OB, NS, CA, CS, DT, DG, FP, GC, GS, PG, PS, RE, RN, SE, TC, WB, WC, WG, WS
1-Gang Screwless Snap-On Wallplate, in Stainless Steel Appearance	REWM1	STS
2-Gang Screwless Snap-On Wallplate	REWP2	WW, OB, NS, CA, CS, DT, DG, FP, GC, GS, PG, PS, RE, RN, SE, TC, WB, WC, WG, WS
2-Gang Screwless Snap-On Wallplate, in Stainless Steel Appearance	REWM2	STS
3-Gang Screwless Snap-On Wallplate	REWP3	WW, OB, NS, CA, CS, DT, DG, FP, GC, GS, PG, PS, RE, RN, SE, TC, WB, WC, WG, WS
4-Gang Screwless Snap-On Wallplate	REWP4	WW, OB, NS, CA, CS, DT, DG, FP, GC, GS, PG, PS, RE, RN, SE, TC, WB, WC, WG, WS

### Wiring Diagrams for Wallplates


1-Gang Wallplate



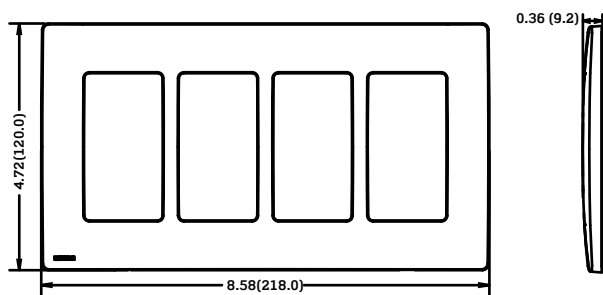
2-Gang Wallplate



3-Gang Wallplate



4-Gang Wallplate



Not for use with standard Decora® devices without the "Renu®" Adapter Frame

## Renu® Color Change Kits

Leviton Renu® Color change kits are ideal for a quick and easy color change for the entire line of Renu® devices. Simply snap off the device face-and snap on a new one-no need to rewire. Interchangeable faceplates and wallplates are available in 20 popular colors to blend in or contrast with any color scheme.

### Features and Benefits

- Update any Renu® switch in a snap
- Switch faces easily, snap off to change color
- Available in 20 designer colors
- Turns the electrical device into a decorative, easily updated accessory
- Backed by a limited 5-year warranty

### Renu® Color Change Kits

Description	Cat. No.
Color Change Kit for Single Pole, 3-Way and 4-Way Switches	RK15X
Color Change Kit for Combination Switch	RK634
Color Change Kit for 15A Tamper-Resistant Receptacle	RKR15
Color Change Kit for 20A Tamper-Resistant Receptacle	RKR20
Color Change Kit for 15A USB Charger/Tamper-Resistant Receptacle	RKAA1
Color Change Kit for 15A Tamper-Resistant Self-Test GFCI Receptacle	RKG15
Color Change Kit for 20A Tamper-Resistant Self-Test GFCI Receptacle	RKG20
Color Change Kit for 20A USB Charger/Tamper-Resistant Receptacle	RKAA2
Dimmer Color Change Kit	RKDMD
Coordinating Remote Dimmer Color Change Kit	RKDCD



RK15X



RK634



RKR15



RKG15



RKDMD

**Color Choices** Renu® color change kits are offered in a wide range of colors. To order colors, add suffix to Cat. No.



White (-WW)



Onyx Black (-OB)



Navajo Sand (-NS)



Café Latte (-CA)



Corn Silk (-CS)



Dapper Tan (-DT)



Deep Garnet (-DG)



Fresh Pink Lemonade (-FP)



Gold Coast White (-GC)



Granny Smith Apple (-GS)



Pebble Gray (-PG)



Prairie Sage (-PS)



Red Delicious (-RE)



Rich Navy (-RN)



Sea Spray (-SE)



Toasted Coconut (-TC)



Walnut Bark (-WB)



Warm Caramel (-WC)



Whispering Wheat (-WG)

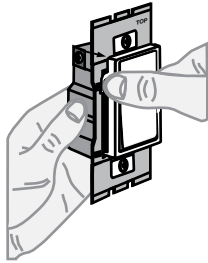


Wood Smoke (-WS)

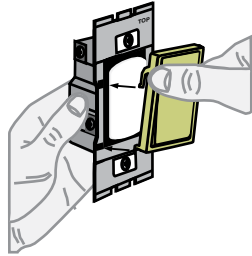
Not for use with Decora® Wallplates

## How to Change Renu® Device Color Faces

### How to Change a Switch Color




Push in sides at tabs and pull to release face

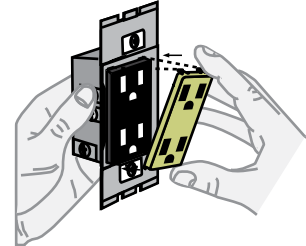


Attach new face by inserting the bottom hinge tabs, then pivot and snap on the new face

### How to Change a Receptacle Color\*



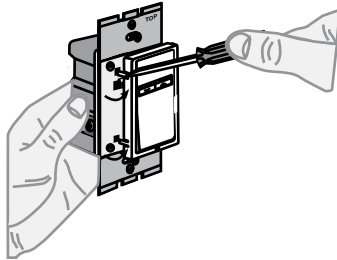
Push down tabs per diagram, one at a time and rotate forward to release face




Attach new face by inserting bottom hinge tabs, then pivot and snap on the new face

\* Includes the USB Charger/Tamper-Resistant Receptacle

### How to Change a Dimmer Color

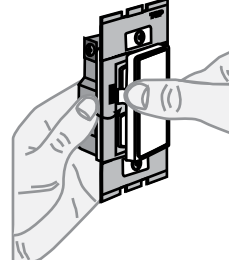


Using a flat screwdriver, push in upper and lower tabs on left side of frame, then rotate right to release face

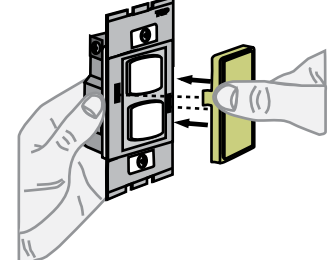


Line up and insert right side tabs, then rotate left to attach new face

### How to Change a Combination Switch Color

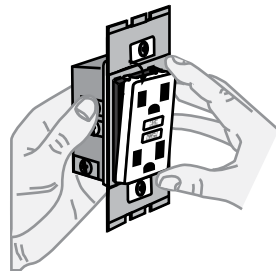


Push in left side of frame at tab and rotate right to release




Insert right side tab and rotate left to attach


### How to Change a GFCI Color



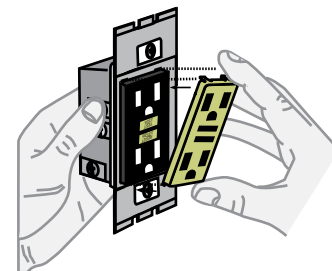
Push down tabs per diagram, one at a time and rotate forward to release face



Pull out Test and Reset buttons



Insert new Test and Reset buttons



Attach new face by inserting bottom hinge tabs, then pivot and snap on the new face

## Renu® Datacom Inserts and Adapter Ring

Renu® data connectivity inserts for snap-in QuickPort® modules fit Renu® wallplates and provide audio/video connections. The Renu® adapter ring makes it easy to retrofit any Decora® device to fit into a Renu® wallplate.

### Features and Benefits

#### Datacom QuickPort® Insert

- Available in 1, 2, 3, 4 and 6 ports
- Compatible with all QuickPort® connectors and adapters (sold separately)
- Inserts can be customized in a snap with any Leviton QuickPort® audio/video, phone or data connector in standard QuickPort® colors
- Quick and easy to install
- Available in three standard colors to coordinate with QuickPort® colors: White on White (QuickPort® White), Onyx Black (QuickPort® Black) or Navajo Sand (QuickPort® Light Almond)
- Use only with Renu® wallplates
- cULus Listed

#### Adapter Ring

- Allows any Decora® device to fit into a Renu® wallplate
- Renu® screwless wallplates (sold separately) snap directly onto adapter ring
- Adapter ring available in White on White (Decora® White), Onyx Black (Decora® Black) and Navajo Sand (Decora® Light Almond)
- Easy to install

### Renu® Datacom Inserts and Adapter Ring

Description	Cat. No.	Color
Leviton Renu® 1-port Insert	RE640-**1	WW, OB, NS
Leviton Renu® 2-port Insert	RE640-**2	WW, OB, NS
Leviton Renu® 3-port Insert	RE640-**3	WW, OB, NS
Leviton Renu® 4-port Insert	RE640-**4	WW, OB, NS
Leviton Renu® 6-port Insert	RE640-**6	WW, OB, NS
Leviton Renu® Adapter Ring	REA00-**	WW, OB, NS
Snap-In Blank Module	RE640-B**	WW, OB, NS



RE640-WW2



REA00

### Color Choices

Renu® Datacom inserts are offered in three color choices. To order colors, add suffix to Cat. No.



White on White  
Quickport®  
White  
(-WW)



Onyx Black  
Quickport®  
Black  
(-OB)



Navajo Sand  
Quickport®  
Light Almond  
(-NS)



RE640-WW2  
Fully Loaded

Not for use with standard Decora® devices without the "Renu®" Adapter Frame

Traditional .....	S-2
Decora® .....	S-11
Combination .....	S-16
Special Purpose .....	S-22
Adapters and Accessories .....	S-23
Connectivity Device Plates .....	S-25
Weatherproof Covers .....	S-26
FS/FD Mount Weatherproof Covers .....	S-31





## Traditional Wallplates

Familiar and functional, Leviton traditional wallplates are designed for use with traditional Leviton devices. They represent styles and form factors that have stood the test of time. Their clean lines work in virtually any location, whether in new or retrofit construction, and they install quickly and easily. Leviton offers traditional wallplates in a vast array of colors and configurations.

### Sample Traditional Wallplates



### Features and Benefits

#### All Leviton Wallplates

- Easy to clean, smooth finish
- Non-combustible
- Color-matched metal mounting screws supplied
- UL Listed and CSA Certified
- Conforms to NEMA and ANSI standards
- Backed by a limited 10-year warranty (except thermoset wallplates)

#### Thermoset (Plastic) Wallplates (Residential Grade)

- Designed for high dielectric strength and arc resistance
- Meets or exceeds UL 514 testing requirements
- Resistant to fading, discoloration, grease, oil, organic solvents, moisture and scratches
- Backed by a limited 2-year warranty

#### Thermoplastic (Nylon) Wallplates (Residential/Commercial Grade)

- Molded thermoplastic for maximum resistance to impact, abrasion, fading and discoloration
- Resistant to mechanical stress associated with high abuse applications

#### Metal Wallplates (Commercial Grade)

- Rounded edges to prevent injury and wall damage
- Deluxe stainless steel is non-magnetic Type 302, .032" thick — brushed finish
- Standard stainless steel Type 430, .032" thick, also available — brushed finish
- Brass is 70/30 alloy 260, .040" thick — polished or brushed finish

#### Antimicrobial

- All antimicrobial devices use silver ions (Ag+) as the antimicrobial agent in the product material
- Antimicrobial material has been tested to show a consistent {3 log (>99.9%)} microbial reduction rate against a broad range of bacteria pursuant to the JIS Z 2801:2000 test protocol

### Color Choices

Traditional wallplates are offered in a wide range of colors and finishes. To order colors, add suffix to Cat. No.



## Toggle

### Features and Benefits

- Accent any wall covering with a wide selection of colors and finishes
- Mounting screws on one-gang thermoplastic (nylon) are preinstalled and captive
- Smooth face and rounded edges resist dust accumulation
- Available in a wide selection of materials, sizes and colors to complement any wall color or covering.

### C-Series Stainless Steel Wallplates

- Smooth contours provide a modern, clean aesthetic
- Type 430 Stainless Steel (magnetic) for general commercial use and good corrosion resistance in indoor applications
- Type 302/304 (non-magnetic) Stainless Steel for superior chemical and corrosion resistance and harsh indoor or outdoor environments

### Midway and Oversize

- **Midway wallplates** can be used to hide wall surface irregularities and are a full 0.375" taller and wider than standard wallplates
- **Oversize wallplates** can be used to hide greater wall surface irregularities and are a full 0.75" taller and wider than standard wallplates

### Plastic, Nylon and Metal

Description	Color	Thermoset (Plastic)			Thermoplastic (Nylon)		Metal			
		Cat. No. STANDARD	Cat. No. MIDWAY	Cat. No. OVERSIZE	Cat. No. STANDARD	Cat. No. MIDWAY	Material Type	Cat. No. STANDARD	Cat. No. MIDWAY	Cat. No. OVERSIZE
 1-Gang	White	88001	80501-W	88101	80701-W	PJ1-W	Chrome	1901	—	—
	Ivory	86001	80501-I	86101	80701-I	PJ1-I	Aluminum	83001	—	—
	Lt. Almond	78001	80501-T	78101-T	80701-T	PJ1-T	Brass	81001	—	—
	Gray	87001	—	—	80701-GY	PJ1-GY	Polished Brass	81001-PB	—	—
	Black	—	—	—	80701-E	PJ1-E	Stainless Steel	84001	—	84101
	Brown	85001	80501	85101	80701	PJ1	C-Series 430 S/S	SL1	SLJ1-C	—
	Red	—	—	—	80701-R	PJ1-R	C-Series 302/304 S/S	SS1-40	SSJ1-C40	—
							Non-Magnetic S/S	84001-40	SSJ1-40	84101-40
 2-Gang	White	88009	80509-W	88109	80709-W	PJ2-W	Chrome	1909	—	—
	Ivory	86009	80509-I	86109	80709-I	PJ2-I	Aluminum	83009	—	—
	Lt. Almond	78009	80509-T	78109-T	80709-T	PJ2-T	Brass	81009	—	—
	Gray	87009	—	—	80709-GY	PJ2-GY	Polished Brass	81009-PB	—	—
	Black	—	—	—	80709-E	PJ2-E	Stainless Steel	84009	—	—
	Brown	85009	80509	85109	80709	—	C-Series 430 S/S	SL2	SLJ2-C	—
	Red	—	—	—	80709-R	—	C-Series 302/304 S/S	SS2-40	SSJ2-C40	—
							Non-Magnetic S/S	84009-40	SSJ2-40	84109-40
 3-Gang	White	88011	80511-W	88111	80711-W	PJ3-W	Aluminum	83011	—	—
	Ivory	86011	80511-I	86111	80711-I	PJ3-I	Brass	81011	—	—
	Lt. Almond	78011	80511-T	—	80711-T	PJ3-T	Polished Brass	81011-PB	—	—
	Gray	87011	—	—	80711-GY	—	Stainless Steel	84011	—	—
	Black	—	—	—	80711-E	PJ3-E	C-Series 430 S/S	SL3	—	—
	Brown	85011	80511	—	80711	PJ3	C-Series 302/304 S/S	SS3-40	—	—
	Red	—	—	—	80711-R	—	Non-Magnetic S/S	84011-40	SSJ3-40	84111-40
 4-Gang	White	88012	80512-W	—	80712-W	PJ4-W	Aluminum	83012	—	—
	Ivory	86012	80512-I	—	80712-I	PJ4-I	Brass	81012	—	—
	Lt. Almond	78012	80512-T	—	80712-T	PJ4-T	Polished Brass	81012-PB	—	—
	Gray	87012	—	—	80712-GY	—	Stainless Steel	84012	—	—
	Black	—	—	—	80712-E	—	Non-Magnetic S/S	84012-40	—	84112-40
	Brown	85012	80512	—	—	—	—	—	—	—

\*Stainless Steel (Clear) — please contact customer service for other configurations and colors

Continued on next page



### Related Products

Find the right antimicrobial switch for your antimicrobial wallplate.

**See page B-10 and in the Switches & Motor Control section for more information.**

Continued from previous page

### Toggle

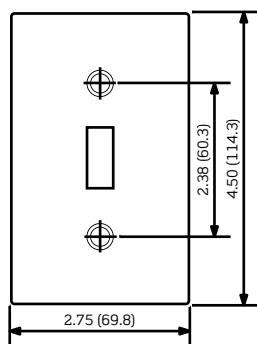
S  
Wallplates & Covers

Plastic, Nylon and Metal										
Description	Color	Thermoset (Plastic)			Thermoplastic (Nylon)		Metal			
		Cat. No. STANDARD	Cat. No. MIDWAY	Cat. No. OVERSIZE	Cat. No. STANDARD	Cat. No. MIDWAY	Material Type	Cat. No. STANDARD	Cat. No. MIDWAY	Cat. No. OVERSIZE
5-Gang 	White	88023	—	—	80723-W	—	Brass	81023	—	—
	Ivory	86023	—	—	80723-I	—	Polished Brass	81023-PB	—	—
	Lt. Almond	78023	—	—	—	—	Non-Magnetic S/S	84023-40	—	—
	Brown	85023	—	—	—	—				
6-Gang 	White	88036	—	—	80736-W	—	Brass	81036	—	—
	Ivory	86036	—	—	80736-I	—	Non-Magnetic S/S	84036-40	—	—
	Lt. Almond	78036	—	—	—	—				
	Brown	85036	—	—	—	—				
7-Gang 	White	S601-W*	—	—	—	—	Non-Magnetic S/S	84070-40	—	—
8-Gang 	White	S602-W*	—	—	—	—	Non-Magnetic S/S	84048-40	—	—
9-Gang 	White	S603-W*	—	—	—	—	Non-Magnetic S/S	84049-40	—	—
10-Gang 	White	S604-W*	—	—	—	—	Non-Magnetic S/S	84050-40	—	—

\*Painted metal wallplates

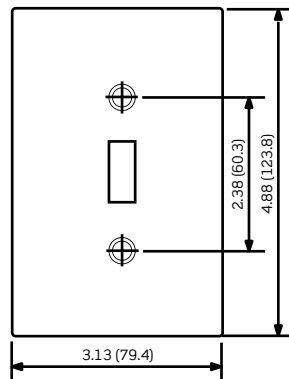
### Dimensions for Standard, Midway and Oversize — Single Gang

Standard Size Single-Gang



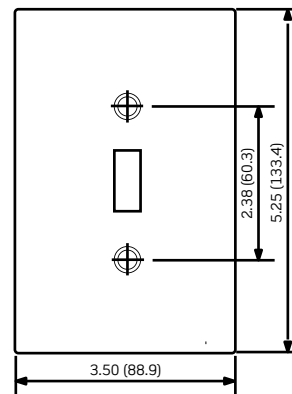
Note: Add 1.81" (46.0mm) for each additional gang.

Midway Size Single-Gang



Note: Add 1.81" (46.0mm) for each additional gang. Midway wallplates can be mounted onto larger-volume outlet boxes and/or used to hide wall irregularities. Midway wallplates are a full 0.375" taller and wider than standard size wallplates.

Oversize Size Single-Gang



Note: Add 1.81" (46.0mm) for each additional gang. Oversized wallplates are used to conceal greater wall irregularities than those hidden by Midway wallplates. Oversized wallplates are a full 0.75" taller and wider than standard size wallplates.

### Lockable Enclosures and Wallplates

Description	Mounting	Cat. No.	
Type 1 Steel Enclosure without Switch for 30A Motor Starters	Vertical	N13NC	
Lockout Wallplate (lock sold separately) Non-Magnetic S/S	Vertical	84001-LOK	
Switch Lockout Bracket	Vertical	LKOUT-40	

### Duplex Receptacle

#### Plastic, Nylon and Metal

Description	Color	Thermoset (Plastic)			Thermoplastic (Nylon)		Material Type	Metal		
		Cat. No. STANDARD	Cat. No. MIDWAY	Cat. No. OVERSIZE	Cat. No. STANDARD	Cat. No. MIDWAY		Cat. No. STANDARD	Cat. No. MIDWAY	Cat. No. OVERSIZE
 1-Gang	White	88003	80503-W	88103	80703-W	PJ8-W	Chrome	—	—	—
	Ivory	86003	80503-I	86103	80703-I	PJ8-I	Aluminum	83003	—	—
	Lt. Almond	78003	80503-T	78103-T	80703-NT	PJ8-T	Brass	81003	—	—
	Gray	87003	—	—	80703-GY	PJ8-GY	Polished Brass	81003-PB	—	—
	Black	—	—	—	80703-E	PJ8-E	Stainless Steel	84003	—	84103
	Brown	85003	80503	85103	80703	PJ8	C-Series 430 S/S	SL8	SLJ8-C	—
	Red	—	—	—	80703-R	PJ8-R	C-Series 302/304 S/S	SS8-40	SSJ8-C40	—
	Blue	—	—	—	80703-BU	PJ8-BU	Non-Magnetic S/S	84003-40	SSJ8-40	84103-40
	Orange	—	—	—	80703-ORG	—				
	 2-Gang	White	88016	80516-W	88116	80716-W	PJ82-W	Aluminum	83016	—
Ivory		86016	80516-I	86116	80716-I	PJ82-I	Brass	81016	—	—
Lt. Almond		78016	80516-T	78116-T	80716-T	PJ82-T	Stainless Steel	84016	—	84116
Gray		87016	—	—	80716-GY	PJ82-GY	C-Series 430 S/S	SL82	SLJ32-C	—
Black		—	—	—	80716-E	PJ82-E	C-Series 302/304 S/S	SS82-40	SSJ32-C40	—
Brown		85016	80516	85116	80716	PJ82	Non-Magnetic S/S	84016-40	SSJ82-40	84116-40
Red		—	—	—	80716-R	PJ82-R				
Blue		—	—	—	80716-BU	—				
Orange		—	—	—	80716-ORG	—				
 3-Gang	White	88030	—	—	80730-W	—	Non-Magnetic S/S	84030-40	SSJ83-40	84130-40
	Ivory	86030	—	—	80730-I	—				
	Lt. Almond	78030	—	—	—	—				
	Gray	—	—	—	80730-GY	—				
	Red	85030	—	—	80730-R	—				
 4-Gang	White	88041	—	—	—	—	Non-Magnetic S/S	84041-40	—	—
	Ivory	86041	—	—	—	—				
	Brown	85041	—	—	—	—				
 5-Gang							Non-Magnetic S/S	84055-40	—	—
 6-Gang							Non-Magnetic S/S	84056-40	—	—






# Traditional Wallplates

Single Receptacle | Telephone or Cable Outlet









## Single Receptacle





15A and 20A Straight Blade and 15A Locking (1.406" Diameter Hole)

Plastic, Nylon and Metal  										
		Thermoset (Plastic)			Thermoplastic (Nylon)		Metal			
Description	Color	Cat. No. STANDARD	Cat. No. MIDWAY	Cat. No. OVERSIZE	Cat. No. STANDARD	Cat. No. MIDWAY	Material Type	Cat. No. STANDARD	Cat. No. MIDWAY	Cat. No. OVERSIZE
	White	88004	80504-W	—	80704-W	PJ7-W	Aluminum	83004	—	—
	Ivory	86004	80504-I	—	80704-I	PJ7-I	Brass	81004	—	—
	Lt. Almond	78004	80504-T	—	80704-T	PJ7-T	C-Series 430 S/S	SL7	—	—
	Gray	—	—	—	80704-GY	—	C-Series 302/304 S/S	SS7-40	—	—
	Black	—	—	—	80704-E	—	Non-Magnetic S/S	84004-40	SSJ7-40	84104-40
	Brown	85004	80504	—	80704	—				
	Red	—	—	—	80704-R	PJ7-R				
	Orange	—	—	—	80704-ORG	—				
	White	88052	—	—	—	—	Non-Magnetic S/S	84052-40	—	—
	Ivory	86052	—	—	—	—				
	Brown	85052	—	—	—	—				
							Non-Magnetic S/S	S73-N	—	—

## Telephone or Cable Outlet — Box Mounted

Plastic, Nylon and Metal  								
		Thermoset (Plastic)		Thermoplastic (Nylon)	Metal			
Description	Color	Cat. No. STANDARD	Cat. No. MIDWAY	Cat. No. MIDWAY	Material Type	Cat. No. STANDARD	Cat. No. MIDWAY	
	White	—	80513-W	—	Aluminum	83013	—	
	Ivory	—	80513-I	—	Brass	81013	—	
	Lt. Almond	—	80513-T	—	Polished Brass	81013-PB	—	
	White	88013	—	—	Stainless Steel	84013	—	
	Ivory	86013	—	—	Non-Magnetic S/S	84013-40	—	
	Lt. Almond	78013	—	—				
	Gray	—	—	—				
	Black	—	—	—				
	White	88017	—	—	Brass	81017	—	
	Ivory	86017	—	—	Non-Magnetic S/S	84017-40	—	
	Lt. Almond	78017-T	—	—				
	White	88062	—	—	Non-Magnetic S/S	84062-40	—	
	Ivory	86062	—	—				

## Telephone or Cable Outlet – Strap Mounted

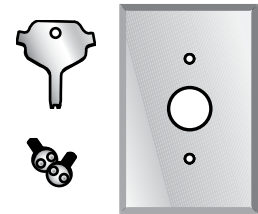
Plastic, Nylon and Metal 								
		Thermoset (Plastic)*		Thermoplastic (Nylon)*		Metal		
Description	Color	Cat. No. STANDARD	Cat. No. OVERSIZE	Cat. No. STANDARD	Cat. No. MIDWAY	Material Type	Cat. No. STANDARD	Cat. No. MIDWAY
1-Gang Phone/Cable .406" dia. hole , with knock out to enlarge hole to .625" 	White	88018	—	80718-W	PJ11-W			
	Ivory	86018	—	80718-I	PJ11-I			
	Light Almond	—	—	—	PJ11-T			
	Gray	—	—	80718-GY	PJ11-GY			
	Black	—	—	80718-E	PJ11-E			
	Brown	85018	—	80718	PJ1			
1-Gang Phone/Cable .406" dia. hole 	White	—	88113	—	—	Non-Magnetic S/S	84018-40	SSJ11-40
	Ivory	—	86113	—	—			
	Gray	—	—	—	—			
	Black	—	—	—	—			
	Brown	—	—	—	—			
1-Gang Phone/Cable .625" dia. hole 	White	88037	—	—	—	Non-Magnetic S/S	84037-40	84137-40

\* Mounting strap included

### Wallplate for Keylock Switches (1221-2kl series)

Type 302 Stainless Steel Wallplate w/Tamper-Resistant Screws and Spanner Tool 

Description	Color	Cat. No.
1-Gang	S/S	84071-40
2-Gang	S/S	84072-40
3-Gang	S/S	84073-40



84071-40



### Blanks — Box Mounted

Plastic, Nylon and Metal										
Description	Color	Thermoset (Plastic)			Thermoplastic (Nylon)		Material Type	Metal		
		Cat. No. STANDARD	Cat. No. MIDWAY	Cat. No. OVERSIZE	Cat. No. STANDARD	Cat. No. MIDWAY		Cat. No. STANDARD	Cat. No. MIDWAY	Cat. No. OVERSIZE
1-Gang 	White	88014	80514-W	88114	80714-W	PJ13-W	Aluminum	83014	—	—
	Ivory	86014	80514-I	86114	80714-I	PJ13-I	Aluminum w Gasket	83014-EXT	—	—
	Lt. Almond	78014	80514-T	—	80714-T	PJ13-T	Brass	81014	—	—
	Gray	87014	—	—	80714-GY	PJ13-GY	Stainless Steel	84014	—	84114
	Black	—	—	—	80714-E	PJ13-E	C-Series 430 S/S	SL13	SLJ13-C	—
	Brown	85014	80514	85114	80714	PJ13	C-Series 302/304 S/S	SS13-40	SSJ13-C40	—
	Red	—	—	—	80714-R	PJ13-R	Non-Magnetic S/S	84014-40	SSJ13-40	84114-40
2-Gang 	White	88025	80525-W	—	80725-W	PJ23-W	Aluminum w Gasket	83025-EXT	—	—
	Ivory	86025	80525-I	—	80725-I	PJ23-I	Brass	81025	—	—
	Lt. Almond	78025	80525-T	—	80725-T	PJ23-T	Polished Brass	81025-PB	—	—
	Gray	87025	—	—	80725-GY	PJ23-GY	Stainless Steel	84025	—	—
	Black	—	—	—	80725-E	PJ23-E	C-Series 430 S/S	SL23	SLJ23-C	—
	Brown	85025	80525	—	80725	—	C-Series 302/304 S/S	SS23-40	SSJ23-C40	—
	Non-Magnetic S/S	84025-40	—	84125-40	—	—	—	—	—	—
3-Gang 	White	88033	80533-W	—	80735-W	PJ33-W	C-Series 430 S/S	SL33	—	—
	Ivory	86033	80533-I	—	80735-I	PJ33-I	C-Series 302/304 S/S	SS33-40	—	—
	Gray	—	—	—	80735-GY	—	Non-Magnetic S/S	84033-40	—	84133-40
	Black	—	—	—	80735-E	—	—	—	—	—
	Brown	85033	—	—	—	—	—	—	—	—
4-Gang 	White	88064	—	—	—	—	Stainless Steel	84064	—	—
	Ivory	86064	—	—	—	—	Non-Magnetic S/S	84064-40	—	—
	Brown	85064	—	—	—	—	—	—	—	—
5-Gang 							Non-Magnetic S/S	84065-40	—	—
6-Gang 							Non-Magnetic S/S	84066-40	—	—
7-Gang 							Non-Magnetic S/S	84067-40	—	—
8-Gang 							Non-Magnetic S/S	84068-40	—	—

### Blanks — Strap Mounted

Plastic, Nylon and Metal							
		Thermoset (Plastic)		Thermoplastic (Nylon)		Metal	
Description	Color	Cat. No. STANDARD	Cat. No. OVERSIZE	Cat. No. STANDARD	Material Type	Cat. No. STANDARD	Cat. No. OVERSIZE
1-Gang 	White	88019	—	80719-W	Stainless Steel Non-Magnetic S/S	84019	—
	Ivory	86019	—	80719-I		84019-40	84119-40
	Gray	—	—	80719-GY			
	Black	—	—	80719-E			
	Brown	85019	—	—			
	Red	—	—	80719-R			
2-Gang 	White	88034	—	80734-W	Non-Magnetic S/S	84034-40	84134-40
	Ivory	86034	—	80734-I			
	Black	—	—	80734-E			
	Red	—	—	80734-R			
3-Gang 	White	88035	—	—	Non-Magnetic S/S	84035-40	—
	Ivory	86035	—	—			
4-Gang 	White	88057	—	—	Non-Magnetic S/S	84057-40	—
	Ivory	86057	—	—			

### Power Outlet Receptacles

Plastic, Nylon and Metal — 1-Gang							
		Thermoset (Plastic)		Thermoplastic (Nylon)		Metal	
Description	Color	Cat. No. STANDARD	Cat. No. MIDWAY	Cat. No. STANDARD	Cat. No. MIDWAY	Material Type	Cat. No. STANDARD
20A and 30A Locking Receptacle, 1.60" dia. hole 	White	—	—	80720-W	—	C-Series 430 S/S	SL721
	Ivory	—	—	80720-I	—	C-Series 302/304 S/S	SS721-40
	Gray	—	—	80720-GY	—	Non-Magnetic S/S	84020-40
	Black	—	—	80720-E	—		
	Brown	—	—	80720	—		
	Red	—	—	80720-R	—		
30A and 50A Receptacle, 2.15" dia. hole 	White	—	80528-W	—	80728-W	Aluminum	83028
	Ivory	—	80528-I	—	80728-I	Brass Finish Steel	4928
	Gray	—	—	—	80728-GY	Gray Painted Steel	4927
	Black	—	80528-BLK	—	80728-E	Stainless Steel	84028
	Brown	—	—	—	80728	C-Series 430 S/S	SL723
							C-Series 302/304 S/S

Note: Use with 278, 279, 5206, 5207, 5371, 5372, 5374

Continued on next page

# Traditional Wallplates






## Power Outlet Receptacles









Continued from previous page

### Power Outlet Receptacles

Wallplates & Covers

Standard Size Plastic, Nylon and Metal — 2-Gang  					
		Thermoset (Plastic)	Thermoplastic (Nylon)	Metal	
Description	Color	Cat. No.	Cat. No.	Material Type	Cat. No.
 30A and 50A Receptacle, 2.15" dia. hole	White	80526-W	80726-W	Aluminum	83026
	Ivory	80526-I	80726-I	Gray Painted Steel	4934
	Lt. Almond	80526-T	—	Stainless Steel	84026
	Black	80526-BLK	—	C-Series 430 S/S	SL703
	Brown	—	80726	C-Series 302/304 S/S	SS703-40
 30A and 50A Receptacle, 2.465" dia. hole	White	80530-W	—	Gray Painted Steel	S701-GY
	Ivory	80530-I	—	C-Series 430 S/S	SL701
	Lt. Almond	80530-T	—	C-Series 302/304 S/S	SS701-40
	Black	80530-BLK	—	Non-Magnetic S/S	S701-40
 30A and 50A Receptacle, 2.15" dia. hole offset				Stainless Steel	84022

Note: Use with 278, 279, 5206, 5207, 5371, 5372, 5374

Standard Size Metal — 2-Gang with Centered Opening  		
Description	Metal	
	Material Type	Cat. No.
 1-Decora®	Non-Magnetic S/S	S746-N
 1-Toggle	Brass	81040
	Non-Magnetic S/S	84040-40
 1-Duplex	C-Series 430 S/S	SL748
	C-Series 302/304 S/S	SS748-40
	Non-Magnetic S/S	84039-40
 1-Outlet 1.406" dia. hole	Non-Magnetic S/S	84092-40

Standard Size Louvre  				
Description	Color	Painted Steel	Metal	
		Cat. No.	Material Type	Cat. No.
 1-Gang, Center Horizontal, Strap Mount	White	88079	Brass	81079
			Non-Magnetic S/S	84079-40
 1-Gang Vertical, Strap Mount	White	88080	Brass	81080
			Non-Magnetic S/S	84080-40
 2-Gang, 2-Louvre, Vertical, Strap Mount			Non-Magnetic S/S	84081-40

## Decora® and Decora Plus™ Wallplates


Leviton Decora Plus™ and Decora® Designer Wallplates — available in a wide spectrum of colors and styles — can add subtle elegance to any home. You can go modern with Decora Plus™ screwless, snap-on wallplates, which install fast and flawlessly. Sleek, versatile and convenient, they now come in a midway size that gives even greater coverage, and can hide unsightly wall surface irregularities. All Leviton decorative wallplates can stand up to heavy use while coordinating perfectly with paint or wallcoverings. Think of them as the finishing touch to giving a home its signature look.

### Sample Decora® & Decora Plus™



### Color Choices

Decora® and Decora Plus™ wallplates are offered in a wide range of colors and finishes. To order colors, add suffix to Cat. No.



## Decora® and Decora Plus™ Wallplates

### Features and Benefits

#### All Decora® Wallplates

- Accent any wall covering with a wide selection of colors and finishes
- Smooth face and rounded edges resist dust accumulation
- Color-matched metal mounting screws supplied

#### Midway

- Midway wallplates can be used to hide wall surface irregularities
- Midway wallplates are a full 0.375" taller and wider than standard wallplates

#### Oversize

- Oversize wallplates can be used to hide greater wall surface irregularities than those hidden by Midway wallplates
- Oversize wallplates are a full 0.75" taller and wider than standard wallplates

#### Thermoset Wallplates

- Designed for high dielectric strength and arc resistance
- Meets or exceeds UL 514 testing requirements
- Resistant to fading, discoloration, grease, oils, organic solvents, moisture and scratches
- Backed by a limited 2-year warranty

#### Thermoplastic Wallplates

- Molded thermoplastic for maximum resistance to impact, abrasion, fading and discoloration
- Resistant to mechanical stress associated with high abuse applications
- Backed by a limited 10-year warranty

#### Metal Wallplates (Commercial Grade)

- Rounded edges to prevent injury and wall damage
- Deluxe stainless steel is non-magnetic Type 302, .032" thick — brushed finish
- Standard stainless steel Type 430, .032" thick, also available — brushed finish
- Brass is 70/30 alloy 260, .040" thick — polished or brushed finish
- Aluminum is 3004 alloy, .040" thick
- Backed by a limited 10-year warranty

#### Antimicrobial

- All antimicrobial devices use silver ions (Ag+) as the antimicrobial agent in the product material
- Antimicrobial material has been tested to show a consistent {3 log (>99.9%)} microbial reduction rate against a broad range of bacteria pursuant to the JIS Z 2801:2000 test protocol

## Decora®

Plastic, Nylon and Metal										
Rating		Thermoset (Plastic)			Thermoplastic (Nylon)		Metal			
Description	Color	Cat. No. STANDARD	Cat. No. MIDWAY	Cat. No. OVERSIZE	Cat. No. STANDARD	Cat. No. MIDWAY	Material Type	Cat. No. STANDARD	Cat. No. MIDWAY	Cat. No. OVERSIZE
	White	80401-W	80601-W	88601-W	80401-NW	PJ26-W	Aluminum	83401	—	—
	Ivory	80401-I	80601-I	86601-I	80401-NI	PJ26-I	Brass	81401	—	—
	Light Almond	80401-T	80601-T	—	80401-NT	PJ26-T	Polished Brass	81401-PB	—	—
	Gray	80401-GY	—	—	80401-NGY	PJ26-GY	C-Series 430 S/S	SL26	SLJ82-C	—
	Black	80401-E	—	—	80401-NE	PJ26-E	C-Series 302/304 S/S	SS26-40	SSJ82-C40	—
	Brown	80401	80601	—	80401-N	PJ26	Non-Magnetic S/S	84401-40	SSJ26-40	SO26
	Red	—	—	—	80401-NR	PJ26-R	Antimicrobial*	84401-A40	—	—
	Blue	—	—	—	80401-NB	—	EMERGENCY Antimicrobial*	84401-E40	—	—
	White	80409-W	80609-W	88602	80409-NW	PJ262-W	Aluminum	83409	—	—
	Ivory	80409-I	80609-I	—	80409-NI	PJ262-I	Brass	81409	—	—
	Light Almond	80409-T	80609-T	—	80409-NT	PJ262-T	Polished Brass	81409-PB	—	—
	Gray	80409-GY	—	—	80409-NGY	PJ262-GY	C-Series 430 S/S	SL262	SLJ62-C	—
	Black	80409-E	—	—	80409-NE	PJ262-E	C-Series 302/304 S/S	SS262-40	SSJ62-C40	—
	Brown	80409	80609	—	80409-N	PJ262-B	Non-Magnetic S/S	84409-40	—	SO262
	Red	—	—	—	80409-NR	—	Antimicrobial*	84409-A40	—	—
	Blue	—	—	—	80409-NB	—	EMERGENCY Antimicrobial*	84409-E40	—	—
	White	80411-W	80611-W	—	80411-NW	PJ263-W	Aluminum	83411	—	SO263
	Ivory	80411-I	80611-I	—	80411-NI	PJ263-I	Brass	81411	—	—
	Light Almond	80411-T	80611-T	—	80411-NT	PJ263-T	Polished Brass	81411-PB	—	—
	Gray	80411-GY	—	—	80411-NGY	PJ263-GY	C-Series 430 S/S	SL263	—	—
	Black	80411-E	—	—	80411-NE	PJ263-E	C-Series 302/304 S/S	SS263-40	—	—
	Brown	80411	80611	—	80411-N	PJ263-B	Non-Magnetic S/S	84411-40	—	—
	White	80412-W	80612-W	—	80412-NW	PJ264-W	Brass	81412	—	—
	Ivory	80412-I	80612-I	—	80412-NI	PJ264-I	Non-Magnetic S/S	84412-40	—	—
	Light Almond	80412-T	80612-T	—	80412-NT	PJ264-T	—	—	—	—
	Gray	80412-GY	—	—	80412-NGY	PJ264-GY	—	—	—	—
	Black	80412-E	—	—	80412-NE	PJ264-E	—	—	—	—
	Brown	80412	80612	—	80412-N	PJ264-B	—	—	—	—
	White	80423-W	—	—	—	—	Brass	81423	—	—
	Ivory	80423-I	—	—	—	—	Non-Magnetic S/S	84423-40	—	—
	Light Almond	80423-T	—	—	—	—	—	—	—	—
	Gray	80423-GY	—	—	—	—	—	—	—	—
	Black	80423-E	—	—	—	—	—	—	—	—
	Brown	80423	—	—	—	—	—	—	—	—
	White	80436-W	—	—	—	—	Non-Magnetic S/S	84436-40	—	—
	Ivory	80436-I	—	—	—	—	—	—	—	—
	Light Almond	80436-T	—	—	—	—	—	—	—	—
	Gray	80436-GY	—	—	—	—	—	—	—	—
	Black	80436-E	—	—	—	—	—	—	—	—
	Brown	80436	—	—	—	—	—	—	—	—
	White	80407-W**	—	—	—	—	—	—	—	—
	Ivory	80407-I**	—	—	—	—	—	—	—	—

\*Stainless Steel (Clear) — please contact customer service for other configurations and colors

\*\*Painted Metal Wallplate

Continued on next page



### Related Products

Find the right antimicrobial switch for your antimicrobial wallplate.

See page B-23 in the Switches & Motor Control section for more information.

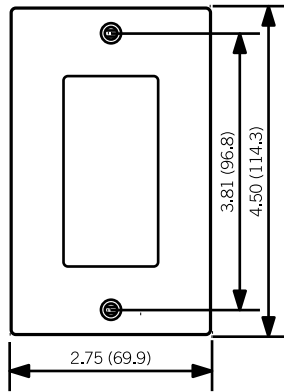


Continued from previous page

**Decora®**

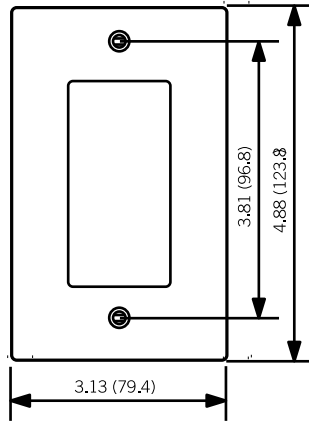
## Dimensions — Single Gang

Standard Size Single-Gang



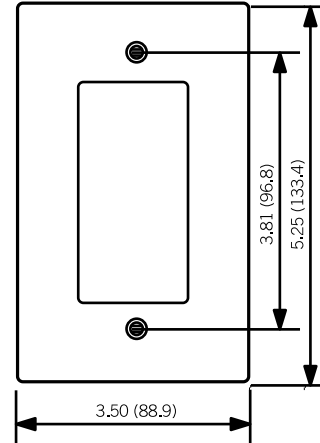
Note: Add 1.81" (46.0mm) for each additional gang.

Midway Size Single-Gang



Note: Add 1.81" (46.0mm) for each additional gang. Midway wallplates can be mounted onto larger-volume outlet boxes and/or used to hide wall irregularities. Midway wallplates are a full 0.375" taller and wider than standard size wallplates.

Oversize Size Single-Gang









Note: Add 1.81" (46.0mm) for each additional gang. Oversized wallplates are used to conceal greater wall irregularities than those hidden by Midway wallplates. Oversized wallplates are a full 0.75" taller and wider than standard size wallplates.

## Decora Plus™

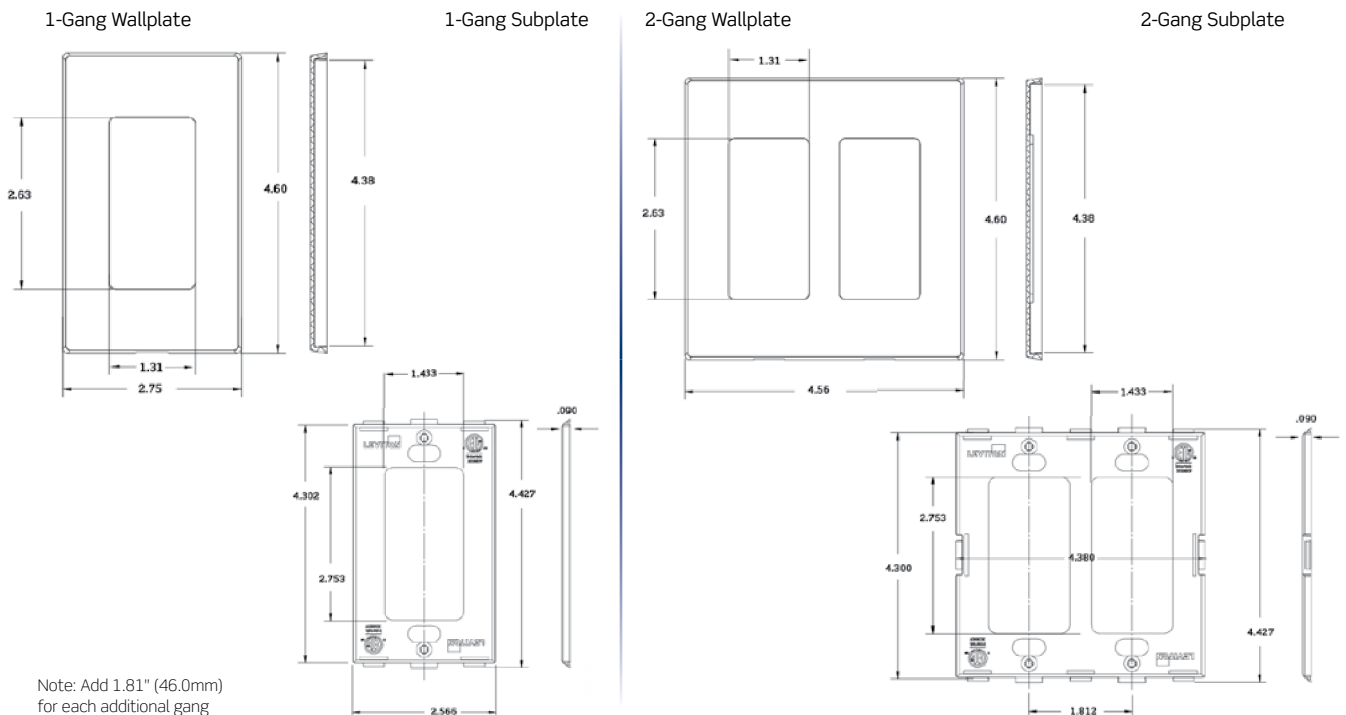
### Features and Benefits

- Screwless, snap-on design for contemporary architectural styling
- Subplate provides an easy, convenient wallplate installation with proprietary flat head combination head screws held captive
- Constructed of durable polycarbonate to withstand abuse
- Designed with top and bottom ratchets on single/multi-gang configurations and side ratchets on multi-gang configurations for a secure fit
- 1-6 Gang screwless wallplates each paired with a dedicated subplate for fast and easy installation

### Screwless Snap-On Wallplates (with Screwless Subplate)

	Description	Color	Cat. No.		Description	Color	Cat. No.
	1-Gang	White Ivory Lt. Almond Gray Black Brown	80301-SW 80301-SI 80301-ST 80301-SGY 80301-SE 80301-S		4-Gang	White Ivory Lt. Almond Gray Black Brown	80312-SW 80312-SI 80312-ST 80312-GY 80312-SE 80312
	2-Gang	White Ivory Lt. Almond Gray Black Brown	80309-SW 80309-SI 80309-ST 80309-SGY 80309-SE 80309-S		5-Gang	White Ivory Lt. Almond Gray Black	80321-SW 80321-SI 80321-ST 80321-SGY 80321-SE
	3-Gang	White Ivory Lt. Almond Gary Black Brown	80311-SW 80311-SI 80311-ST 80311-GY 80311-SE 80311-S		6-Gang	White Ivory Lt. Almond Gray Black	80326-SW 80326-SI 80326-ST 80326-SGY 80326-SE


### Dimensions for Screwless Snap-On Wallplates



## Combination Wallplates

Need a wallplate that does more than one job? Turn to Leviton's combination wallplate line. Leviton combination wallplates come in a variety of configurations and gangs; a broad selection of materials including aluminum, brass, stainless steel and plastic; and an assortment of colors. If you have a unique application, Leviton can also customize a wallplate for it.

### Sample Combination Wallplates



### Single Receptacle Combination Wallplates

Plastic, Nylon and Metal									
Description	Color	Thermoset (Plastic)			Thermoplastic (Nylon)		Metal		
		Cat. No. STANDARD	Cat. No. MIDWAY	Cat. No. OVERSIZE	Cat. No. STANDARD	Cat. No. MIDWAY	Material Type	Cat. No. STANDARD	
2-Gang: 1-Toggle, 1-Single 1.406" dia Hole 	White	88007	—	—	—	—	Stainless Steel Non-Magnetic S/S	84007	
	Ivory	86007	—	—	—	—		84007-40	
3-Gang: 2-Toggle, 1-Single 1.406" dia. Hole 							Non-Magnetic S/S	84088-40	
2-Gang: 1-Single 1.406" dia. Hole, 1-Duplex 	White	88046*	—	—	—	—	Non-Magnetic S/S	84146-40	

\*Painted Metal Wallplates

### Duplex Receptacle Combination Wallplates

Plastic, Nylon and Metal									
Description	Color	Thermoset (Plastic)			Thermoplastic (Nylon)		Metal		
		Cat. No. STANDARD	Cat. No. MIDWAY	Cat. No. OVERSIZE	Cat. No. STANDARD	Cat. No. MIDWAY	Material Type	Cat. No. STANDARD	Cat. No. OVERSIZE
2-Gang: 1-Toggle, 1-Duplex 	White	88005	80505-W	88105	80705-W	PJ18-W	Aluminum	83005	—
	Ivory	86005	80505-I	86105	80705-I	PJ18-I	Polished Brass	81005-PB	—
	Lt. Almond	78005	80505-T	—	80705-T	PJ18-T	Stainless Steel	84005	—
	Gray	87005	—	—	80705-GY	—	C-Series 430 S/S	SL18	—
	Black	—	—	—	80705-E	PJ18-E	C-Series 302/304 S/S	SS18-40	—
	Brown	85005	—	—	80705	—	Non-Magnetic S/S	84005-40	84105-40
	Red	—	—	—	80705-R	—			
3-Gang: 2-Toggle, 1-Duplex 	White	88021	80521-W	80516-W	80721-W	PJ21-W	Brass	81021	—
	Ivory	86021	80521-I	80516-I	80721-I	PJ21-I	Non-Magnetic S/S	84021-40	84121-40
	Lt. Almond	78021	80521-T	80516-T	—	PJ21-T			
	Black	—	—	—	80721-E	—			
	Brown	85021	80521	80516	—	—			
4-Gang: 3-Toggle, 1-Duplex 	White	P38-W	—	—	80743-W	—	Stainless Steel	84043	—
	Ivory	P38-I	—	—	80743-I	—			
	Lt. Almond	P38-T	—	—	—	—			
	Brown	P38	—	—	—	—			

Continued on next page

# Combination Wallplates




Duplex Receptacle | Decora®/GFCI



Continued from previous page







## Duplex Receptacle Combination Wallplates

Wallplates & Covers

Plastic, Nylon and Metal  									
Description	Color	Thermoset (Plastic)			Thermoplastic (Nylon)		Metal		
		Cat. No. STANDARD	Cat. No. MIDWAY	Cat. No. OVERSIZE	Cat. No. STANDARD	Cat. No. MIDWAY	Material Type	Cat. No. STANDARD	Cat. No. OVERSIZE
5-Gang: 4-Toggle, 1-Duplex 	White	P48-W*	—	—	—	—	Non-Magnetic S/S	S48-N	—
3-Gang: 1-Toggle, 2-Duplex 	White Ivory Brown	88047 86047 85047	— — —	— — —	80747-W 80747-I —	— — —	Non-Magnetic S/S	84047-40	—
4-Gang: 2-Toggle, 2-Duplex 							Brass Non-Magnetic S/S	81045 84045-40	— —
2-Gang: 1-Duplex, 1-Decora®/GFCI 	White Ivory Lt. Almond Gray Black Brown Red	80455-W 80455-I 80455-T — — 80455 —	— — — — — — —	— — — — — — —	80746-W 80746-I 80746-T 80746-GY 80746-E 80746 80746-R	PJ826-W PJ826-I PJ826-T — — — —	Non-Magnetic S/S	84455-40	—

\*Painted Metal Wallplates





## Decora®/GFCI Combination Wallplates

Plastic, Nylon and Metal  							
Description	Color	Thermoset (Plastic)		Thermoplastic (Nylon)		Metal	
		Cat. No. STANDARD	Cat. No. MIDWAY	Cat. No. STANDARD	Cat. No. MIDWAY	Material Type	Cat. No. STANDARD
2-Gang: 1-Toggle, 1-Decora®/GFCI 	White Ivory Lt. Almond Gray Black Brown Red	80405-W 80405-I 80405-T 80405-GY 80405-E 80405 —	80605-W 80605-I 80605-T — — — —	80707-W 80707-I 80707-T 80707-GY 80707-E 80707 80707-R	PJ126-W PJ126-I PJ126-T — — PJ126 —	Stainless Steel C-Series 430 S/S C-Series 302/304 S/S	S126 SL126 SS126-40
3-Gang: 2-Toggle, 1-Decora®/GFCI 	White Ivory Lt. Almond Black Brown	80421-W 80421-I 80421-T — 80421	— — — — —	80745-W 80745-I — 80745-E —	PJ226-W PJ226-I PJ226-T — PJ226	Non-Magnetic S/S	84421-40
3-Gang: 2-Decora®/GFCI, 1-Toggle 	White Ivory Lt. Almond Brown	80431-W 80431-I 80431-T 80431	— — — —	80731-W — — —	— — — —		
4-Gang: 3-Toggle, 1-Decora®/GFCI 	White Ivory Lt. Almond Brown	P326-W P326-I P326-T P326	— — — —	80732-W 80732-I — —	— — — —		

Continued on next page







Continued from previous page

## Decora®/GFCI Combination Wallplates

Plastic, Nylon and Metal  							
Description	Color	Thermoset (Plastic)		Thermoplastic (Nylon)		Metal	
		Cat. No. STANDARD	Cat. No. MIDWAY	Cat. No. STANDARD	Cat. No. MIDWAY	Material Type	Cat. No. STANDARD
4-Gang: 2-Toggle, 2-Decora®/GFCI 	White Ivory		—	—	—	Painted Steel	P2262-W*
2-Gang: 1-Duplex, 1-Decora®/GFCI 	White Ivory Lt. Almond Gray Black Brown Red	80455-W 80455-I 80455-T — — 80455 —	— — — — — — —	80746-W 80746-I 80746-T 80746-GY 80746-E 80746 80746-R	PJ826-W PJ826-I PJ826-T — — — —		

\*Painted Metal Wallplates

## Blank Combination Wallplates

Plastic, Nylon and Metal  							
Description	Color	Thermoset (Plastic)			Thermoplastic (Nylon)	Metal	
		Cat. No. STANDARD	Cat. No. MIDWAY	Cat. No. OVERSIZE	Cat. No. STANDARD	Material Type	Cat. No. STANDARD
 2-Gang: 1-Toggle, 1-Blank, Box Mount	White Ivory Brown	88006 86006 85006	80506-W 80506-I 80506	— — —	— — —	Non-Magnetic S/S	84006-40
 2-Gang: 1-Toggle, 1-Blank, Strap Mount	White Ivory Lt. Almond Gray Red	— — — — —	— — — — —	— — — — —	80706-W 80706-I 80706-T 80706-GY 80706-R		
 3-Gang: 2-Toggle, 1-Blank, Strap Mount						Non-Magnetic S/S	S214-N
 2-Gang: 1-Blank, 1-Decora®/GFCI, Strap Mount	White Ivory Lt. Almond Gray Black Brown	P1426-W* — — — — —	80608-W 80608-I 80608-T — — 80608	— — — — — —	80708-W 80708-I 80708-T 80708-GY 80708-E 80708	Non-Magnetic S/S	S1426-N

\*Painted Metal Wallplates

Continued on next page



# Combination Wallplates






Blank | Telephone and CATV



Continued from previous page






## Blank Combination Wallplates

S  
Wallplates & Covers









Plastic, Nylon and Metal  								
Description	Color	Thermoset (Plastic)			Thermoplastic (Nylon)		Metal	
		Cat. No. STANDARD	Cat. No. MIDWAY	Cat. No. OVERSIZE	Cat. No. STANDARD	Cat. No. MIDWAY	Material Type	Cat. No. STANDARD
2-Gang: 1-Blank, 1-Duplex, Box Mount 	White	88008	80508-W	—	—	—		
	Ivory	86008	80508-I	86108	N138-I	—		
	Brown	85008	—	—	—	—		
2-Gang: 1-Blank, 1-Duplex, Strap Mount 	White	88087*	—	—	—	—	Non-Magnetic S/S	84087-40
2-Gang: 1-Blank, 1-Single 1.406" dia. Hole, Strap Mount 	White	88085*	—	—	—	—	Non-Magnetic S/S	84085-40

\*Painted Metal Wallplates




## Telephone and CATV Wallplates

Plastic, Nylon and Metal  								
Description	Color	Thermoset (Plastic)			Thermoplastic (Nylon)		Metal	
		Cat. No. STANDARD	Cat. No. MIDWAY	Cat. No. OVERSIZE	Cat. No. STANDARD	Cat. No. MIDWAY	Material Type	Cat. No. STANDARD
2-Gang: 1-Toggle, 1-Phone/Cable .406" dia. Hole, Strap Mount 	White	88077	—	—	—	—		
	Ivory	86077	—	—	—	—		
2-Gang: 1-Phone/Cable .406" dia. Hole, 1-Duplex, Strap Mount 	White	88078	—	—	—	—	Non-Magnetic S/S	84078-40
	Ivory	86078	—	—	—	—		
2-Gang: 1-Phone/Cable .406" dia. Hole, 1-Decora®, Strap Mount 	White	80479-W	—	—	—	—		
	Ivory	80479-I	—	—	—	—		

### Thermoplastic and Metal Combination Specialty Wallplates

Thermoplastic (Nylon) Sectionals for Multi-Gang Installations*  			
Description		Center Panel	End Panel
Description		Cat. No.	Cat. No.
  Duplex Receptacle	White Ivory Lt. Almond	PSC8-W PSC8-I PSC8-T	PSE8-W PSE8-I PSE8-T
	Toggle Switch	PSC1-W PSC1-I PSC1-T	PSE1-W PSE1-I PSE1-T
	Single Receptacle, 1.406" dia. Hole	PSC7-W PSC7-I	PSE7-W PSE7-I
	Blank, Strap Mount	PSC14-W PSC14-I PSC14-T	PSE14-W PSE14-I PSE14-T
	Decora® Panels	PSC26-W PSC26-I PSC26-T	PSE26-W PSE26-I PSE26-T

\*Outer dimensions of Wallplates created from two or more sectional panels will be the same as standard multi-gang plates

Horizontal Split Plate for Terminated Cable, Nylon and Metal  					
Description		Color	Thermoplastic (Nylon)	Metal	
Description		Color	Cat. No.	Material Type	Cat. No.
	1-Gang, .625" dia. Hole with Grommet, .406" Inner dia.	White Ivory	N751-W N751-I	Stainless Steel	S751-N

# Special Purpose Wallplates

Hot Stamped and Engraved



## Special Purpose

### Hot Stamped and Engraved Wallplates

Nylon and Metal

		Thermoplastic (Nylon)			Metal	
Description	Color	Cat. No. STANDARD	Cat. No. STANDARD	Cat. No. MIDWAY	Material Type	Cat. No. STANDARD
1-Gang, 1-Duplex, Stamped and Engraved "Emergency"	Red	80703-RE <i>Engraved Black Letters</i>	80703-REW <i>Engraved White Letters</i>	PJ8-RE <i>Engraved Black Letters</i>	Non-Magnetic S/S	84003-E40 <i>Engraved Red Letters</i>
2-Gang, 2-Duplex, Stamped and Engraved "Emergency"	Red	80716-RE <i>Engraved Black Letters</i>	80716-REW <i>Engraved White Letters</i>	PJ82-RE <i>Engraved Black Letters</i>	Non-Magnetic S/S	84016-E40 <i>Engraved Red Letters</i>
1-Gang, 1-Duplex, Stamped and Engraved "Isolated Ground"	Orange	80703-IG <i>Engraved Black Letters</i>	—	PJ8-IG <i>Engraved Black Letters</i>	Non-Magnetic S/S	84003-IG <i>Engraved Black Letters</i>
2-Gang 2-Duplex Stamped and Engraved "Isolated Ground"	Orange	80716-IG <i>Engraved Black Letters</i>	—	—		
1-Gang, 1-Single, 1.406" dia. Hole Stamped and Engraved "Isolated Ground"	Orange	80704-IG <i>Engraved Black Letters</i>	—	—		
1-Gang, 1-Decora®, Stamped "Isolated Ground"	Orange	80401-IG <i>Engraved Black Letters</i>	—	—		
1-Gang, 1-Decora®, and Engraved "Emergency"	Red	—	80401-REW <i>Engraved White Letters</i>	—	Non-Magnetic S/S	84401-E40 <i>Engraved Red Letters</i>
2-Gang, 2-Decora®, and Engraved "Emergency"	Red	—	80409-REW <i>Engraved White Letters</i>	—	Non-Magnetic S/S	84409-E40 <i>Engraved Red Letters</i>
1-Gang, 1-Decora®, Stamped "GFCI Protected"	White Ivory	80401-GFW 80401-GFI <i>Engraved Black Letters</i>	—	—	Non-Magnetic S/S	84003-G40 <i>Engraved Black Letters</i>
1-Gang, 1-Decora®, Stamped "Computer Only"	Ivory	80401-COI <i>Engraved Black Letters</i>	—	—		
1-Gang, 1-Toggle, Stamped and Engraved "Emergency"	Red	80701-RE <i>Engraved Black Letters</i>	80701-REW <i>Engraved White Letters</i>	—	Non-Magnetic S/S	84001-E40 <i>Engraved Red Letters</i>
1-Gang, 1-Duplex, Stamped "Computer Only"	Orange	80703-COO <i>Engraved Black Letters</i>	—	—		

Wallplates & Covers

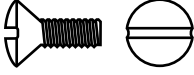


## Adapters and Accessories



Decora Plus™ Standard Size Plastic Adapters			
	Description	Color	Cat. No.
	CATV Jack	White Lt. Almond Black	80381-W 80381-T 80381-E
	Blank No Hole	White Lt. Almond Gray Black	80314-W 80314-T 80314-GY 80314-E




Plastic Adapters			
	Description	Color	Cat. No.
	Dimmer Shaft .406" dia. Hole	White Ivory Lt. Almond Black Brown	80400-W 80400-I 80400-T 80400-E 80400
	Blank Decora® No Hole	White Ivory Lt. Almond Gray Black Brown	80414-W 80414-I 80414-T 80414-GY 80414-E 80414
	Blank Toggle No Hole	White Ivory Lt. Almond Gray Brown	80700-W 80700-I 80700-T 80700-GY 80700
	Wallbox Adapter: Extends shallow wallbox to fit GFCI/Decora® device	White Ivory Brown	6197-W 6197-I 6197
	Snap-in Grommet: Reduces 1.406" to 1.00" for use with single receptacle wallplates	Black	403-E
	Thermoplastic Yoke/Mounting Strap with Screws	White	404

All devices are UL Listed and CSA Certified

### Adapters and Accessories

Wallplate Screws		
Description	Color	Cat. No.
 Oval Head Milled Slot 5/16" Long — 6-32 Thread, 100 per Box	White Ivory Lt. Almond Gray Stainless Steel	88400-PRT 86400-PRT 78400-PRT 87400-PRT 84400-PRT
 Oval Head Milled Slot, 1/2" Long — 6-32 Thread, 100 per Box	White Ivory Lt. Almond Brown Stainless Steel	88000-PRT 86000-PRT 78000-PRT 85000-PRT 84000-PRT
 Oval Head Milled Slot 7/8" Long — 6-32 Thread, 100 per Box	White Ivory Lt. Almond	88500-PRT 86500-PRT 78500-PRT

Tamper-Resistant Spanner Head Wallplate Screws		
Description	Color	Cat. No.
 Spanner Head 1/2" Long — 6-32 Thread, 100 per Box	Stainless Steel	84000-T
 Screwdriver for Spanner Head or Tamper-Resistant Screws	Black	84000-TSD

Pilot Light Jewels		
Description	Color	Cat. No.
 Round Fits Single Receptacle Hole 1.375-1.405" dia.	Red Green	405-R 405-GR
 Rectangular Fits Toggle Switch Hole .406 x .925"	Red Green	406-R 406-GR
 Lampholder Assembly for use with Jewels or Louvre Plates — use with standard 2.5" box and 4 watt bulb (bulb not included)		2152

## Connectivity Device Plates

Dedicated to 46000 series devices, single-gang Leviton Voice/Data/CATV wallplates come in standard and Decora® style. They accommodate a Type “F”, Db9, Db15 or Bnc/Tnc “D” connectors and are constructed from an impact resistant, engineering grade polymer.

### Sample Connectivity Device Plates



Voice/Data/CATV Standard Size Nylon and Metal				
		Thermoplastic (Nylon)		Metal
Description	Color	Cat. No.	Material Type	Cat. No.
1-Gang, Type “F” Connector	White Ivory Lt. Almond	80781-W 80781-I 80781-T		
1-Gang, Duplex Type “F” Connector	Ivory White Lt. Almond	80782-W 80782-I 80782-T		
1-Gang, Bnc/Tnc “D” Connector			Non-Magnetic S/S	84444-40



## Weatherproof Covers

The Leviton offering of Weatherproof Covers & Boxes comprises both 1- and 2-gang configurations that comply with the National Electric Code® (2017) Article 406.9 for weatherproof enclosures in damp and wet locations.

### Sample Weatherproof Covers



### Features and Benefits

#### Weatherproof Outlet Box Hoods (While-In-Use Covers)

- Compliant with NEC® 2017 Section 406.9(B)(1) for wet locations
- Safety lockout feature to prevent unauthorized use
- Extra Duty models meet or exceed the most stringent impact resistance tests required in UL 514D for Extra-Duty Outlet Box Hoods, ensuring maximum safety in abusive environments
- Pre-installed weatherproof gasket features custom fit inserts allowing for an easy to use installation available on Extra Duty Covers

#### Weatherproof Device Covers

- Complies with NEC® 2017 Section 406.9(A) for weatherproof enclosures in damp locations
- Heavy-duty gasket provides a weatherproof seal which protects from moisture and adds to ease of installation
- Three easy-to-install molded adapter plates for use with Toggle Switches, Duplex Receptacles, Decora®/GFCI and Single Receptacle devices
- Safety lockout feature to prevent unauthorized use available on some models

#### Weatherproof Boxes

- Constructed of heavy duty die-cast aluminum
- Includes ground screw, mounting hardware and inserts to cover unused openings to prevent insects and debris from entering the box

#### Weatherproof Blank Plates

- Equipped with heavy-duty weatherproof gasket to seal out moisture

#### Weatherproof Cover Kits

- Extra-Duty rated for outdoor applications
- Pre-installed gaskets and key hold screw access for easy installation
- Interchangeable inserts for a variety of options

*Continued on next page*

Continued from previous page

## Weatherproof Outlet Box Hoods (While-In-Use Covers)

UV Resistant Polycarbonate			
Description	Mounting	Color	Cat. No.
Extra-Duty Rated; 1-Gang, Decora®/GFCI with Adapter Plates for Duplex and Single Receptacle, Standard	Vertical	Gray	5980-UGY
		Clear	5980-UCL
	Horizontal	Gray	5981-UGY
		Clear	5981-UCL
Extra-Duty Rated; 2-Gang While-In-Use Cover for Decora®/GFCI and Duplex Outlets, Standard	Vertical	Gray	5982-UGY
		Clear	5982-UCL

Die-Cast Aluminum			
Description	Mounting	Color	Cat. No.
Extra-Duty Rated; 1-Gang, Includes Inserts for Single, Duplex and Decora®/GFCI Receptacles	Horizontal	Gray	IUM1H-GY
	Vertical		IUM1V-GY
Extra-Duty Rated; 2-Gang, Includes Inserts for Duplex and Decora®/GFCI Receptacles	Vertical		IUM2V-GY



5980-UCL



5981-UGY



WM1S-GY



4976-GY



4979-GY

## Weatherproof Device Covers



Weatherproof Device Covers Vertical and Horizontal Mounting				
Description	Mounting	Color	Metallic	Plastic
			Cat. No.	Cat. No.
1-Gang, Switch	Vertical or Horizontal	Gray	WM1S-GY	WP1S-GY
1-Gang, Duplex Receptacle	Horizontal, Oversized	Gray	—	4986-GY
		Gray	WM1D-GY	WP1D-GY
	Horizontal	White	—	4976-W
		Gray	—	4976-GY
	Horizontal, FS Box Mount	Gray	—	4976-FS
	Vertical	Gray	—	4978-GY
White		—	4978-W	
1-Gang, Duplex and Single Receptacle; Includes Inserts for Decora®/GFCI	Horizontal	Gray	WM1H-GY	—
	Vertical	Gray	WM1V-GY	—
1-Gang, Decora®/GFCI Receptacle	Horizontal	Gray	—	4996-GY
		White	—	4996-W
	Vertical	Gray	—	4998-GY
		White	—	4998-W
	Horizontal, FS Box Mount	Gray	WM1HF-GY	—
	Vertical, FS Box Mount		WM1VF-GY	—
1-Gang, Single Receptacle; 1.406" Hole	Vertical		—	4979-GY
1-Gang, Single Receptacle; 1.60" Hole			—	4980-GY
2-Gang, Switch	Vertical or Horizontal	Gray	WM2S-GY	WP2S-GY
2-Gang, Duplex and Single Receptacle; Includes Inserts for Decora®/GFCI			WM2V-GY	WP2V-GY
2-Gang, Switch and GFCI			WM2SG-GY	WP2SG-GY
2-Gang, Switch and Duplex Receptacle			WM2SD-GY	WP2SD-GY



### Related Products

Leviton's weather-resistant outdoor grade GFCIs are designed to withstand the elements with cold impact resistant face and buttons. **See page E-6 in the GFCIs and AFCIs section for more information.**

## Weatherproof Boxes

Die-Cast Aluminum  		
Description	Color	Cat. No.
1-Gang, Three 1/2" Diameter Outlets	Gray	1GM53-GY
1-Gang, Three 3/4" Diameter Outlets		1GM73-GY
2-Gang, Three 1/2" Diameter Outlets		2GM53-GY
2-Gang, Five 1/2" Diameter Outlets		2GM55-GY
2-Gang, Three 3/4" Diameter Outlets		2GM73-GY
2-Gang, Five 3/4" Diameter Outlets		2GM75-GY





1GM73-GY



2GM53-GY



## Weatherproof Blank Plates

Blank Box Mounted Wallplates with Weatherproof Gasket  		
Description	Color	Cat. No.
1-Gang, Die-Cast Aluminum	Gray	WM1B-GY
2-Gang, Die-Cast Aluminum		WM2B-GY



WM1B-GY

## Weatherproof Cover Kits

Includes all components in one easy to install package  		
Description	Color	Cat. No.
GFCI Weatherproof Toggle Kit, (1) GFWT1-GY, (1) 4996-GY, and (1) 1GM53-GY	Gray	4996-KIT
Metallic Weatherproof Switch Kit, (1) WM1S-GY, (1) CS120-2GY		WM1SC-2GY
Vertical WIU Cover Receptacle Kit, (1) IUM1V-GY, (1) GFWT1-GY		IUMV1-KRG
Horizontal WIU Cover Receptacle Kit, (1) IUM1H-GY, (1) GFWT1-G		IUM1H-KRG
Vertical WIU Cover Receptacle and Box Kit, (1) IUM1V-GY, (1) GFWT1-GY, and (1) 1GM53-GY		IUM1V-KBG
Horizontal WIU Cover Receptacle and Box Kit, (1) IUM1H-GY, (1) GFWT1-GY, and (1) 1GM53-GY		IUM1H-KBG



WM1SC-2GY

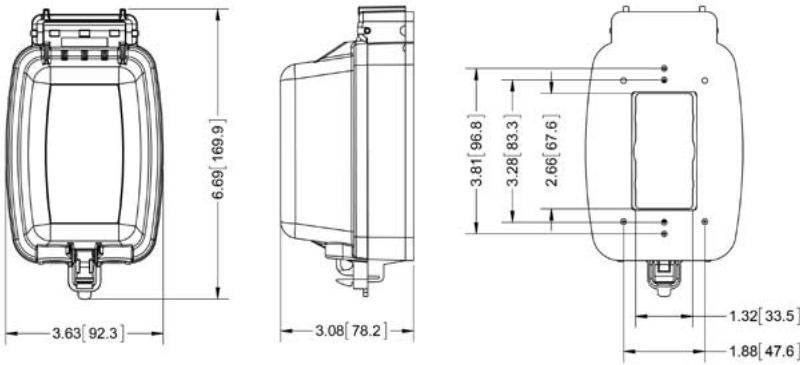


IUM1V-KBG

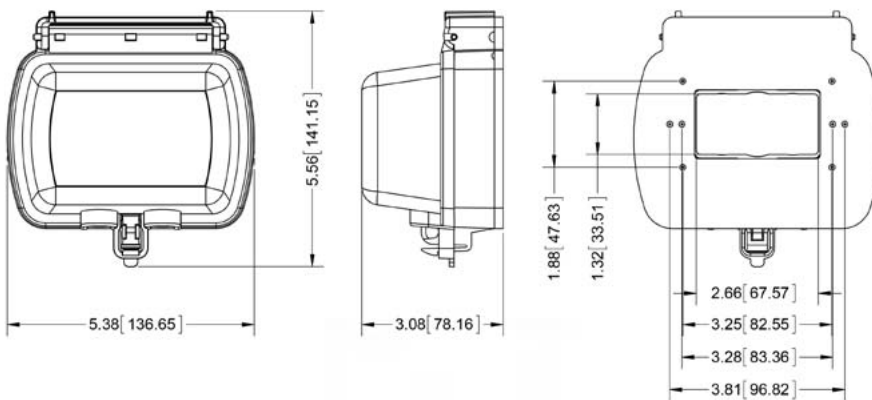
Weatherproof Covers

Dimensions

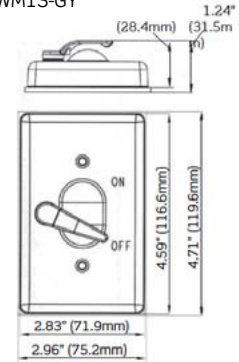
5980



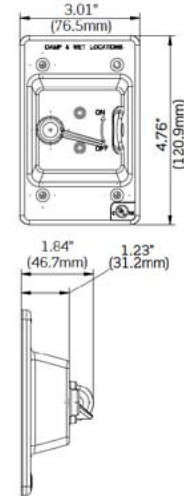
5981



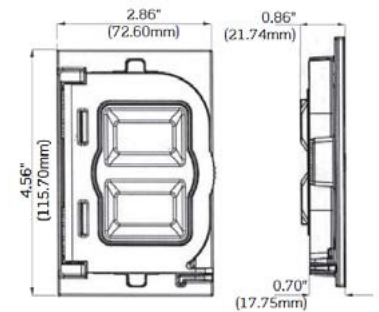
WM1S-GY



WP1S-GY



4978-GY/W



Continued on next page



Related Products

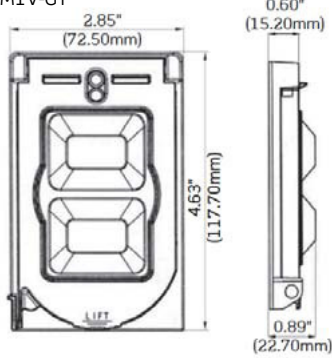
Leviton's weather-resistant outdoor grade GFCIs are designed to withstand the elements with cold impact resistant face and buttons. See page E-6 in the GFCIs and AFCIs section for more information.

Continued from previous page

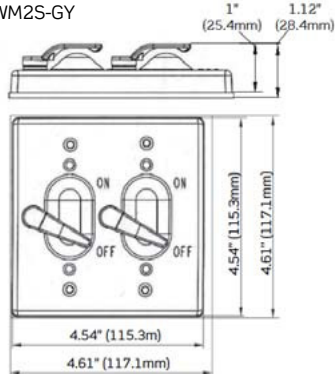
## Weatherproof Covers

### Dimensions

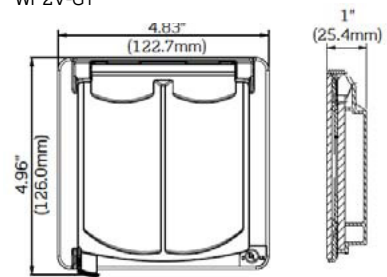
WM1V-GY



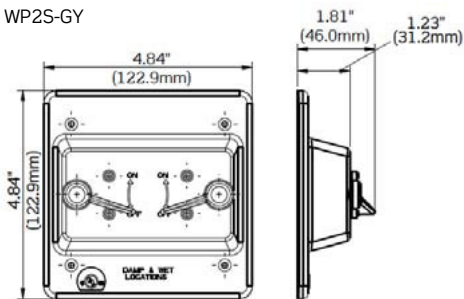
WM2S-GY



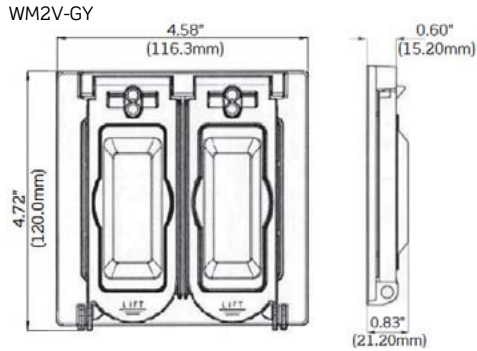
WP2V-GY



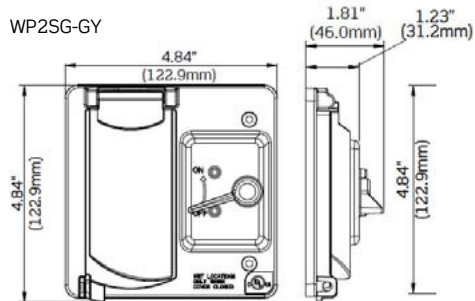
WP2S-GY



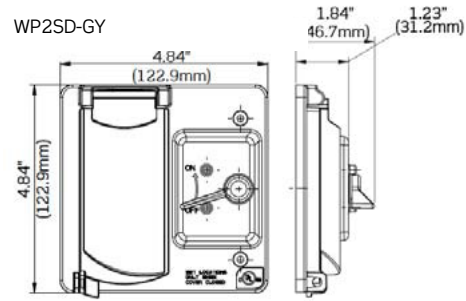
WM2V-GY



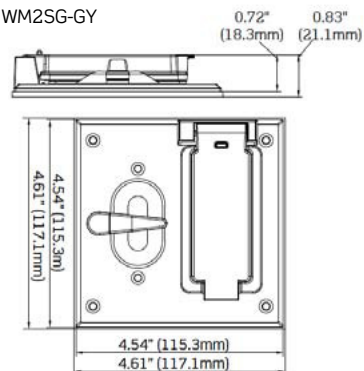
WP2SG-GY



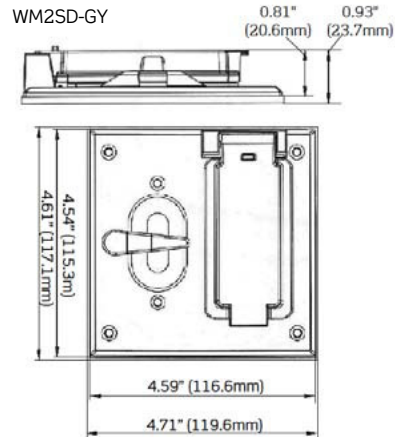
WP2SD-GY



WM2SG-GY



WM2SD-GY



## FS/FD Mount Weatherproof Covers

For strap mount and flanged devices in FD box and panel mount applications.

### Sample Weatherproof Covers



### Features and Benefits

- Vertical self-closing lid constructed of glass-filled thermoplastic provides ultimate impact resistance for use in abusive environments
- Includes provision for 2 padlocks for OSHA compliant lockout/tagout
- Molded-in label area on cover allows for circuit or ratings identification
- Pre-assembled gasket provides an easier installation and tighter seal from harsh elements\*
- Stainless steel mounting screws and springs offer added corrosion resistance
- NEMA Type 3R and IP64 ratings with cover closed ensure protection for indoor and outdoor use
- Covers may be held open with a Hex Key or pin to ease installation

\*All covers except WP4

### For use with Strap Mount Devices

Description	Color	Dia. Opening	Cat. No.
For 20 amp or 30 amp strap-mount single flush mount receptacle	Yellow	1.60"	7420-YL
	Gray		7420-G
	Black		7420-EB

Continued on next page



7420-EB

**Color Choices** FS/FD Mount Weatherproof Covers are offered in these colors. To order colors, add suffix to Cat. No.



Gray (-G)



Black (-EB)



Yellow (-YL)

Continued on next page



Continued from previous page

## FS/FD Mount Weatherproof Covers

### For use with Flanged Devices

Description	Color	Dia. Opening	Cat. No.
For 3-wire 15 amp and 20 amp straight blade or 15 amp locking flanged outlets or inlets	Yellow	1.72"	WP1-YL
	Gray		WP1-G
	Black		WP1-EB
For 3-, 4- or 5-wire 20 amp or 30 amp locking flanged inlets or outlets	Yellow	2.25"	WP2-YL
	Gray		WP2-G
	Black		WP2-EB
For 50 amp flanged inlets and outlets mounted from behind the panel with 2.6" panel cutout	Yellow	3"	WP3-YL
	Gray		WP3-G
	Black		WP3-EB
For 50 amp flanged inlets and outlets mounted from in front of the panel with 2.6" panel cutout	Yellow	2.6"	WP4-YL
	Gray		WP4-G
	Black		WP4-EB



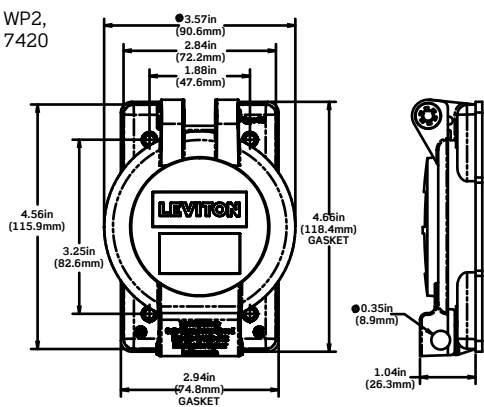
WP4-YL

### For use with Single Locking Receptacles

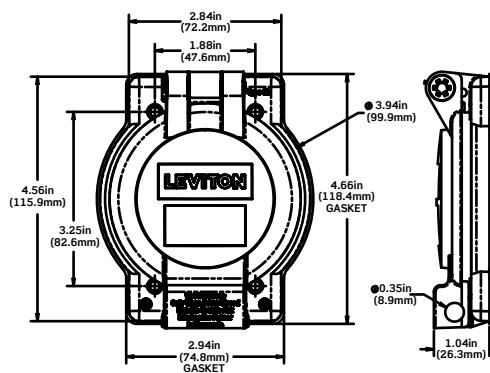
Description	Color	Dia. Opening	Cat. No.
1-Gang device cover for 50A locking receptacles	Yellow Thermoplastic	2.15"	7788-CR
	Gray Aluminum		7770

## Dimensions

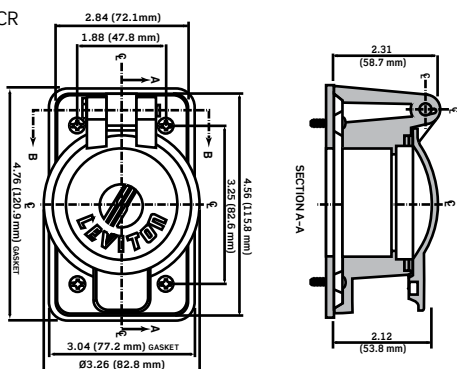
WP1, WP2, WP3, 7420



WP4



7770 & 7788-CR



# Wire Mesh Safety Grips



- Grips Selection Guide .....T-2
- Pulling Grips .....T-8
- Strain-Relief Grips ..... T-16
- Support Grips ..... T-21



## Wire Mesh Safety Grips Selection Guide

### A Large Selection of Wire Mesh Pulling, Strain-Relief and Support Grips

Leviton wire mesh safety grips are built tough to provide the strength, reliability and gripping force required for today's demanding wire management applications. They are designed to distribute stress over a large area so they can securely hold, pull or support the wire, rope, tubing or fiber optic cable to which they are applied.

Leviton wire mesh safety grips are flexible holding devices used to pull cable, rope, or tubing into place; to support it after it has been installed, to prevent cable pullout; or to provide strain-relief that reduces the arc of bend at points of wire connections or terminations. Available in a wide selection of style, weave, attachment and wire options designed to meet the highest standards for strength, flexibility, durability and longevity.

#### Features and Benefits

##### Pulling Grips

- Pulling grips are reusable tools for pulling insulated conductors and bare wires; cable, nylon and wire rope; fiber optic cable; etc. Both flexible eye and rotating eye attachments are available.

##### Strain-Relief Grips

- Strain-relief grips are used to connect cable or flexible conduit to electrical enclosures and equipment. This prevents pullout and bending due to tension at the inner conductors at the point of termination.

##### Support Grips

- Support grips distribute the weight of the vertical or sloping runs of electrical and fiber optic cable, metal rods, tubing or hose over the entire length of the grip so that the cable is not subject to damage. A variety of hangers and bales are available. These grips are also available in stainless steel for additional corrosion resistance.

#### Hazardous Locations

The following product categories are suitable for use in hazardous locations per Class I, Div. 2; Class II, Div. 1 & 2; and Class III, Div. 1 & 2 requirements.

Product Category	Type
Deluxe Cord Grips	Aluminum fitting

#### Flammability

Non-metallic Deluxe Cord Grips will not support combustion. The ratings are listed below.

Component	Rating
Wire Mesh Grip	94HB*
Fitting	94V**

\*A test method used by UL to determine rate of burning and/or extent and time of burning of self-supporting plastics in horizontal position (ASTM D 635-88, IEC 707-1981, ISO/DIS 1210.2).

\*\*A test method used by UL for measuring the comparative extinguishing characteristics of solid plastics in a vertical position (IEC 707-1981, ISO/DIS 1210.2)

### Wet Locations

The strain-relief grips listed below are suitable for use in wet locations so long as a listed sealing ring is used between the box and the fitting (sealing ring not included).

Product Category	Type
Deluxe Cord Grips, Nylon Cord Sealing Grips and Liquid-Tight Grips	Zinc-plated steel or malleable iron fitting Nylon fitting

### Types of Wire Mesh Safety Grips

Product	Description	Material	
Pulling Grips	Junior Duty	Galvanized steel wire	
	Light Duty	Galvanized steel wire	
	Medium Duty	Galvanized steel wire	
	Heavy Duty	Galvanized steel wire	
	Heavy Duty Swivel	Galvanized steel wire	
	Multi-Weave, Rotating Eye	Galvanized steel wire	
	Multi-Weave, Flexible Eye	Galvanized steel wire	
	High Strength	Galvanized steel wire	
	Slack, Offset Eye - Closed Mesh	Galvanized steel wire	
	Slack, Offset Eye - Split Lace	Galvanized steel wire	
	Slack, Offset Eye - Split Rod	Galvanized steel wire	
	Strain-Relief Grips	Wide Range (with Gasket)	Galvanized steel wire
		Nylon Cord Sealing Grips with Mesh	Nylon
Deluxe Cord Grips		Stainless steel wire	
Liquid-Tight (Metallic Conduit)		Stainless steel wire	
Liquid-Tight (Non-metallic Conduit)		Stainless steel wire	
Connection Wire		Galvanized steel	
Support Grips	Support Closed	Tinned bronze or stainless steel*	
	Support Closed, Heavy Duty, Long	Tinned bronze or stainless steel*	
	Support Split with Lace	Tinned bronze or stainless steel*	
	Support Split Lace, Heavy Duty, Long	Tinned bronze or stainless steel*	
	Support Split with Rod	Tinned bronze or stainless steel*	
	Bus Drop Grips	Galvanized steel wire	
	Safety Springs	Spring steel	

\*Stainless steel available on request. Contact your Leviton representative

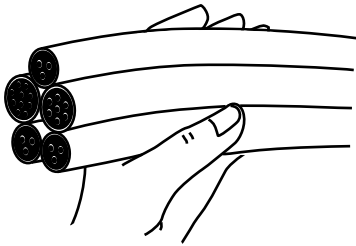
### Testing and Code Compliance

UL Listed	CSA Certified	NEC	JIC H 13.11
Control #965U, File #E-173944, and Control #16G5, File # E-176347	File #LR-702185	300-19 — Supporting cables in vertical raceways 351-2 — Liquid-tight flexible metal conduit installations 400-7 — Flexible cord installations 400-10 — Strain-relief at joints and terminals	Prevention of flexible hose failure

## Selecting Proper Sized Pulling and Support Grips

Grip size is based on the outside diameter or circumference of the cable(s). Use Selection Table 1 to determine the Grip Diameter Range for one or more cables of equal diameter. Use Selection Table 2 to determine the Grip Diameter Range for cables of different diameters bundled together. (Note: In this case, the bundle must be measured.) For your convenience, the Reference Tables provide approximate values for flexible cord and AWG or MCM wire.

### EQUAL DIAMETER CABLES



#### How to Select Proper Grip Size

- 1) Read across top line for number of cables in one grip
- 2) Read down for diameter of each cable
- 3) Read across line to Grip Diameter Range column.

#### Example: For five cables bundled together, each with a diameter of 0.42"

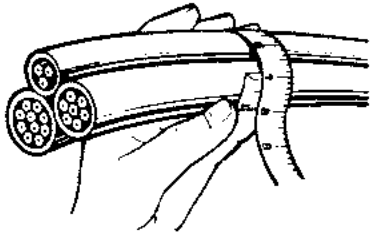
- 1) Locate "5 Cables" column
- 2) Read down column to range (0.38"-0.48")
- 3) Read across line to Grip Diameter Range (1.00-1.25)

**Table 1: Decimal and Fractional Inch Cable Diameters — for One or More Cables of Equal Diameter**

1 Cable	2 Cables	3 Cables	4 Cables	Grip Diameter Range				
0.25-0.37	$1/4$ - $3/8$	0.16-0.25	$1/64$ - $1/4$	0.15-0.22	$5/32$ - $7/32$	0.12-0.20	$1/8$ - $13/64$	.250-.375
0.37-0.50	$3/8$ - $1/2$	0.25-0.36	$1/4$ - $23/64$	0.22-0.33	$7/32$ - $21/64$	0.20-0.28	$13/64$ - $9/32$	.375-0.50
0.50-0.62	$1/2$ - $5/8$	0.27-0.36	$17/64$ - $23/64$	0.26-0.33	$17/64$ - $21/64$	0.24-0.28	$15/64$ - $9/32$	0.50-0.75
0.62-0.75	$5/8$ - $3/4$	0.36-0.45	$23/64$ - $29/64$	0.33-0.36	$21/64$ - $23/64$	0.28-0.31	$9/32$ - $5/16$	0.62-0.75
0.75-1.00	$3/4$ -1	0.45-0.60	$29/64$ - $39/64$	0.36-0.49	$23/64$ - $31/64$	0.31-0.42	$5/16$ - $27/64$	0.75-1.00
1.00-1.25	1-1 $1/4$	0.60-0.76	$39/64$ - $49/64$	0.49-0.63	$31/64$ - $5/8$	0.42-0.54	$27/64$ - $35/64$	1.00-1.25
1.25-1.50	1 $1/4$ -1 $1/2$	0.76-0.91	$49/64$ - $29/32$	0.63-0.76	$5/8$ - $49/64$	0.54-0.65	$35/64$ - $21/32$	1.25-1.50
1.50-1.75	1 $1/2$ -1 $3/4$	0.91-1.08	$29/32$ -1 $5/64$	0.76-0.89	$49/64$ - $57/64$	0.65-0.77	$21/32$ - $49/64$	1.50-1.75
1.75-2.00	1 $3/4$ -2	1.08-1.23	1 $5/64$ -1 $5/64$	0.89-1.02	$57/64$ -1 $1/64$	0.77-0.88	$49/64$ - $7/8$	1.75-2.00
2.00-2.50	2-2 $1/2$	1.23-1.54	1 $5/64$ -1 $35/64$	1.02-1.28	1 $1/64$ -1 $9/32$	0.88-1.00	$7/8$ -1	2.00-2.50
2.50-3.00	2 $1/2$ -3	1.54-1.84	1 $35/64$ -1 $27/32$	1.28-1.53	1 $9/32$ -1 $17/32$	1.10-1.32	1 $3/32$ -1 $21/64$	2.50-3.00
3.00-3.50	3-3 $1/2$	1.84-2.15	1 $27/32$ -2 $5/32$	1.53-1.79	1 $17/32$ -1 $51/64$	1.32-1.54	1 $21/64$ -1 $35/64$	3.00-3.50
3.50-4.00	3 $1/2$ -4	2.15-2.45	2 $5/32$ -2 $29/64$	1.79-2.05	1 $51/64$ -2 $3/64$	1.54-1.76	1 $35/64$ -1 $49/64$	3.50-4.00
5 Cables	6 & 7 Cables	8 Cables	9 Cables	Grip Diameter Range				
0.11-0.14	$7/64$ - $9/64$	0.10-0.11	$3/32$ - $7/64$	0.09-0.10	$3/32$ - $7/64$	0.06-0.09	$1/16$ - $3/32$	.250-.375
0.14-0.25	$9/64$ - $1/4$	0.11-0.25	$7/64$ - $1/4$	0.10-0.20	$7/64$ - $13/64$	0.09-0.19	$3/32$ - $3/16$	.375-0.50
0.21-0.25	$7/32$ - $1/4$	0.19-0.22	$3/16$ - $7/32$	0.17-0.20	$11/64$ - $13/64$	0.15-0.19	$5/32$ - $3/16$	0.50-0.75
0.25-0.29	$1/4$ - $19/64$	0.22-0.26	$7/32$ - $17/64$	0.20-0.23	$13/64$ - $15/64$	0.19-0.22	$3/16$ - $7/32$	0.62-0.75
0.29-0.38	$19/64$ - $3/8$	0.26-0.34	$17/64$ - $11/32$	0.23-0.31	$15/64$ - $5/16$	0.22-0.31	$7/32$ - $5/16$	0.75-1.00
0.38-0.48	$3/8$ - $31/64$	0.34-0.43	$11/32$ - $7/16$	0.31-0.39	$5/16$ - $25/64$	0.29-0.36	$19/64$ - $23/64$	1.00-1.25
0.48-0.58	$31/64$ - $37/64$	0.43-0.52	$7/16$ - $33/64$	0.39-0.46	$25/64$ - $15/32$	0.36-0.43	$23/64$ - $7/16$	1.25-1.50
0.58-0.67	$37/64$ - $43/64$	0.52-0.60	$33/64$ - $39/64$	0.46-0.54	$15/32$ - $35/64$	0.43-0.49	$7/16$ - $31/64$	1.50-1.75
0.67-0.77	$43/64$ - $49/64$	0.60-0.69	$39/64$ - $11/16$	0.54-0.62	$35/64$ - $5/8$	0.49-0.57	$31/64$ - $37/64$	1.75-2.00
0.77-0.96	$49/64$ - $31/32$	0.69-0.86	$11/16$ - $55/64$	0.62-0.77	$5/8$ - $49/64$	0.57-0.72	$37/64$ - $23/32$	2.00-2.50
0.96-1.16	$31/32$ -1 $5/32$	0.86-1.03	$55/64$ -1 $1/32$	0.77-0.93	$49/64$ - $15/16$	0.72-0.86	$23/32$ - $55/64$	2.50-3.00
1.16-1.35	1 $5/32$ -1 $23/64$	1.03-1.20	1 $1/32$ -1 $13/64$	0.93-1.08	$15/16$ -1 $5/64$	0.86-1.00	$55/64$ -1	3.00-3.50
1.35-1.54	1 $23/64$ -1 $35/64$	1.20-1.37	1 $13/64$ -1 $3/8$	1.08-1.24	1 $5/64$ -1 $15/64$	1.00-1.14	1-1 $19/64$	3.50-4.00



## DIFFERENT DIAMETER CABLES



### How to Measure Grip Circumference Range

- 1) Determine grip circumference range by measuring circumference of the entire bundle of cables to be held (as shown in illustration)

### How to Select Proper Grip Size

**Example: For three different diameter cables bundled together with a measured circumference of 6.35"** (6.29-7.86 in.)

- 1) Read down "Inches (Decimal)" column for 6.35" (6.29-7.86 in.)
- 2) Read across line to Grip Diameter Range (2.00-2.50)
- 3) Read across line to Grip Diameter Range Column

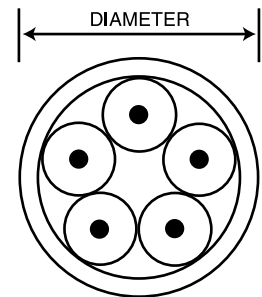
**Table 2: Grip Circumference Range — for Cables of Different Diameter**

Inches (Fractional)	Inches (Decimal)	Grip Diameter Range
$2 \frac{5}{32} - 1 \frac{11}{64}$	0.78-1.17	.250-.375
$1 \frac{11}{64} - 1 \frac{37}{64}$	1.17-1.57	.375-.50
$1 \frac{37}{64} - 1 \frac{15}{16}$	1.57-1.94	0.50-.625
$1 \frac{15}{16} - 2 \frac{3}{8}$	1.94-2.37	0.62-0.75
$2 \frac{3}{8} - 3 \frac{5}{32}$	2.37-3.15	0.75-1.00
$3 \frac{5}{32} - 3 \frac{15}{16}$	3.15-3.94	1.00-1.25
$3 \frac{15}{16} - 4 \frac{23}{32}$	3.94-4.72	1.25-1.50
$4 \frac{23}{32} - 5 \frac{33}{64}$	4.72-5.51	1.50-1.75
$5 \frac{33}{64} - 6 \frac{19}{64}$	5.51-6.29	1.75-2.00
$6 \frac{19}{64} - 7 \frac{55}{64}$	6.29-7.86	2.00-2.50
$7 \frac{55}{64} - 9 \frac{7}{16}$	7.86-9.43	2.50-3.00
$9 \frac{7}{16} - 11 \frac{11}{64}$	9.43-11.01	3.00-3.50
$11 \frac{11}{64} - 12 \frac{37}{64}$	11.01-12.58	3.50-4.00

### Reference Table — Cord Diameters

For your convenience, the following are nominal overall diameters (in inches) for flexible cord.

Wire Size and Type	Conductors			
	2	3	4	5
18 SO, STO	.36	.38	.41	.49
18 SJO, SJTO	.30	.32	.35	—
16 SO, STO	.39	.41	.44	.52
16 SJO, SJTO	.32	.34	.37	—
14 SO, STO	.52	.55	.59	.67
12 SO, STO	.60	.62	.68	.74
10 SO, STO	.65	.69	.74	.8
8 SO, STO	.83	.88	.99	1.08
6 SO, STO	.99	1.04	1.12	1.25



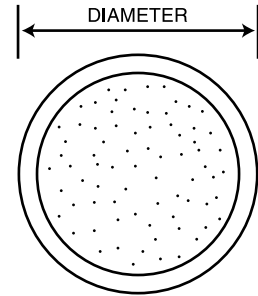


## Selecting Proper Sized Pulling and Support Grips

### Reference Table AWG or MCM Diameters

This table is to be used as a guide only. Sizes may vary by manufacturer.

AWG or MCM	Approx. Dia. (inches) THHN	Approx. Dia. (inches) THW
14	.105	.162
12	.122	.179
10	.153	.199
8	.201	.259
6	.257	.323
4	.328	.372
3	.356	.401
2	.388	.433
1	.450	.508
1/0	.491	.549
2/0	.537	.595
3/0	.588	.647
4/0	.646	.705
250	.716	.788
300	.771	.843
350	.822	.895
400	.869	.942
500	.955	1.03
600	1.06	1.14
700	1.13	1.21
750	1.16	1.25
1000	1.32	1.40



## Strength Information

The approximate breaking strength of any Leviton wire mesh safety grip is based on working load information established by our engineering laboratories. In making these determinations, it is not possible to cover all applications and operating conditions. Variables such as diameter, gripping surface, number of items gripped, tension, movement, attachments, abrasion, corrosion, prior use and abuse must be assessed by the user. Greater safety factors should be utilized when the conditions of application are vague or unknown.

For specific applications where strength and holding power are important, consult Leviton's Technical Services Department. To determine the recommended working load safety factor for listed cable grips, divide the approximate breaking strength by 5 for pulling grips and by 10 for support grips. Leviton maintains a 6 Sigma Safety Factor for this recommended working load (using average break strengths obtained on new grips under lab test conditions).

**Example: For pulling grips —  $33,000 \div 5 = 6,600$  lbs., which is the workload factor.**

**Example: For support grips —  $10,080 \div 10 = 1,008$  lbs., which is the workload factor.**

All warranties on product quality and performance are based on wire mesh safety grips that are properly stored and handled by the user, and grips that are maintained and inspected at a proper frequency in keeping with their use and condition.

Grip Cable Range — Fraction-Decimal-Millimeter Conversion		
Inches (Fractional)	Inches (Decimal)	Metric (mm)
$1/4$ - $23/64$	0.25-0.36	6.35-9.13
$3/8$ - $31/64$	0.37-0.49	9.52-12.30
$1/2$ - $39/64$	0.50-0.61	12.70-15.48
$5/8$ - $47/64$	0.62-0.74	15.88-18.65
$3/4$ - $63/64$	0.75-0.99	19.05-25.00
1- $1^{15/64}$	1.00-1.24	25.40-31.35
$1^{1/4}$ - $1^{31/64}$	1.25-1.49	31.75-37.70
$1^{1/2}$ - $1^{63/64}$	1.50-1.99	38.10-50.40
2- $2^{31/64}$	2.00-2.49	50.80-63.10
$2^{1/2}$ - $2^{63/64}$	2.50-2.99	63.50-75.80
3- $3^{31/64}$	3.00-3.49	76.20-88.50
$3^{1/2}$ - $3^{63/64}$	3.50-3.99	88.90-101.20

## Pulling Grips

Leviton pulling grips are reusable tools for pulling bare conductors, insulated wires, synthetic rope, wire rope, and fiber optic cable. These grips do not damage the cable, as the tension remains uniform throughout the length of the grip. The mesh responds to fit either a single cable or a bundle of cables. Leviton pulling grips may be used for pulling cable on overhead or underground applications, for stringing service or communication lines into factories, for pulling wire through conduit, and for underground electrical pulls. Leviton pulling grips are woven in galvanized steel for greater strength and longer life. Leviton also offers pulling kits that come in a vinyl mat with pockets that can be rolled and tied.



**Bale Eye**

Attachment flexes to follow line of pull with plastic tubing on bale.



**Flexible Rope Eye**

Bale has no plastic tubing for better flexibility.



**Offset Flexible Eye**

For easy attachment of the pulling line.



**Rotating Eye**

For use in changing wire rope in large cranes and derricks.

## Single Weave Grips

### Flexible Eye, Junior Duty

Cat. No.	Cable Dia. Range (inches)	Approximate (lbs.) Break Strength*	Mesh Length (inches)
L8500	0.25-0.36	1,700	4.25
L8501	0.37-0.49	1,700	7.0
L8502	0.50-0.61	1,700	8.5
L8503	0.62-0.74	2,800	10.0
L8504	0.75-0.99	4,100	10.0
L8505	1.00-1.24	4,100	11.5

\*To determine workload safety factor, divide approximate break strength by 5



**L8503**

Junior Duty Series grips are indispensable tools for Electricians with small job requirements. They are used to connect insulated wire bundles to pulling tape or to pull wire rope through conduit.

### Flexible Eye, Junior Duty — Kit

Kit Cat. No.	Description
L8510	Kit includes one of each Cat. No. L8500, L8501, L8502, L8503, L8504, L8505

\*To determine workload safety factor, divide approximate break strength by 5



**L8511**

Light Duty grips are the most economical pulling grips for many applications, such as industrial plant wiring, rewiring, and underground electrical pulls.

### Flexible Rope Eye, Light Duty, Short

Cat. No.	Cable Dia. Range (inches)	Approximate (lbs.) Break Strength*	Mesh Length (inches)
L8511	0.50-0.61	3,400	12.75
L8512	0.62-0.74	4,100	14.0
L8513	0.75-0.99	4,100	14.75
L8514	1.00-1.24	5,800	16.5
L8515	1.25-1.49	5,800	17.0
L8516	1.50-1.74	7,500	20.0
L8517	1.75-1.99	10,000	23.5
L8518	2.00-2.49	10,000	23.0
L8519	2.50-2.99	13,000	23.75

\*To determine workload safety factor, divide approximate break strength by 5

### Flexible Rope Eye, Light Duty, Medium

Cat. No.	Cable Dia. Range (inches)	Approximate (lbs.) Break Strength*	Mesh Length (inches)
L8523	0.50-0.61	3,400	20.0
L8524	0.62-0.74	4,100	19.0
L8525	0.75-0.99	4,100	25.5
L8526	1.00-1.24	7,500	26.0
L8527	1.25-1.49	7,500	27.75
L8528	1.50-1.99	7,500	32.0
L8529	2.00-2.49	10,000	32.75
L8530	2.50-2.99	13,000	38.0
L8531	3.00-3.49	16,200	39.0
L8532	3.50-3.99	19,400	38.0

\*To determine workload safety factor, divide approximate break strength by 5

### Flexible Rope Eye, Light Duty, Medium — Kit

Kit Cat. No.	Description
L8540	Kit includes one of each Cat. No., L8525, L8526, L8528, L8529

\*To determine workload safety factor, divide approximate break strength by 5

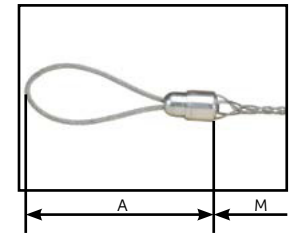
## Multi-Weave Fiber Optic Grips

Fiber optic pulling grips are used for installation of fiber optic communication lines. They easily install on cables and are reusable. Applications include underground, overhead, through-conduit and enclosure type pulls. Leviton fiber optic pulling grips are two-in-one reusable grips: the same tool features both a flexible eye and a swivel eye. The rounded, flexible eye attaches easily to pulling lines and allows smoother passage through tight spaces than needle-eye designs.

### Flexible/Swivel Eye

Cat. No.	Cable Dia. Range (inches)	Approx. (lbs.) Break Strength*	Length (inches)		
			Bale (Dim. A)	Mesh (Dim. M)	Nose Dia.
L8801	.10-.20	1,000	4.75	9	0.8
L8802	.21-.35	1,500	4.75	14	0.8
L8803	.32-.48	2,200	5.00	18	0.9
L8804	.42-.61	2,800	5.00	21	0.9
L8805	.53-.74	3,300	5.00	24	1.2
L8806	.64-.87	4,700	5.00	27	1.2

\*To determine workload safety factor, divide approximate break strength by 5



L8801

Fiber Optic grips are made to pull delicate communication and data lines that have a much smaller cable diameter.

### Single/Double Weave Bale Eye Grips

This series is recommended for heavy or rugged applications and is ideally suited for overhead and underground installations. They are offered in short, standard or long mesh lengths.

Medium Duty, Short						
Cat. No.	Cable Dia. Range (inches)	Nominal Grip Size (inches)	Approx. (lbs.) Break Strength*	Length (inches) Bale (Dim. A)	Mesh (Dim. M)	Eye Size (inches)
L8551	0.50-0.61	0.55	4,500	8	24.5	7/32
L8552	0.62-0.74	0.68	5,600	8	24.5	1/4
L8553	0.75-0.99	0.87	6,800	8	24.5	1/4
L8554	1.00-1.49	1.25	9,600	9	24.5	5/16
L8555	1.50-1.99	1.75	16,400	11	24.5	7/16
L8556	2.00-2.49	2.25	18,500	12	24.75	7/16
L8557	2.50-2.99	2.75	24,500	12	27.0	1/2
L8558	3.00-3.49	3.25	24,500	14	27.5	1/2
L8559	3.50-3.99	3.75	31,000	14	27.75	5/8

Medium Duty			
Cat. No.	Cable Dia. Range (inches)	Approx. (lbs.) Break Strength*	Mesh Length (inches)
L8541	0.37-0.49	2,500	13.5
L8542	0.50-0.74	3,400	16.0
L8543	0.75-0.99	5,500	20.0
L8544	1.00-1.24	8,100	26.0
L8545	1.25-1.49	8,100	30.0
L8546	1.50-1.74	8,100	36.0

Medium Duty — Kit	
Kit Cat. No.	Description
L8550	Kit includes one of each Cat. No. L8541, L8542, L8543, L8544, L8545, L8546

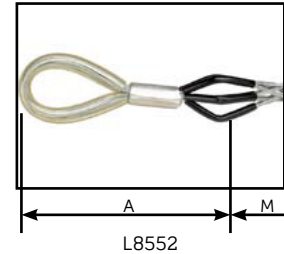
Medium Duty, Standard Length						
Cat. No.	Cable Dia. Range (inches)	Nominal Grip Size (inches)	Approx. (lbs.) Break Strength*	Length (inches) Bale (Dim. A)	Mesh (Dim. M)	Eye Size (inches)
L8563	0.75-0.99	0.87	6,800	9	40.5	1/4
L8564	1.00-1.49	1.25	9,600	9	40.5	5/16
L8566	2.00-2.49	2.25	18,500	12	43.5	7/16
L8567	2.50-2.99	2.75	24,500	12	43.5	1/2
L8568	3.00-3.49	3.25	24,500	14	43.5	1/2
L8569	3.50-3.99	3.75	31,000	14	56.0	5/8

Medium Duty, Standard Length — Kit	
Kit Cat. No.	Description
L8560	Kit includes one of each Cat. No. L8563, L8564, L8566

Heavy Duty, Long				
Cat. No.	Cable Dia. Range (inches)	Nominal Grip Size (inches)	Approx. (lbs.) Break Strength*	Mesh (inches) (Dim. M)
L8573	1.00-1.49	1.25	11,600	48
L8575	2.00-2.49	2.25	19,400	48
L8576	2.50-2.99	2.75	25,900	48
L8577	3.00-3.49	3.25	25,900	48



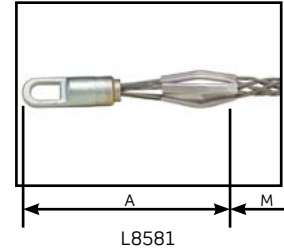
Single/Double Weave pulling grips are ideal for longer pull applications.

Note: See installation instructions supplied with grip for recommended swivels, links and clamps or accessories listing.  
 \*To determine workload safety factor, divide approximate break strength by 5

## Double Weave — Rotating Eye Grips

These grips feature a double weave of galvanized steel strands for greater strength and added mesh contact with the cable. Leviton double weave pulling grips are designed to handle longer or heavier pulling jobs such as installation of underground cables, communication lines, and service lines. Double weave pulling grips have a forged steel compact rotating eye which can be attached to a swivel.

Heavy Duty, Short						
Cat. No.	Cable Dia. Range (inches)	Nominal Grip Size	Approx. (lbs.) Break Strength*	Length (inches)		Eye Size (inches)
				Bale (Dim. A)	Mesh (Dim. M)	
L8581	0.50-0.61	0.55	5,600	5	11	7/8
L8582	0.62-0.74	0.68	6,800	5	11	7/8
L8583	0.75-0.99	0.87	9,600	6	20	1
L8584	1.00-1.24	1.12	12,800	7	20	1 3/8
L8585	1.25-1.49	1.37	12,800	7	21	1 3/8
L8586	1.50-1.99	1.74	16,400	7	25	1 3/8
L8587	2.00-2.49	2.24	27,200	8	26	1 5/8
L8588	2.50-2.99	2.74	33,000	10	28	1 7/8
L8589	3.00-3.49	3.24	41,000	10	30	1 7/8
L8592	4.00-4.49	4.24	48,000	10	33	1 7/8



Note: See installation instructions supplied with grip for recommended swivels, links and clamps or accessories listing.  
 \*To determine workload safety factor, divide approximate break strength by 5

Heavy Duty, Standard Length						
Cat. No.	Cable Dia. Range (inches)	Nominal Grip Size	Approx. (lbs.) Break Strength*	Length (inches)		Eye Size (inches)
				Bale (Dim. A)	Mesh (Dim. M)	
L8601	0.50-0.61	0.55	5,600	5	16	7/8
L8602	0.62-0.74	0.68	6,800	5	16	7/8
L8603	0.75-0.99	0.87	9,600	6	32	1
L8604	1.00-1.24	1.12	16,400	7	33	1 3/8
L8605	1.25-1.49	1.74	16,400	7	34	1 3/8
L8606	2.00-2.49	2.24	27,200	9	36	1 5/8
L8607	2.50-2.99	2.74	33,000	10	38	1 7/8
L8608	3.00-3.49	3.24	41,000	10	39	1 7/8
L8609	3.50-3.99	3.74	48,000	10	41	1 7/8
L8611	4.00-4.49	4.24	48,000	10	42	1 7/8
L8612	4.50-4.99	4.74	48,000	10	58	1 7/8
L8613	5.00-5.99	5.49	48,000	10	60	1 7/8
L8614	6.00-6.99	6.49	48,000	10	66	1 7/8

Note: See installation instructions supplied with grip for recommended swivels, links and clamps or accessories listing.  
 \*To determine workload safety factor, divide approximate break strength by 5

Heavy Duty, Standard Length — Kit	
Kit Cat. No.	Description
L8600	Kit includes one of each Cat. No., L8603, L8604, L8605, L8606

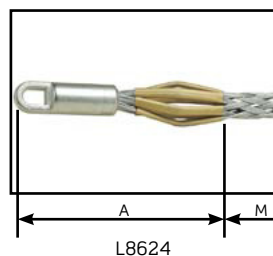


### Multi-Weave Grips

Leviton multi-weave pulling grips are constructed of high strength galvanized steel strands and are designed for pulling aluminum or copper bare conductor, wire rope and insulated cables. These grips are used in applications such as distribution line stringing and overhead transmission. Multi-weave pulling grips are available with a flexible or rotating eye which can be attached to a swivel. The forged steel flexible eye will thread through sheaves and blocks without binding, but is not a swivel and will not turn under tension. The rotating eye can turn to relieve pulling torque when tension is relaxed.

Rotating Eye							
Cat. No.	Cable Dia. Range (inches)	Nominal Grip Size	Approx. (lbs.) Break Strength*	Length (inches) Bale (Dim. A)	Mesh (Dim. M)	Color Code	Eye Size (inches)
L8621	0.25-0.49	3/8	6,800	5	26	Dk. Green	7/8
L8622	0.50-0.74	5/8	10,000	6	32	Brown	1
L8623	0.75-0.99	7/8	14,400	6	41	Lt. Blue	1
L8624	1.00-1.24	1 1/8	24,600	8	52	Gold	1 3/8
L8625	1.25-1.49	1 3/8	30,600	8	56	Black	1 5/8
L8626	1.50-1.74	1 5/8	30,600	9	60	Red	1 7/8
L8627	1.75-2.24	2	48,000	10	70	Dk. Blue	1 7/8
L8628	2.00-2.49	2 1/4	48,000	10	50	Yellow	1 7/8
L8632	3.50-3.99	3-3/4	48,000	10	56	Lt. Green	1 7/8

\*To determine workload safety factor, divide approximate break strength by 5



Flexible Eye							
Cat. No.	Cable Dia. Range (inches)	Nominal Grip Size	Approx. (lbs.) Break Strength*	Length (inches) Bale (Dim. A)	Mesh (Dim. M)	Color Code	Eye Size (inches)
L8641	0.25-0.49	3/8	6,800	9	26	Dk. Green	1/4
L8642	0.50-0.74	5/8	10,000	9	32	Brown	5/16
L8643	0.75-0.99	7/8	14,400	11	41	Lt. Blue	3/8
L8644	1.00-1.24	1 1/8	24,600	12	52	Gold	1/2
L8645	1.25-1.49	1 3/8	30,600	12	56	Black	1/2
L8646	1.50-1.74	1 5/8	30,600	12	60	Red	1/2
L8647	1.75-2.24	2	48,000	15	70	Dk. Blue	5/8

Note: It is recommended that a swivel be used for release of torque during a pull. Use a connecting link when a swivel is not needed.

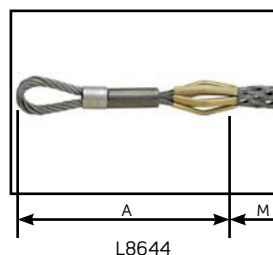
Do not run grips or swivels over bullwheels while under tension.

Do not use Multi-Weave for pulling rope.

When higher loads are required, use Leviton's high strength-style pulling grips.


See installation instructions supplied with grip for recommended swivels, links and clamps or accessories listing.

\*To determine workload safety factor, divide approximate break strength by 5



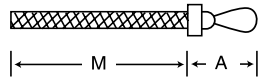
## High Strength Grips

High strength pulling grips are designed for situations where load and safety considerations require an extra high strength grip. They are most commonly used for attaching pulling lines to conductors, conductors to running boards, and conductor-to-conductor connections. These grips can be used for pulling bare or insulated conductor, wire rope or synthetic rope. A feed tube is used when assembling synthetic rope\* into the high strength pulling grip and is required on the two largest grip sizes.

Multi-Weave Flexible Eye 							
Cat. No.	Grip Range O.D. (inches) Rope*	Conductor (inches)	Approx. (lbs.) Break Strength**	Length (inches) Bale (Dim. A)	Mesh (Dim. M)	Color Code	Flexible Eye Size (inches)
L8660	0.25-0.65	0.19-0.37	6,500	10	24	Black	.218
L8661	0.50-0.90	0.38-0.62	14,000	13	26	Dk. Green	.375
L8662	0.75-1.10	0.63-0.87	20,000	14	48	Red	.437
L8663	1.00-1.50	0.88-1.12	30,600	15	60	Dk. Blue	.500
L8664	1.25-1.70	1.13-1.37	46,800	18	76	Yellow	.625
L8665	1.50-2.10	1.38-1.90	66,500	24	89	Aluminum	.750

\*For rope, select smallest size grip which meets required workload.

\*\*To determine workload safety factor, divide approximate break strength by 5

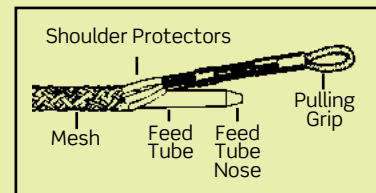


L8663

### SPOTLIGHT

#### Recommended Rope Assembly Using High Strength Feed Tube

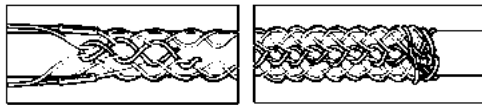
- 1) Insert feed tube into high strength pulling grip
- 2) Insert rope end fully into feed tube
- 3) Hold rope in feed tube by pinning rope to the ground with end of tube. Pull mesh down onto feed so feed tube nose protrudes through shoulder protectors as shown
- 4) Push mesh to end of feed tube and pull feed tube through mesh. When tube is pulled, the mesh gripping action will hold rope in place
- 5) Position rope so that its end is inside the shoulder protectors. Remove slack from mesh by smoothing mesh tight to rope
- 6) Apply clamps to mesh end



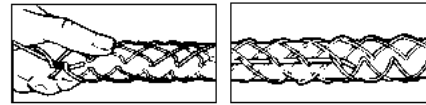
### Split-Lace/Split-Rod Attachments

(For use where end of cable is not accessible — *applies to slack grips only*)

Beginning at the end of the grip closest to the bale fitting, thread the lacing through the first two loops of the split, pulling the lace through until the ends are centered evenly. Cross the laces and thread them through the next two loops, and so on down the grip, being careful not to pull the lacing too tight. Spacing of the laced closure should be approximately the same as the mesh weave. When the end of grip is reached, twist the lacing strands tightly together, wrapping the ends of the lace around the grip and twisting again to secure. Excess length may be cut off. Split grips with rod closing are economical, since they are quickly installed, and are reusable. Simply wrap the grip around the cable and thread the rod through the loops using a corkscrew motion. To remove, pull the rod out and the grip is ready for re-use.



Split-Lace




Split-Rod

### Slack Grips

Slack grips are reusable grips used for pulling slack in underground cable preparatory to final placement. They may also be used for cable removal. Slack grips feature an offset eye for easy attachment to the pulling line.

Closed Mesh, Double Weave, Offset Eye, Heavy Duty, Medium			
Cat. No.	Cable Dia. Range (inches)	Approx. (lbs.) Break Strength*	Mesh Length (inches)
L8671	0.75-0.99	3,000	13
L8672	1.00-1.24	4,200	16
L8673	1.25-1.49	5,500	17
L8674	1.50-1.74	7,400	18
L8675	1.75-1.99	11,000	19
L8676	2.00-2.49	11,000	20
L8677	2.50-2.99	11,000	21
L8678	3.00-3.49	16,000	22
L8679	3.50-3.99	16,000	23

\*To determine workload safety factor, divide approximate break strength by 5



L8671

Closed Mesh, Double Weave, Offset Eye, Heavy Duty, Long			
Cat. No.	Cable Dia. Range (inches)	Approx. (lbs.) Break Strength*	Mesh Length (inches)
L8681	0.75-0.99	3,000	21
L8684	1.50-1.74	7,400	26
L8685	2.00-2.49	11,000	27
L8686	2.50-2.99	11,000	30

\*To determine workload safety factor, divide approximate break strength by 5

### Split Lace, Double Weave, Offset Eye, Heavy Duty, Medium

Cat. No.	Cable Dia. Range (inches)	Approx. (lbs.) Break Strength*	Mesh Length (inches)
L8691	0.75-0.99	3,000	13
L8692	1.00-1.24	4,100	16
L8693	1.25-1.49	4,100	17
L8694	1.50-1.74	5,500	18
L8695	1.75-1.99	7,300	19
L8696	2.00-2.49	7,300	20
L8697	2.50-2.99	7,300	21
L8699	3.50-3.99	11,000	23

\*To determine workload safety factor, divide approximate break strength by 5

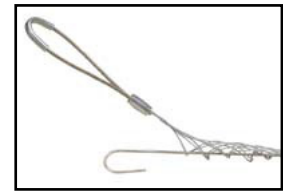


L8703

### Split Lace, Double Weave, Offset Eye, Heavy Duty, Long

Cat. No.	Cable Dia. Range (inches)	Approx. (lbs.) Break Strength*	Mesh Length (inches)
L8703	1.25-1.49	4,100	24
L8705	2.00-2.49	7,300	27
L8706	2.50-2.99	7,300	30
L8707	3.00-3.49	9,200	33

\*To determine workload safety factor, divide approximate break strength by 5



L8711

### Split Rod, Single Weave, Offset Eye, Heavy Duty, Medium

Cat. No.	Cable Dia. Range (inches)	Approx. (lbs.) Break Strength*	Mesh Length (inches)
L8711	0.50-0.61	1,800	7
L8712	0.62-0.74	1,900	9
L8713	0.75-0.99	3,000	11
L8714	1.00-1.24	4,100	12
L8715	1.25-1.49	5,700	14
L8716	1.50-1.74	5,800	16
L8717	1.75-1.99	7,700	17
L8718	2.00-2.49	9,300	20
L8719	2.50-2.99	11,300	21
L8721	3.00-3.49	15,100	22
L8722	3.50-3.99	15,100	25



\*To determine workload safety factor, divide approximate break strength by 5


## Strain-Relief Grips

Strain-relief grips are used to connect cords or cable to electrical enclosures and equipment. These grips prevent pullout due to tension and limit the arc of bend at the point of entry; strain is distributed over the length of mesh rather than concentrated at one point or transferred to the internal termination.

### Wide-Range Grips

Wide-range grips are recommended for use in the wiring of enclosures, power boxes, machine tools, and power centers. They have an anodized aluminum body, galvanized steel mesh and include an insulated bushing (dust-tight).

Single Weave Galvanized Steel Mesh  				
Cat. No.	Cable Dia. Range (Inches)	NPT Size (Inches)	Mesh Length @ Nominal Dia. (Inches)	Minimum Distance Between Grips (Inches)
L7501	0.22-0.32	1/2	4	1 1/4
L7502	0.30-0.43	1/2	4 1/2	1 1/4
L7503	0.40-0.54	1/2	5 1/2	1 1/4
L7504	0.52-0.73	3/4	6 1/2	1 1/2
L7505	0.70-0.97	1	8	1 7/8
L7506	0.94-1.25	1 1/4	9	2 3/8
L7507	1.20-1.50	1 1/2	11	2 5/8
L7508	1.40-1.75	2	13	3 1/4
L7509	1.62-2.00	2 1/2	13 1/2	3 5/8
L7511	2.00-2.45	2 1/2	13 1/2	3 5/8





L7504  
Galvanized steel mesh

### Cord Sealing Grips

Cord sealing grips with mesh are nylon devices used to connect electrical cables to boxes, cabinets, pushbuttons, enclosures, etc. They are liquid-tight devices that are highly resistant to impact and corrosion. Non-metallic cord sealing grips will not support combustion. The ratings are: Wire Mesh Grip-94 HB and Fitting-94V-2.

Cord sealing grip products are suitable for use in wet locations so long as a listed sealing ring is used between the box and the fitting (sealing ring not included).

Nylon Cord Sealing Grips with Mesh, Straight and 90°   **					
Stainless Steel Mesh		Non-Metallic Mesh		Cable Dia. Range (Inches)	NPT (Form Size)
Straight	90°	Straight	90°		
L7521	—	L7522	L7524	.187-.250	1/2" (F2)
—	L7527	—	L7528	.250-.312	1/2" (F2)
—	L7532	—	L7533	.312-.375	1/2" (F2)
—	L7536	—	—	.375-.437	1/2" (F2)
L7538	L7541	L7539	L7542	.437-.500	1/2" (F2)
L7543*	L7544*	—	—	.500-.562	1/2" (F2)
L7545*	L7546*	—	—	.562-.625	1/2" (F2)
L7601	—	L7602	L7604	.187-.250	3/4" (F3)
L7605	—	—	—	.250-.375	3/4" (F3)
—	L7612	—	—	.375-.437	3/4" (F3)



L7521  
Straight — SS mesh



L7527  
90° — SS mesh

\*Cable jacket may have to be stripped for clearance.

Note: F2, F3 and F4 are fitting form sizes.

\*\*Cord Sealing grips with non-metallic mesh are UL Listed and CSA Certified.

Cord Sealing grips with stainless steel mesh are CSA Certified only

*Continued on next page*

Continued from previous page

Nylon Cord Sealing Grips with Mesh, Straight and 90°   **					
Stainless Steel Mesh		Non-Metallic Mesh		Cable Dia. Range (Inches)	NPT (Form Size)
Straight	90°	Straight	90°		
L7552	L7554	L7553	L7555	.500-.625	3/4" (F3)
L7556	—	—	L7559	.562-.687	3/4" (F3)
L7561	L7563	L7562	—	.625-.750	3/4" (F3)
L7565*	L7566*	—	—	.687-.812	3/4" (F3)
L7567	—	L7568	L7569	.437-.562	1" (F4)
—	L7573	—	L7574	.500-.625	1" (F4)
—	L7582	—	—	.625-.750	1" (F4)
L7584	—	—	L7587	.687-.812	1" (F4)
L7588	—	—	L7592	.750-.875	1" (F4)
L7597	—	—	—	.875-1.000	1" (F4)

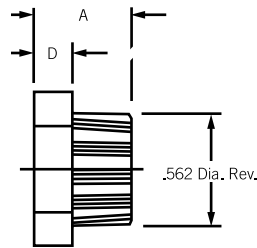


L7553  
Straight — nylon mesh

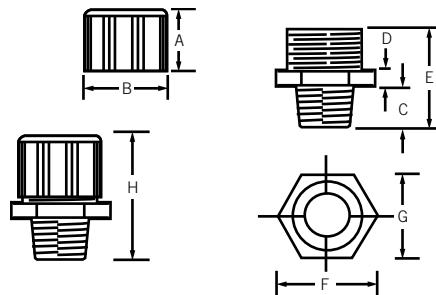
\*Cable jacket may have to be stripped for clearance.  
 Note: F2, F3 and F4 are fitting form sizes.  
 \*\*Cord Sealing grips with non-metallic mesh are UL Listed and CSA Certified.  
 Cord Sealing grips with stainless steel mesh are CSA Certified only

## Nylon Cord-Sealing Fittings, Straight Body

Form 0



Form 1-5



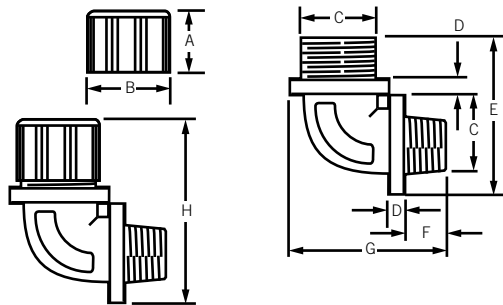
### Dimensions for Nylon Cord-Sealing Fittings, Straight Body (units are in inches)

Form	NPT	A	B	C	D	E	F	G	H (Ref.)
0	1/4"	.500	.778	.370	.187	.921	.778	.687	1.25
1	3/8"	1.000	1.150	.500	.250	1.250	1.115	1.000	1.85
2	1/2"	1.000	1.300	.500	.300	1.450	1.250	1.100	2.00
3	3/4"	1.000	1.500	.550	.375	1.700	1.578	1.375	2.00
4	1"	1.000	1.850	.687	.375	1.800	1.900	1.650	2.12



## Cord Sealing Grips

### Nylon Cord-Sealing Fittings, 90° Body



Dimensions for Nylon Cord-Sealing Fittings, 90° Body (units are in inches)

Form	NPT	A	B	C	D	E	F	G	H (Ref.)
1	3/8"	1.000	1.150	1.100	.187	1.812	.450	1.687	2.35
2	1/2"	1.000	1.300	1.165	.187	1.900	.578	1.820	2.40
3	3/4"	1.000	1.500	1.600	.187	2.421	.593	2.218	2.75
4	1"	1.000	1.850	1.850	.187	2.656	.800	2.700	3.00
5	1 1/4"	1.000	2.050	1.965	.187	2.859	.750	2.812	3.25

## Deluxe Cord Grips

Deluxe cord grips are woven of stainless steel mesh with an anodized aluminum body for corrosion resistance. They are offered in single/double weave construction to help absorb direct pulling, resist flexing and binding, and eliminate strain. Aluminum fittings are offered in a variety of NPT thread sizes. They are recommended for indoor or outdoor use where moisture may be present in the wiring of pendant stations, processing equipment, hand tools, and extension cord sets. They are UL Listed and CSA Certified. Deluxe cord grips are suitable for use in hazardous locations per Class I, Div. 2; Class II, Div. 1 and 2; and Class III, Div. 1 and 2. They are also suitable for use in wet locations as long as a listed sealing ring is used between the box and the fitting (sealing ring not included).

### Single/Double Weave

Cat. No. Straight Male	Cat. No. 90° Male	Cat. No. 45° Male	Cat. No. Straight Female	Cable Dia. Range (Inches)	NPT Size
L7701	—	—	—	.187-.250	3/8"
L7702	—	—	—	.250-.312	3/8"
L7703	—	—	L7822	.312-.375	3/8"
L7704	—	—	—	.375-.437	3/8"
L7705	L7761	—	—	.187-.250	1/2"
L7706	—	L7802	—	.250-.375	1/2"
L7707	L7763	L7803	L7826	.375-.500	1/2"
L7708	L7764	L7804	L7827	.500-.625	1/2"
L7709	—	—	—	.625-.750	1/2"

Continued on next page





L7701  
Straight — Male



L7761  
90° — Male

Continued from previous page

Single/Double Weave  					
Cat. No. Straight Male	Cat. No. 90° Male	Cat. No. 45° Male	Cat. No. Straight Female	Cable Dia. Range (Inches)	NPT Size
L7711	L7765	L7805	—	.250-.375	3/4"
L7712	—	L7806	—	.375-.500	3/4"
L7700	L7767	L7807	L7831	.500-.625	3/4"
L7713	L7768	L7808	—	.625-.750	1"
L7714	—	—	—	.750-.875	1"
L7715	L7769	—	—	.375-.500	1"
L7716	—	—	L7833	.500-.625	1"
L7717	L7772	—	L7834	.625-.750	1"
L7718	—	—	—	.750-.875	1"
L7719	—	—	L7836	.875-1.000	1"
L7721	—	—	—	1.000-1.125	1"
L7722	—	—	—	1.125-1.250	1"
L7723	—	—	—	.750-.875	1 1/4"
L7724	—	—	—	.875-1.000	1 1/4"
L7725	—	—	—	1.000-1.125	1 1/4"
L7726	L7778	—	—	1.125-1.250	1 1/4"
L7727	—	—	—	1.250-1.375	1 1/4"
L7728	—	—	—	.750-.875	1 1/2"
L7729	L7782	—	—	.875-1.000	1 1/2"
L7731	—	—	—	1.000-1.125	1 1/2"
L7732	L7784	—	—	1.125-1.250	1 1/2"
L7733	L7785	—	—	1.250-1.375	1 1/2"
L8011	—	—	—	1.312-1.437	1 1/2"
L7770	—	—	—	1.437-1.562	1 1/2"
L7750	—	—	—	1.562-1.687	1 1/2"
L7760	—	—	—	1.687-1.812	1 1/2"
L7734	—	—	—	1.250-1.375	2"
L7736	—	—	—	1.562-1.687	2"
L7737	L7789	—	—	1.687-1.812	2"
—	L7791	—	—	1.750-1.875	2"
L7730	—	—	—	2.187-2.312	2"
L7739	—	—	—	1.688-1.812	2 1/2"
L7742	—	—	—	1.937-2.062	2 1/2"
L7743	—	—	—	2.062-2.187	2 1/2"
L7744	—	—	—	2.187-2.312	2 1/2"
L7745	—	—	—	1.688-1.812	3"
L7746	—	—	—	1.812-1.937	3"
L7747	—	—	—	1.937-2.062	3"
L7748	—	—	—	2.062-2.187	3"
L7751	—	—	—	2.312-2.437	3"
L7752	—	—	—	2.437-2.625	3"
L7754	—	—	—	2.812-3.000	3"
L7755	—	—	—	3.000-3.250	3"



L7802  
45° — Male

## Liquid-Tight Grips

Liquid-tight grips are woven stainless steel mesh with zinc-plated steel and malleable iron bodies for corrosion resistance. They are used to connect liquid-tight flexible metal conduit to electrical enclosures to prevent conduit pullout. Each fitting is supplied with an insulated throat to ensure conductor insulation and protect against damage caused by flexing, heat expansion and contraction. Liquid-tight grips are recommended in the wiring of motors and any electrical enclosure where liquid-tight conduit is subject to motion or strain. UL Listed and CSA Certified.

Liquid-Tight Grips for Metallic Conduit					
Cat. No.	Cat. No.	Cat. No.	Cat. No.	Fitting Size	Mesh Length
Straight Male	90° Male	45° Male	Straight Female	(Inches)	(Inches)
—	—	L7931	L7951	3/8	2 5/8
L7902	L7916	L7932	—	1/2	3 7/8
L7903	L7917	—	L7953	3/4	4 3/8
L7904	L7918	—	L7954	1	5 1/4
L7905	L7919	—	—	1 1/4	5 5/8
L7906	L7921	—	—	1 1/2	5 3/4
L7907	L7922	—	—	2	7 1/2
L7908	—	—	—	2 1/2	9 5/8
L7911	L7924	L7939	—	3	10 5/8
L7912	—	—	—	4	12



L7902  
Straight — Male



L7922  
90° — Male



L7951  
Straight — Female



L7990  
90° — Male

Liquid Tight Grips for Non-Metallic Type "A" Flexible Conduit			
Cat. No.	Cat. No.	Fitting Size	Mesh Length
Straight Male	90° Male	(Inches)	(Inches)
L7962	L7990	1/2	10
—	L7967	3/4	10 1/2
—	L7968	1	12
L7965	L7969	1 1/4	17
—	L7971	1 1/2	21 1/2
L7970	L7972	2	24




L7965  
Straight — Male

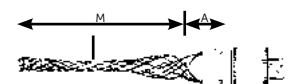
## Wiring Device I-Grips

I-grips provide additional strain-relief for plugs and connectors used on portable equipment in commercial and institutional applications, and industrial plant and construction site areas which incur abnormally high abuse. Grips are made of galvanized steel.

Wiring Device I-Grips			
Cat No.	Cable Dia. Range	Eye Dimensions (A)	Mesh Length (M)
	(Inches)	(Inches)	(inches)
L8001	.30-.43	1 11/16	4 3/4
L8002	.40-.56	1 11/16	6
L8003	.52-.73	1 11/16	7
L8004	.70-.85	1 15/16	8 1/2
L8005	.82-1.00	1 15/16	8 1/2
L8006	.94-1.25	1 15/16	10 1/2



L8003



**Related Products**  
For information on Wire Mesh Strain-Relief Grips for use with Portable Outlet Boxes see page I-35 in the Temporary Power section.

## Support Grips

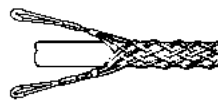
Support grips are designed to hold the weight of cable on vertical or sloping runs. They may be used indoors or outdoors to support electrical and fiber optic cable, metal rods and tubing. Leviton support grips are woven with tinned bronze wire. For applications requiring a greater degree of corrosion resistance, stainless steel wire is available on special order.



Single "U" Eye

### Single "U" Eye

For use when cable is vertical and for applications where cable bends or where a single attachment is more advantageous for positioning.



Double "U" Eye

### Double "U" Eye


For use when cable is vertical and extends through the grip without bending. Eyes may be fastened to open hooks, but should not be more than 15° from the axis of vertical cable. When eyes are supported equally, this attachment offers a fully balanced load.



Offset Eye

### Offset Eye


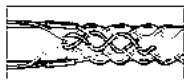
Similar to single eye applications, but for use when offset positioning is required.



Locking (Universal) Bale

### Locking (Universal) Bale

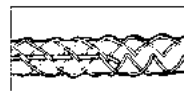
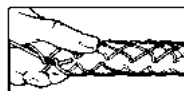
Adjustable and self-locking, this attachment fits around a beam, pipe or other continuous structural object. The bale wraps around the object and is securely anchored in the bar.



Split Lace

### Split Lace

Beginning at the lead end of the grip, thread the lacing through the first two loops of the split, pulling the lace through until the ends are centered evenly. Cross laces and thread through the next two loops, and so on down the grip, being careful not to pull the lacing too tight. The spacing of the lace closure should be approximately the same as that of the mesh weave. When the end of grip is reached, twist the lacing strands tightly together; wrap the ends of the lace around the grip, and twist again to secure. Excess length may be cut off.



Split Rod

### Split Rod

Split grips with rod closing install quickly and they are economical and reusable. Simply wrap the grip around the cable and thread the rod through the loops, using a corkscrew motion. To remove, pull the rod out and the grip is ready for re-use.

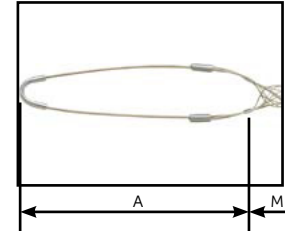
### Support Grips — Standard Closed Mesh

Standard closed mesh support grips are designed for loads up to 500 lbs. and vertical runs of no more than 100 feet. Heavy duty closed mesh support grips are designed for loads in excess of 500 lbs. They are available in a variety of eye styles and cable ranges for supporting electrical cable, metal rods and tubing. Closed mesh support grips are used when the end of the cable is accessible. Mesh is made of tinned bronze material.

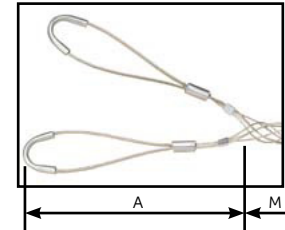
#### Single Eye, Single Weave

Cat. No.	Cable Dia. Range (Inches)	Approx. (lbs.) Break Strength*	Length (Inches) Bale (Dim. A)	Length (Inches) Mesh (Dim. M)
L9501	0.50-0.61	770	7	11
L9502	0.62-0.74	960	8	11
L9503	0.75-0.99	1,300	8	14
L9504	1.00-1.24	1,680	9	15
L9505	1.25-1.49	1,680	10	16
L9506	1.50-1.74	1,680	12	18
L9507	1.75-1.99	2,640	14	20
L9508	2.00-2.49	3,760	16	22
L9509	2.50-2.99	3,760	18	24
L9511	3.00-3.49	5,040	21	26
L9512	3.50-3.99	5,040	24	28

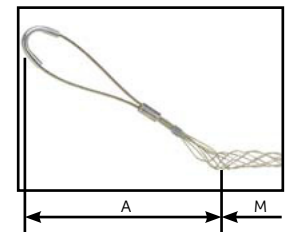
\*To determine workload safety factor, divide approximate break strength by 10



L9502  
Single Eye



L9515  
Double Eye



L9531  
Offset Eye

#### Double Eye, Single Weave

Cat. No.	Cable Dia. Range (Inches)	Approx. (lbs.) Break Strength*	Length (Inches) Bale (Dim. A)	Length (Inches) Mesh (Dim. M)
L9515	0.50-0.61	770	4	10
L9516	0.62-0.74	1,150	4	10
L9517	0.75-0.99	1,320	4	12
L9518	1.00-1.24	1,920	5	15
L9519	1.25-1.49	1,920	5	14.25
L9521	1.50-1.74	1,920	6	18
L9523	1.75-1.99	3,360	6	18
L9524	2.00-2.49	3,360	6	19
L9525	2.50-2.99	3,360	6	22
L9526	3.00-3.49	5,280	8	26.75

\*To determine workload safety factor, divide approximate break strength by 10

#### Offset Eye, Single Weave

Cat. No.	Cable Dia. Range (Inches)	Approx. (lbs.) Break Strength*	Length (Inches) Bale (Dim. A)	Length (Inches) Mesh (Dim. M)
L9531	0.50-0.61	770	4	11
L9532	0.62-0.74	960	4	11
L9533	0.75-0.99	960	4	14
L9534	1.00-1.24	1,680	5	15
L9535	1.25-1.49	1,680	5	14.25
L9536	1.50-1.74	1,680	5	18

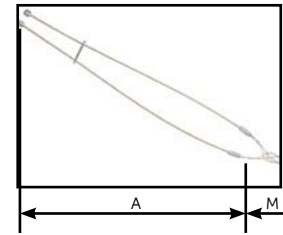
\*To determine workload safety factor, divide approximate break strength by 10

Continued on next page

Continued from previous page

Offset Eye, Single Weave				
Cat. No.	Cable Dia. Range (Inches)	Approx. (lbs.) Break Strength*	Length (Inches) Bale (Dim. A)	Length (Inches) Mesh (Dim. M)
L9537	1.75-1.99	2,640	6	20
L9538	2.00-2.49	3,760	6	21
L9539	2.50-2.99	3,760	8	24
L9542	3.50-3.99	5,040	9	28

Note: Support grips are also available in stainless steel — contact your Leviton Representative.  
 \*To determine workload safety factor, divide approximate break strength by 10



L9551  
Locking Bale

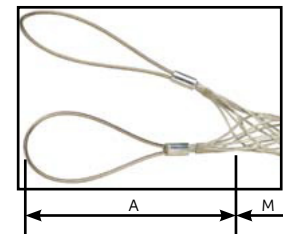
Locking Bale, Single Weave				
Cat. No.	Cable Dia. Range (Inches)	Approx. (lbs.) Break Strength*	Length (Inches) Bale (Dim. A)	Length (Inches) Mesh (Dim. M)
L9551	0.50-0.61	770	11	10
L9552	0.62-0.74	1,150	11	10
L9553	0.75-0.99	1,320	14	12
L9554	1.00-1.24	1,920	15	15
L9555	1.25-1.49	1,920	16	14.25
L9556	1.50-1.74	1,920	18	18
L9558	2.00-2.49	3,360	21	19
L9559	2.50-2.99	3,360	24	22

\*To determine workload safety factor, divide approximate break strength by 10

## Support Grips — Heavy Duty, Double Weave, Closed Mesh

Heavy duty support grips handle continuous loads of over 500 lbs. in vertical runs greater than 100 ft. for cable diameters from 3/4" to 4 1/2".

Single Eye, Heavy Long				
Cat. No.	Cable Dia. Range (Inches)	Approx. (lbs.) Break Strength*	Length (Inches) Bale (Dim. A)	Length (Inches) Mesh (Dim. M)
L9701	0.75-0.99	2,700	10	26
L9702	1.00-1.24	4,720	10	31.50
L9703	1.25-1.49	4,720	10	31
L9704	1.50-1.99	4,720	10	35



L9715  
Double Eye

Double Eye, Heavy Long				
Cat. No.	Cable Dia. Range (Inches)	Approx. (lbs.) Break Strength*	Length (Inches) Bale (Dim. A)	Length (Inches) Mesh (Dim. M)
L9711	0.75-0.99	2,700	10	26
L9712	1.00-1.24	4,720	10	29
L9713	1.25-1.49	4,720	10	31
L9714	1.50-1.99	4,720	10	35
L9715	2.00-2.49	10,080	10	37
L9716	2.50-2.99	10,080	10	39
L9717	3.00-3.49	10,080	10	41
L9718	3.50-3.99	13,120	10	45
L9719	4.00-4.49	13,120	10	47

\*To determine workload safety factor, divide approximate break strength by 10




### Support Grips — Standard Split Lace, Single Weave

Split lace support grips are designed for loads up to 500 lbs. and vertical runs of no more than 100 feet. They are available in a variety of eye styles and cable ranges for supporting electrical cable, metal rods and tubing. Split lace grips are utilized when the end of the cable cannot be feasibly accessed and the support grip is intended for permanent installation. Mesh is made of tinned bronze material.

Single Eye				
Cat. No.	Cable Dia. Range (Inches)	Approx. (lbs.) Break Strength*	Length (Inches) Bale (Dim. A)	Length (Inches) Mesh (Dim. M)
L9571	0.50-0.61	770	8	11
L9572	0.62-0.74	960	8	11
L9573	0.75-0.99	1,320	8	14
L9574	1.00-1.24	1,680	9	15
L9575	1.25-1.49	1,680	10	16
L9576	1.50-1.74	1,680	12	18
L9577	1.75-1.99	2,640	14	20
L9578	2.00-2.49	3,760	16	22
L9579	2.50-2.99	3,760	18	24
L9581	3.00-3.49	5,040	20	26
L9582	3.50-3.99	5,040	22	28


\*To determine workload safety factor, divide approximate break strength by 10



L9571  
Single Eye

Double Eye				
Cat. No.	Cable Dia. Range (Inches)	Approx. (lbs.) Break Strength*	Length (Inches) Bale (Dim. A)	Length (Inches) Mesh (Dim. M)
L9585	0.50-0.61	770	4	11
L9586	0.62-0.74	1,150	4	11
L9587	0.75-0.99	1,320	4	14
L9588	1.00-1.24	1,920	5	15
L9589	1.25-1.49	1,920	5	16
L9591	1.50-1.74	1,920	5	18
L9592	1.75-1.99	3,150	6	20
L9593	2.00-2.49	3,360	6	22
L9595	3.00-3.49	5,280	8	26
L9596	3.50-3.99	5,280	8	28

\*To determine workload safety factor, divide approximate break strength by 10



L9585  
Double Eye

Offset Eye				
Cat. No.	Cable Dia. Range (Inches)	Approx. (lbs.) Break Strength*	Length (Inches) Bale (Dim. A)	Length (Inches) Mesh (Dim. M)
L9601	0.50-0.61	770	4	11
L9602	0.62-0.74	960	4	10.50
L9603	0.75-0.99	960	4	14
L9604	1.00-1.24	1,680	5	15
L9605	1.25-1.49	1,680	5	14.25
L9606	1.50-1.74	1,680	5	18
L9608	2.00-2.49	3,760	8	22
L9609	2.50-2.99	3,760	8	24
L9612	3.50-3.99	5,040	9	28



L9601  
Offset Eye

Note: Support grips are also available in stainless steel — contact your Leviton Representative.

\*To determine workload safety factor, divide approximate break strength by 10

Locking Bale				
Cat. No.	Cable Dia. Range (Inches)	Approx. (lbs.) Break Strength*	Length (Inches) Bale (Dim. A)	Length (Inches) Mesh (Dim. M)
L9621	0.50-0.61	770	18	11
L9622	0.62-0.74	1,150	18	11
L9623	0.75-0.99	1,320	18	14
L9624	1.00-1.24	1,920	18	15
L9625	1.25-1.49	1,920	18	16

\*To determine workload safety factor, divide approximate break strength by 10

## Support Grips — Heavy Duty Split Lace, Double Weave

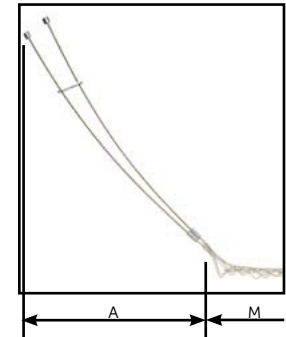
Split lace support grips are designed for loads up to 500 lbs. and vertical runs of no more than 100 feet. They are available in a variety of eye styles and cable ranges for supporting electrical cable, metal rods and tubing. Split lace grips are utilized when the end of the cable cannot be feasibly accessed and the support grip is intended for permanent installation. Mesh is made of tinned bronze material.

Single Eye, Heavy, Long				
Cat. No.	Cable Dia. Range (Inches)	Approx. (lbs.) Break Strength*	Length (Inches) Bale (Dim. A)	Length (Inches) Mesh (Dim. M)
L9722	0.75-0.99	2,700	10	26
L9723	1.00-1.24	4,720	10	29
L9724	1.25-1.49	4,720	10	31
L9725	1.50-1.99	4,720	10	35


\*To determine workload safety factor, divide approximate break strength by 10

Double Eye, Heavy, Long				
Cat. No.	Cable Dia. Range (Inches)	Approx. (lbs.) Break Strength*	Length (Inches) Bale (Dim. A)	Length (Inches) Mesh (Dim. M)
L9731	0.75-0.99	2,700	10	26
L9732	1.00-1.24	4,720	10	29
L9733	1.25-1.49	4,720	10	31
L9734	1.50-1.99	4,720	10	35
L9735	2.00-2.49	10,080	10	37
L9736	2.50-2.99	10,080	10	39
L9737	3.00-3.49	10,080	10	41
L9738	3.50-3.99	13,120	10	45
L9739	4.00-4.49	13,120	10	47

\*To determine workload safety factor, divide approximate break strength by 10



L9621  
Locking Bale



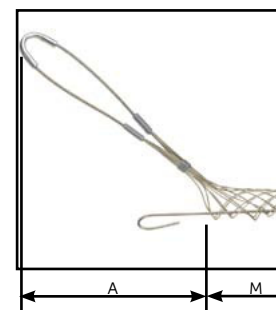
L9731  
Double Eye

### Support Grips – Standard Split Rod, Single Weave

Split rod support grips are designed for loads up to 500 lbs. and vertical runs of no more than 100 feet. They are available in a variety of eye styles and cable ranges for supporting electrical cable, metal rods and tubing. Split rod support grips are utilized when the end of the cable cannot be feasibly accessed and the installation is temporary.

Single Eye				
Cat. No.	Cable Dia. Range (Inches)	Approx. (lbs.) Break Strength*	Length (Inches) Bale (Dim. A)	Length (Inches) Mesh (Dim. M)
L9631	0.50-0.61	770	7	9
L9632	0.62-0.74	960	8	10
L9633	0.75-0.99	1,320	8	11
L9634	1.00-1.24	1,680	9	15
L9635	1.25-1.49	1,680	10	13.5
L9636	1.50-1.74	1,680	12	16
L9637	1.75-1.99	2,640	14	20
L9638	2.00-2.49	3,760	16	20
L9639	2.50-2.99	3,760	18	25
L9641	3.00-3.49	6,560	21	24
L9642	3.50-3.99	6,560	24	26


\*To determine workload safety factor, divide approximate break strength by 10



L9632 Single Eye

Double Eye				
Cat. No.	Cable Dia. Range (Inches)	Approx. (lbs.) Break Strength*	Length (Inches) Bale (Dim. A)	Length (Inches) Mesh (Dim. M)
L9651	0.50-0.61	770	4	9
L9652	0.62-0.74	1,150	4	9
L9653	0.75-0.99	1,320	4	11
L9654	1.00-1.24	1,920	5	13
L9655	1.25-1.49	1,920	5	15
L9656	1.50-1.74	1,920	5	16
L9657	1.75-1.99	3,150	6	17
L9658	2.00-2.49	3,360	6	20
L9659	2.50-2.99	3,360	6	22
L9661	3.00-3.49	7,520	8	24
L9662	3.50-3.99	7,520	8	26

\*To determine workload safety factor, divide approximate break strength by 10



L9651 Double Eye

Offset Eye				
Cat. No.	Cable Dia. Range (Inches)	Approx. (lbs.) Break Strength*	Length (Inches) Bale (Dim. A)	Length (Inches) Mesh (Dim. M)
L9671	0.50-0.61	770	4	9
L9672	0.62-0.74	960	4	9
L9673	0.75-0.99	960	4	11
L9674	1.00-1.24	1,680	5	13
L9675	1.25-1.49	1,680	5	15
L9676	1.50-1.74	1,680	5	16
L9677	1.75-1.99	2,640	6	17
L9678	2.00-2.49	3,760	6	20
L9679	2.50-2.99	3,760	6	22
L9681	3.00-3.49	5,040	8	24
L9682	3.50-3.99	5,040	8	26

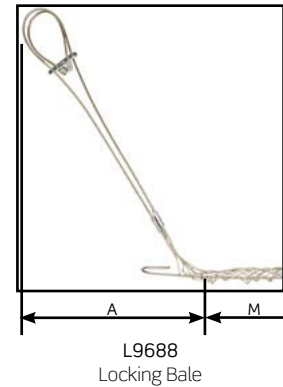
\*To determine workload safety factor, divide approximate break strength by 10



L9671 Offset Eye

Locking Bale				
Cat. No.	Cable Dia. Range (Inches)	Approx. (lbs.) Break Strength*	Length (Inches) Bale (Dim. A)	Length (Inches) Mesh (Dim. M)
L9688	0.50-0.61	770	10	9
L9689	0.62-0.74	1,150	10	9
L9691	0.75-0.99	1,320	10	11
L9692	1.00-1.24	1,920	14	13
L9693	1.25-1.49	1,920	14	15
L9694	1.50-1.74	1,920	14	16
L9695	1.75-1.99	3,150	14	17
L9696	2.00-2.49	3,360	18	20
L9698	3.00-3.49	7,520	18	24

\*To determine workload safety factor, divide approximate break strength by 10



## Support Grips — Bus-Drop

Bus-drop grips are used as cable support. They relieve any direct tension from the critical connection and absorb vibration and flexing. Bus-drop grips are woven of galvanized steel wire. They are offered with either locking bale or single eye attachments.

Locking Bale and Single Eye			
Cat. No. Single "U" Eye	Cat. No. Locking Bale	Cable Dia. Range (Inches)	Approx. (lbs.) Break Strength*
L7981	—	.220-.320	1,100
L7982	—	.300-.430	1,100
L7983	L7992	.400-.560	1,100
L7984	L7993	.530-.730	1,100
L7985	L7994	.700-.850	1,900
L7986	L7995	.820-1.00	1,900
L7987	—	.960-1.25	1,900


\*To determine workload safety factor, divide approximate break strength by 10



## Support Grips — Bus-Drop Accessories

Safety springs are used with bus-drop grips to relieve sudden strains on the cable system. To use with single eye-type grips, disassemble drawbar from coil, place through the eye, and replace the drawbar.

Safety Springs		
Description	Cat. No.	Length (Inches)
Zinc Plated, Max. Load 40 Lbs.	L7997	7.50
Zinc Plated, Max. Load 80 Lbs.	L7998	8.50

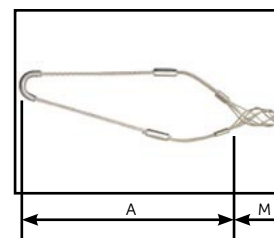


## Support Grips — Fiber Optic Grips, Single Weave

All Leviton fiber optic support grips are designed to wrap securely around fiber optic cable without damaging it. They are designed to reduce stress on cable in vertical, sloping, or horizontal positions. Single-eye or locking-bale style grips afford lasting support for a wide variety of applications where fiber optic cable is used.

Single Eye, Closed Mesh				
Cat. No.	Cable Dia. Range (Inches)	Approx. (lbs.) Break Strength*	Length (Inches) Bale (Dim. A)	Length (Inches) Mesh (Dim. M)
L8807	.18-.25	300	3	1.7
L8808	.23-.32	300	3	2.5
L8809	.30-.39	300	4	2.5
L8811	.37-.48	300	5	4.0
L8812	.46-.58	400	6	4.0
L8813	.56-.71	600	7	5.5
L8814	.69-.88	800	8	6.0

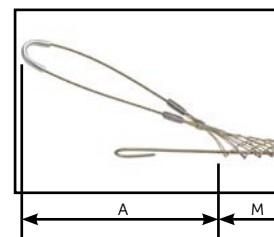
\*To determine workload safety factor, divide approximate break strength by 10



L8807  
Single Eye — closed mesh

Single Eye, Split Rod				
Cat. No.	Cable Dia. Range (Inches)	Approx. (lbs.) Break Strength*	Length (Inches) Bale (Dim. A)	Length (Inches) Mesh (Dim. M)
L8815	.18-.25	300	3	2.5
L8816	.23-.32	300	3	2.5
L8817	.30-.39	300	4	2.5
L8818	.37-.48	300	5	4.0
L8819	.46-.58	400	6	5.0
L8821	.56-.71	600	7	5.0
L8822	.69-.88	800	8	6.0

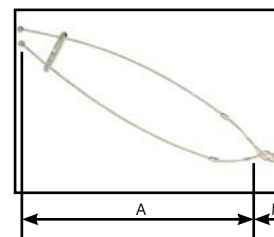
\*To determine workload safety factor, divide approximate break strength by 10



L8821  
Single Eye — split rod

Locking Bale, Closed Mesh				
Cat. No.	Cable Dia. Range (Inches)	Approx. (lbs.) Break Strength*	Length (Inches) Bale (Dim. A)	Length (Inches) Mesh (Dim. M)
L8823	.18-.25	300	9	1.7
L8824	.23-.32	300	9	2.5
L8825	.30-.39	300	9	2.5
L8826	.37-.48	300	10	4.0
L8827	.46-.58	400	10	4.0
L8828	.56-.71	600	10	5.5
L8829	.69-.88	800	10	6.0

\*To determine workload safety factor, divide approximate break strength by 10



L8823  
Locking Bale

Dash numbers, indicating different product colors or other variations, are listed on the same page as the basic catalog numbers shown here, unless otherwise indicated.



Cat. No.	Page
000SL	L-27
00688	P-28
00689	P-28
00690	P-28
00LVS-xx	M-52
00PJ7	Q-20
00PJ8	Q-20
05261	P-28
05361	P-28
0A5FF	L-13
0A5FM	L-13
0A5MM	L-13
0PJ26	P-24
0PJ82	Q-20
1FC1V	L-28
1FC2V	L-28
1GM53	S-28
1GM73	S-28
1K120	M-71
1K240	M-71
1K277	M-71
1O120	M-71
1O240	M-71
1O277	M-71
2FC1V	L-28
2FC2V	L-28
2GM53	S-28
2GM55	S-28
2GM73	S-28
2GM75	S-28
2K208	M-72
2K480	M-72
2KL	B-13
2L205 to 2L208	M-82
2L405 to 2L408	M-82
2M202 to 2M204	M-82
2M402 to 2M404	M-82
2O208	M-72
2O480	M-72
2X209 to 2X216	M-82
2X409 to 2X416	M-82
3FC1V	L-28
3FC2V	L-28
3KUMT	M-73
3OUMT	M-73
3W101	C-60
3W102	C-60
410UB	M-77
410UM	M-77
4DUBM	M-76
4DUMR	M-76
4FC1V	L-28
4FC2V	L-28
4J2P	Q-68
4KUMR	M-74
4M089	Q-53, Q-72
4OUMR	M-75
4P38	S-17
4S089	Q-11

Cat. No.	Page
4S115	Q-82
4S255	Q-30
4S256	Q-31
4W006	Q-79
4W254-BC1	Q-80
4W256	Q-32
5D000	Q-60
5D460	Q-24
5D560	Q-24
5EHOM	P-21
5EUJK	Q-2
5ESJK	Q-2
5F100	P-13, Q-62
5FUHD	Q-55
5G108	P-21, Q-3
5G110	Q-3
5G270	Q-30
5G460	Q-24
5G596	Q-28
5G597	Q-31
5HHOM	P-13
5L000-KAL	Q-60
5L000-LOK	P-5, P-7, Q-62
5LDCL	Q-67
5LDLC	Q-67
5LDSC	Q-67
5LPLC	Q-68
5LPSC	Q-68
5LPST	Q-68
5PCBR	Q-60
5R100	Q-60
5R1UR	Q-60
5R1UD	Q-54
5R1UE	Q-58
5R1UH	Q-57
5R1UL-F	Q-58
5R1UX	Q-54, Q-60
5R1UM	Q-57
5R2UD	Q-54
5R2UH	Q-57
5R2UK	Q-54
5R2UL-F	Q-58
5R2UM	Q-57
5R2UX	Q-54, Q-60
5R3UE	Q-58
5R3UL-F	Q-58
5R3UM	Q-57
5R4UD	Q-54
5R4UH	Q-57
5R4UM	Q-57
5RBSH	Q-54
5RCMP-KIT	Q-54, Q-60, Q-66
5RCMP-KT2	Q-54, Q-60, Q-66
5RCMR-KIT	Q-54, Q-60, Q-66
5RCMT	Q-54
5RCMT-VFG	Q-54, Q-60, Q-81
5REAR	Q-54
5S460	Q-24
5T000	Q-63

Cat. No.	Page
5WLRG	Q-59
5WMED	Q-59
5WMNB	Q-60
5WMNT	Q-59
5WSML	Q-59
5W110	Q-62
5W120	Q-62
5W170	Q-62
5W310	Q-62
5W320	Q-62
5W370	Q-62
5W597	Q-32
5W710	Q-62
5W720	Q-62
5W770	Q-62
6	J-9
6A586	Q-28
6A587	Q-31
6ADPT	C-56
6AS10	Q-22
6ASJK	Q-2
6AUJK	Q-2
6AZ10	Q-22
6D460	Q-23
6D560	Q-23
6H460	Q-24
6L205 to 6L208	M-80
6L305	M-80
6L305-KIT	M-81
6L306	M-80
6L306-KIT	M-81
6L307	M-80
6L307-KIT	M-81
6L308	M-80
6M202 to 6M204	M-80
6M302	M-80
6M302-KIT	M-81
6M303	M-80
6M303-KIT	M-81
6M304	M-80
6M304-KIT	M-81
6P201	M-79
6PSMT	M-79
6S560	Q-23
6VERT	C-56
6W201	M-79
6W587	Q-32
6X209 to 6X219	M-80
6X309 to 6X319	M-80
6X309-KIT to 6X318-KIT	M-81
14W	C-67, C-68, F-23, F-24
14W04	C-67
14W07	C-68
14W15	C-67
14W17	C-68
14W33	C-68
14W34	C-67
14W47	C-67
14W47-IN	C-67

Cat. No.	Page
14W48	C-68
14W49	C-67
15CLF	I-24
15CLM	I-24
15D21-U to 15D24-U	I-5
15D22-G	I-29
15GND	I-29
15R21	I-6
15R22	I-6
15S31	I-6
15SDF	I-5
15SDM	I-5
15W04	C-67
15W07	C-68
15W16	C-67
15W18	C-68
15W33	C-68
15W34	C-67
15W47	C-67
15W47-IN	C-67
15W48	C-68
15W49	C-67
16A21	I-13
16A22	I-13
16A23	I-13
16A24	I-13
16A25-1	I-11
16A25-U	I-13
16A26-1	I-11
16A26-U	I-13
16A31 to 16A33	I-13
16A36	I-13
16CLF	I-24
16CLM	I-24
16D21	I-7
16D22	I-7
16D23	I-8
16D24	I-8
16D25	I-7
16D26	I-7
16D28	I-8
16D29	I-7
16D31	I-7
16D32	I-8
16D33	I-8
16D34	I-7
16D35	I-7
16D37	I-8
16D40	I-9
16D41	I-9
16D44	I-7
16D45	I-7
16F21	I-12
16F22	I-12
16P21	I-12
16P22	I-12
16R19	I-11
16R20	I-11
16R21	I-9

Cat. No.	Page
16R22	I-9
16R23	I-10
16R23-1U	I-11
16R24	I-10
16R24-1U	I-11
16R27	I-10
16R28	I-10
16R29	I-10
16R30	I-10
16R31	I-11
16R32	I-11
16RSW	I-10
16S31	I-12
16SDF	I-8
16SDM	I-8
16V22 to 16V28	I-9
17CLF	I-24
17CLM	I-24
17D22	I-17
17D24	I-17
17P21	I-18
17P22	I-18
17R21 to 17R24	I-17
17S31	I-18
17V23	I-17
17V26	I-17
18A21 to 18A25	I-16
18D21	I-14
18D22	I-14
18D23	I-14
18D24	I-14
18D29	I-14
18D31	I-14
18D32	I-14
18D33	I-14
18F21	I-15
18F22	I-15
18P21	I-15
18P22	I-15
18R21 to 18R24	I-15
19D22	I-19
19D24	I-19
19P21	I-19
19P22	I-19
19R21	I-19
19R22	I-19
20FC	I-41
20FP	I-41
20IS	I-41
20MC	I-41
20MP	I-41
20RS	I-41
22L21 to 22L26	I-20
22P21	I-21
22P22	I-21
22R21 to 22R24	I-21
22R26	I-21
22R28	I-21
22W07	F-24

Cat. No.	Page
23CM	F-23
23L22 to 23L26	I-22
23P21	I-23
23P22	I-23
23R23	I-22
23R24	I-22
23W07	F-24
24CM	F-25
24W04	F-23
24W07	F-24
24W34	F-23
24W47	F-23
24W47-IN	F-23
24W49	F-23
25W04	F-23
25W07	F-24
25W34	F-23
25W47	F-23
25W49	F-23
26CM	F-25
26W	F-24, F-25
26W07	F-24
26W08	F-24
26W09	F-25
26W10	F-25
26W47 to 26W49	F-24
26W74 to 26W76	F-25
26W81 to 26W83	F-25
27CM	F-26
27W07	F-24
27W08	F-24
27W09	F-25
27W10	F-25
27W47 to 27W49	F-24
27W74 to 27W76	F-25
27W81 to 27W83	F-25
28W	F-26
28W08	F-26
28W09	F-26
28W47 to 28W49	F-26
28W74 to 28W77	F-26
28W81 to 28W83	F-26
29W08	F-25
29W09	F-26
29W47 to 29W49	F-25
29W74 to 29W77	F-26
29W81 to 29W83	F-26
30ASW	B-29
32LM1	Q-56
32LM2	Q-56
38LM1	Q-56
41A10	Q-38
41AB2	Q-38
41AB6	Q-36
41AW1	Q-38
41AW2	Q-38
41D10	Q-38
41D1R	Q-38
41D6A	Q-36

Cat. No.	Page
41DBR	Q-38
41DR2	Q-38
41DR6	Q-36
41DW1	Q-38
41DW2	Q-38
41LBL-00W	Q-38, Q-43
41LBL-60W	Q-36, Q-43
41MB2	Q-39
41NB2	Q-38
41NB6	Q-36
42LM1	Q-56
42LM2	Q-56
42MM2	Q-56
45CM	F-23
47CM	F-23
47FTH	P-9
48LM1	Q-56
49COP	I-29
49CSR	I-30
49DSF	I-29
49DSM	I-29
49DSR	I-29
49F31	I-27
49F44	I-27
49F53	I-27
49F64	I-27
49F77	I-27
49FR1	I-28
49FR2	I-28
49FSL	I-27
49GAS	I-29
49M31	I-27
49M44	I-27
49M53	I-27
49M64	I-27
49M77	I-27
49MR1	I-28
49MR2	I-28
49MSL	I-27
49PNR	I-29
50DCL	Q-67
50DLC	Q-67
50DSC	Q-67
50DST	Q-67
50PLC	Q-68
50PSC	Q-68
50PST	Q-68
50W50	C-67, C-68, F-23, F-24
50W52	F-24, F-25
50W54	F-26
52CM	C-14
52LM1	Q-56
53CM	C-11
54DCL	Q-67
54DLC	Q-67
54PLC	Q-68
55	J-17
58UM1	Q-56
59W04	C-67

Cat. No.	Page
59W07	C-68
59W33	C-68
59W47	C-67
59W48	C-68
59W49	C-67
60ASW	B-29
60IB	I-41
60IS	I-41
60W03	C-67, C-68, C-72, F-23, F-30
60W04	C-72, F-24, F-25, F-30
60W05	C-72, F-26, F-30
61	C-54
61HOM	P-21
61SJK	Q-2
61UJK	Q-2
62DCL	Q-67
62DCT	Q-67
62DLC	Q-67
62DSC	Q-67
62DST	Q-67
62PLC	Q-68
62PSC	Q-68
62PST	Q-68
64W04	F-23
64W07	F-24
64W34	F-23
64W47	F-23
64W49	F-23
65	C-55
66DF	K-7
66EV	K-7
66W07	F-24
66W08	F-24
66W09	F-25
66W10	F-25
66W47 to 66W49	F-24
66W74 to 66W76	F-25
66W81 to 66W83	F-25
661F	K-7
668W08	F-26
68W09	F-26
68W29	F-24
68W47 to 68W49	F-26
68W74 to 68W77	F-26
68W81 to 68W83	F-26
69	C-55
70D48	M-85
70N48	M-85
71D48	M-85
73A00-3ZB	O-7
73A00-4ZB	O-7
74A00-1	O-7
74W04	F-23
74W07	F-24
74W34	F-23
74W47	F-23
74W49	F-23
76W07	F-24
76W08	F-24

Cat. No.	Page
76W09	F-25
76W10	F-25
76W47 to 76W49	F-24
76W74 to 76W76	F-25
76W81 to 76W83	F-25
78W08	F-26
78W09	F-26
78W29	F-24
78W47 to 78W49	F-26
78W74 to 78W77	F-26
78W81 to 78W83	F-26
79W04	C-67
79W07	C-68
79W33	C-68
79W47	C-67
79W48	C-68
79W49	C-67
80W04	C-67
80W07	C-68
80W47	C-67
80W49	C-67
85W04	F-23
85W07	F-24
85W34	F-23
85W47	F-23
85W49	F-23
87W07	F-24
90A00	O-20
90W04	C-67
90W07	C-68
90W33	C-68
90W47	C-67
90W48	C-68
90W49	C-67
93W07	F-24
95A00	O-19
95A01	O-19
95A02	O-19
95A03	O-20
95A04	O-21
95A05	O-20
95A09	O-19
95A10	O-21
95A11	O-20
95A12	O-19
95A13	O-20
95A14	O-20
95A16	O-21
95A18	O-19
95A20	O-16
95W04	F-23
95W07	F-24
95W34	F-23
95W47	F-23
95W49	F-23
97W07	F-24
97W08	F-24
97W09	F-25
97W10	F-25

Cat. No.	Page
97W47 to 97W49	F-24
97W74 to 97W76	F-25
97W81 to 97W83	F-24
99W08	F-26
99W09	F-26
99W47 to 99W49	F-26
99W74 to 99W77	F-26
99W81 to 99W83	F-26
100SW	B-29
101	C-59
101AN	C-59
102	C-59
110A00	O-16
111A00	O-16
112A00	O-16
113	C-60
113A00	O-17
114	C-60
114A00	O-17
114A01	O-17
115A00	O-16
115PR	C-59
115PV	C-59
116A00	O-16
117A00	O-15
118A00	O-16
119A00	O-16
120A00	O-15
121A00	O-15
122A00	O-15
123	C-59
123-P	C-59
123A00	O-15
124	J-17
124A00	O-15
125	C-54
125A00	O-17
126A00	O-17
128	C-54
157	J-17
165	J-12
167	J-17
223	C-5
274	C-56
275-T	C-84
277WH	M-83
278	C-81
279	C-81
279-PM	C-81
287-T	C-84
320B4W	H-4
320B6W	H-4
320B7W	H-4
320C4W	H-4
320C6W	H-4
320C7W	H-4
320MI6W	H-18
320MI7W	H-18
320P4W	H-4

Cat. No.	Page
320P6W	H-4, H-18
320P7W	H-4, H-18
320R4W	H-4
320R6W	H-4
320R7W	H-4
321	C-59
330B4W	H-4
330B6W	H-4
330B7W	H-4
330C4W	H-4
330C6W	H-4
330C7W	H-4
330MI6W	H-29
330MI7W	H-29
330P4W	H-4
330P6W	H-4, H-18
330P7W	H-4, H-18
330R4W	H-4
330R6W	H-4
330R7W	H-4
357	J-10
360B4W	H-5
360B6W	H-5
360B7W	H-5
360C4W	H-5
360C6W	H-5
360C7W	H-5
360MF6W	H-19
360MI6W	H-19
360MI7W	H-19
360P4W	H-5
360P6W	H-5, H-19
360P7W	H-5, H-19
360R4W	H-5
360R6W	H-5
360R7W	H-5
368	J-10
389	J-3
390	J-3
391	J-3
395	J-3
396	J-3
403	S-23
404	S-23
405	S-24
406	S-24
410L2	Q-38
420	J-3
420B12W	H-4
420B5W	H-4
420B7W	H-4
420B9W	H-4
420C12W	H-4
420C5W	H-4
420C7W	H-4
420C9W	H-4
420MF12W	H-18
420MF5W	H-18
420MF7W	H-18

Cat. No.	Page
420MF9W	H-18
420MI12W	H-18
420MI5W	H-18
420MI7W	H-18
420MI9W	H-18
420P12W	H-4, H-18
420P5W	H-4, H-18
420P7W	H-4, H-18
420P9W	H-4, H-18
420R12W	H-4
420R5W	H-4
420R7W	H-4
420R9W	H-4
423	B-24
430B12W	H-4
430B5W	H-4
430B7W	H-4
430B9W	H-4
430C12W	H-4
430C5W	H-4
430C7W	H-4
430C9W	H-4
430MF12W	H-18
430MF5W	H-18
430MF7W	H-18
430MF9W	H-18
430MI12W	H-18
430MI5W	H-18
430MI7W	H-18
430MI9W	H-18
430P12W	H-4, H-18
430P5W	H-4, H-18
430P7W	H-4, H-18
430P9W	H-4, H-18
430R12W	H-4
430R5W	H-4
430R7W	H-4
430R9W	H-4
431	J-3
432C3WL	H-16
432P3WL	H-16
452	J-2
453	J-2
460B12W	H-5
460B5W	H-5
460B7W	H-5
460B9W	H-5
460C12W	H-5
460C5W	H-5
460C7W	H-5
460C9W	H-5
460MF12W	H-19
460MF5W	H-19
460MF7W	H-19
460MF9W	H-19
460MI12W	H-19
460MI5W	H-19
460MI7W	H-19
460MI9W	H-19

Cat. No.	Page
460P12W	H-5, H-19
460P5W	H-5, H-19
460P7W	H-5, H-19
460P9W	H-5, H-19
460R12W	H-5
460R5W	H-5
460R7W	H-5
460R9W	H-5
466	J-2
467	J-2
476TL	P-15
476TM	P-15
491RU	Q-77
492RU	Q-77
515AN	C-60
515CA	C-60
515CR	C-60
515CV	C-60
515PA	C-60
515PR	C-60
515PV	C-60
516	J-4
517	J-4
520B5W	H-4
520B7W	H-4
520B9W	H-4
520C5W	H-4
520C7W	H-4
520C9W	H-4
520CA	C-61
520CV	C-61
520MI5W	H-18
520MI7W	H-18
520MI9W	H-18
520P5W	H-4, H-18
520P7W	H-4, H-18
520P9W	H-4, H-18
520PA	C-61
520PV	C-61
520R5W	H-4
520R7W	H-4
520R9W	H-4
523	J-4
524	J-4
530B5W	H-4
530B7W	H-4
530B9W	H-4
530C5W	H-4
530C7W	H-4
530C9W	H-4
530MF5W	H-18
530MF7W	H-18
530MI5W	H-18
530MI7W	H-18
530MI9W	H-18
530P5W	H-4, H-18
530P7W	H-4, H-18
530P9W	H-4, H-18
530R5W	H-4

Cat. No.	Page
530R7W	H-4
530R9W	H-4
531	C-55
554	J-15
555	J-15
560B5W	H-5
560B7W	H-5
560B9W	H-5
560C5W	H-5
560C7W	H-5
560C9W	H-5
560MF9W	H-19
560MI5W	H-19
560MI7W	H-19
560MI9W	H-19
560P5W	H-5, H-19
560P7W	H-5, H-19
560P9W	H-5, H-19
560R5W	H-5
560R7W	H-5
560R9W	H-5
570	J-16
612	C-59
615CA	C-60
615PA	C-60
615PV	C-60
617	C-60
620CA	C-60
620CV	C-60
620PA	C-61
620PV	C-61
661F	K-7
665F	K-7
688 to 690	P-28, C-5
692	C-56
694	C-56
697 to 699	C-56
815JK	Q-2
830-T	C-84
905	J-11
910	J-11
930	C-84
931	C-84
1101 to 1104	B-6
1201-2	B-8
1201-LH	B-12
1201-PL	B-12
1202-2	B-8
1202-PL	B-12
1203-2	B-8
1203-LH	B-12
1203-PL	B-12
1204	B-8
1221-2	B-8
1221-2KL	B-13
1221-7	B-12
1221-LH	B-12
1221-PL	B-12
1221-S	B-9

Cat. No.	Page
1222-2	B-8
1222-2KL	B-13
1222-7	B-12
1222-PL	B-12
1222-S	B-9
1223-2	B-8
1223-2KL	B-13
1223-7	B-12
1223-LH	B-12
1223-PL	B-12
1223-S	B-9
1224-2	B-8
1224-2KL	B-13
1224-S	B-9
1228	C-5
1241 to 1244	B-8
1254	C-17
1254-H	C-22
1254-IG	C-22
1256	B-11
1257	B-11
1260	B-11
1262	B-11
1281	B-11
1282	B-11
1285 to 1288	B-11
1306	C-54
1373	C-54
1374	C-54
1403	C-56
1406	C-56
1420	K-14
1433	C-73
1447	C-73
1448	C-73
1449	C-73
1451	B-3
1453	B-3
1461	B-3
1463	B-3
1469	C-55
1470	C-55
1533	C-73
1547	C-71
1548	C-71
1549	C-71
1689	B-24
1691	B-24
1754	D-6
1754-2	D-6
1755	D-6
1755-2	D-6
1865	B-24
1901	S-3
1909	S-3
2004 to 2006	J-12
2152	S-24
2310 to 2316	F-7
2320 to 2326	F-7

Cat. No.	Page
2330 to 2336	F-7
2340 to 2346	F-8
2350 to 2356	F-8
2360	F-8
2361	F-8
2363	F-8
2365	F-8
2366	F-8
2370	F-8
2371	F-8
2373	F-8
2375	F-8
2376	F-8
2380	F-8
2381	F-8
2383	F-8
2385	F-8
2386	F-8
2410 to 2416	F-8
2420 to 2426	F-8
2430 to 2436	F-8
2440 to 2446	F-9
2447	F-31
2450 to 2456	F-9
2460 to 2466	F-9
2510	F-9, F-25
2511 to 2516	F-9
2520	F-9, F-25
2521 to 2526	F-9
2530	F-9, F-25
2531	F-9
2533	F-9
2536	J-2
2537	J-2
2545	F-9
2546	F-9
2547	F-31
2610 to 2616	F-10
2620	F-10
2621	F-10
2625F	F-10
2626F	F-10
2630	F-10, F-25
2631 to 2636	F-10
2640 to 2646	F-10
2650	F-10
2651	B-3
2653	B-3
2655	F-10
2656	F-10
2660 to 2666	F-11
2670 to 2676	F-11
2680 to 2686	F-11
2690 to 2696	F-11
2710 to 2716	F-12
2720 to 2726	F-12
2730	F-12, F-26
2731 to 2736	F-12
2740	F-12, F-26

Cat. No.	Page
2741 to 2746	F-12
2750 to 2756	F-13
2760 to 2766	F-13
2770 to 2776	F-13
2810	F-13, F-26
2811 to 2816	F-13
2820	F-13, F-26
2821 to 2826	F-13
2830	F-13, F-26
2831 to 2836	F-13
3031-2	B-8
3031-LHI	B-12
3031-PL	B-12
3032	B-8
3032-PL	B-12
3033	B-8
3051 to 3059	I-31
3060	I-31
3061	I-31
3099	I-31
3100B4W	H-5
3100B6W	H-5
3100B7W	H-5
3100C4W	H-5
3100C6W	H-5
3100C7W	H-5
3100M4W	H-19
3100M6W	H-19
3100M7W	H-19
3100P4W	H-5, H-19
3100P6W	H-5, H-19
3100P7W	H-5, H-19
3100R4W	H-5
3100R6W	H-5
3100R7W	H-5
3125B6W	H-16
3125C6W	H-16
3125P6W	H-16
3125R6W	H-16
3152	J-14
3200	I-33
3241	I-33
3251	I-33
3254	C-22
3260	I-33
3261	I-33
3262	I-33
3263	I-33
3265	I-33
3300	I-33
3325	F-15
3326	F-15
3330	F-16, F-25
3331 to 3335	F-16
3352	J-15
3420	G-34
3430	F-16, F-25
3431 to 3435	F-16
3500	G-27

Cat. No.	Page
3520 to 3525	F-15
3720 to 3723	F-8
3756	F-8
3762C to 3765C	F-17
3769	F-17
3771	F-17
3775	F-17
3777	F-17
3800	G-29
3803	G-34
3812	G-33
3824	G-33
3848	G-33
3880	G-31
4005	J-15
4006	J-15
4010	J-15
4015	J-10
4020	J-10
4100B12W	H-5
4100B5W	H-5
4100B7W	H-5
4100B9W	H-5
4100C12W	H-5
4100C5W	H-5
4100C7W	H-5
4100C9W	H-5
4100MB7W	H-19
4100MB9W	H-19
4100MI12W	H-19
4100MI5W	H-19
4100MI7W	H-19
4100MI9W	H-19
4100P12W	H-5, H-19
4100P5W	H-5, H-19
4100P7W	H-5, H-19
4100P9W	H-5, H-19
4100R12W	H-5
4100R5W	H-5
4100R7W	H-5
4100R9W	H-5
4108W	P-23, Q-6
4125B6W	H-16
4125C6W	H-16
4125P6W	H-16
4125R6W	H-16
4155	J-16
4254	C-22
4515	Q-86
4520	Q-86
4550	F-6
4560	F-6
4570	F-6
4579	F-6
4585-C	F-6
4585-CWP	F-36
4586-C	F-6
4586-CWP	F-36
4625A	Q-21



Cat. No.	Page
4700	F-6
4702	F-6
4703	F-6
4710	F-6
4715-C	F-6
4715-CWP	F-36
4716-C	F-6
4716-CWP	F-36
4720	F-6
4729	F-6
4750	F-6
4760	F-6
4763-C	C-64
4765-C	C-64
4770	F-6
4779	F-6
4785	F-6
4786	F-6
4792 to 4795	F-35
4927	S-9
4928	S-9
4934	S-10
4937	C-60
4940L	Q-77
4976	S-27
4978	S-27
4979	S-27
4980	F-9, F-13, F-15, S-27
4980L	Q-77
4986	S-27
4996	S-27
4996-KIT	S-28
4998	S-27
5000	C-5
5015	C-8
5028	C-8
5029	C-8
5031	C-27
5032	C-8
5040	C-8
5040-C	C-8
5042	C-8
5050	C-81
5054	C-81
5059	C-8
5088	C-7
5089	C-7
5100	G-25
5100B5W	H-5
5100B7W	H-5
5100B9W	H-5
5100C5W	H-5
5100C7W	H-5
5100C9W	H-5
5100IPS	G-25
5100MB9W	F-19
5100MI5W	F-19
5100MI7W	F-19
5100MI9W	F-19

Cat. No.	Page
5100P5W	F-5, F-19
5100P7W	F-5, F-19
5100P9W	F-5, F-19
5100PS	G-25
5100R5W	H-5
5100R7W	H-5
5100R9W	H-5
5125B6W	H-16
5125C6W	H-16
5125P6W	H-16
5125R6W	H-16
5206	C-81
5207	C-81
5224	D-3
5224-2	D-3
5225	D-3
5226	D-3
5239	C-61
5240	C-61
5241	D-3
5242	C-14
5243	D-3
5245	D-3
5249-CAP	C-25
5249-FBA	C-25
5250	C-25
5251	C-14
5252	C-11
5256-VA	C-76
5256-VB	C-76
5256-VY	C-76
5258-SS	C-8
5259-VB	C-76
5259-VY	C-76
5261	C-12
5261-CH	C-12
5261-CR	C-13
5261-IG	C-13
5261-OCH	P-28
5262	C-14
5262-1P	C-16
5262-2P	C-16
5262-C	C-12
5262-IG	C-13
5262-L	C-12
5262-S	C-12
5262-S1	C-16
5262-S2	C-16
5262-SG	C-14
5266-C	C-63
5266-CA	C-63
5266-CB	C-63
5266-CO	C-63
5266-CG	C-63
5266-CY	C-63
5266-PLB	C-63
5266-PLC	C-63
5269-C	C-63
5266-CA	C-63

Cat. No.	Page
5269-CB	C-63
5269-CO	C-63
5269-CG	C-63
5269-CY	C-63
5269-PLB	C-63
5269-PLC	C-63
5278-C	C-63
5278-CWP	C-78
5278-FWP	C-78
5279-C	C-63
5279-CWP	C-78
5279-FWP	C-78
5280	G-20
5284-SS	C-8
5292	C-27
5300-H	G-25
5300-IPS	G-25
5300M-BKT	G-24
5300-PS	G-25
5300-S	G-25
5302M	G-23
5304M-1N	G-23
5304M-1S5	G-23
5304M-1S7	G-23
5304M-2N5	G-23
5304M-2N7	G-23
5304M-2S5	G-23
5304-2S7	G-23
5306M-1N5	G-23
5306M-1N7	G-23
5306M-1S	G-23
5306M-2N	G-23
5306M-2S	G-23
5320	C-4
5325	C-29
5325-S	C-29
5334	D-3
5335	D-3
5336	D-3
5340	C-8
5340-C	C-8
5342	C-14
5349-FBA	C-25
5351	C-14
5352	C-11
5356-VA	C-76
5356-VB	C-76
5356-VY	C-76
5359-VB	C-76
5359-VY	C-76
5361	C-12
5361-CH	C-12
5361-CR	C-13, C-68
5361-IG	C-13
5361-OCH	P-28
5362	C-14
5362-1P	C-16
5362-2P	C-16
5362-IG	C-13

Cat. No.	Page	Cat. No.	Page	Cat. No.	Page
5362-L	C-12	5621 to 5624	B-20	6250	K-14
5362-S	C-12	5625 to 5627	D-5	6360CR	F-19
5362-S1	C-16	5628	B-22	6361CR	F-19
5362-S2	C-16	5629	B-22	6364CR	F-19
5362-SG	C-14	5631	B-22	6365CR	F-19
5366-C	C-64	5633	B-22	6369CR	F-19
5366-C	C-64	5634	D-5	6370CR	F-19
5366-CA	C-64	5636	D-5	6375CR	F-19
5366-PLB	C-64	5638	B-22	6377CR	F-19
5366-PLC	C-64	5639	B-22	6526	D-7
5369-C	C-64	5640 to 5643	D-5	6527	D-7
5369-CA	C-64	5645	D-5	6602	K-3
5369-CY	C-64	5649	B-22	6616	K-3
5369-PLB	C-64	5651	C-14	6639	K-3
5369-PLC	C-64	5655-2	B-21	6672	K-7
5371	C-80	5657-2	B-21	6674	K-7
5371-IG	C-80	5658-SS	C-8	6683	K-3
5372	C-80	5659	B-22	6910G	Q-30
5372-IG	C-80	5661	C-12	7070	J-9
5373	C-80	5661-CR	C-13	7080	J-9
5374	C-80	5661-IG	C-13	7080-M	J-9, J-10
5374-IG	C-80	5662	C-12	7090	J-9
5376	C-80	5662-IG	C-13	7101	F-7
5378	C-63	5666-C	C-63	7102	F-7
5380	G-20	5666-CA	C-63	7210	F-7
5410	B-24	5666-PLC	C-63	7250-FR	C-14
5456-VA	C-76	5669-C	C-63	7251-C	C-61
5456-VY	C-76	5669-PLC	C-63	7280	G-20
5458-SS	C-8	5685	B-21	7310	F-15, F-24
5459-VY	C-76	5685-2	B-21	7313	C-80
5461	C-12	5686-2	B-21	7314	F-15
5461-CR	C-13, C-68	5691 to 5694	B-20	7379	F-17
5461-IG	C-13	5801	C-8	7380	G-20
5462	C-12	5821	C-8	7408	F-15
5462-IG	C-13	5822	C-8	7409	F-15
5466-C	C-64	5823	C-7	7410	F-15, F-25
5466-CY	C-64	5825	C-7	7411	F-15
5469-C	C-64	5835	C-28	7413	F-15
5469-CY	C-64	5842	C-27	7420	F-9, F-13, F-15, S-31
5478-C	C-64	5844	C-27	7506	F-5
5478-CWP	C-78	5866	C-63	7526	F-5
5479-C	C-64	5869	C-63	7535	F-5
5479-CWP	C-78	5891	C-7	7540	F-5
5480	G-20	5980	S-27	7545	F-5
5490	G-20	5981	S-27	7556	F-14
5500	Q-86	5982	S-27	7557	F-14
5501-8	B-5	6017	C-65	7565	F-14
5501-LH	B-6	6017-L	F-20	7567	F-14
5502	B-5	6017-Y	C-65	7582	F-14
5503	B-6	6018	C-65	7715CR	F-20
5505	Q-86	6018-L	F-20	7717CR	F-20
5558-SS	C-8	6018-Y	C-65	7764C	F-17
5585	C-7	6031 to 6034	F-20	7765C	F-17
5601	B-17	6080	B-29	7770	F-17, F-18, F-19, F-20, S-32
5601-X	B-18	6110G	Q-3	7788	F-17, F-18, F-19, F-20, S-32
5601-Z	B-18	6151	K-14	7958	F-17
5602 to 5604	B-17	6196	S-34	8004	J-9
5611 to 5614	B-18	6197	S-23	8004-M	J-9, J-10
5618	B-18	6210G	Q-22	8052	J-14

Cat. No.	Page
8101	J-14
8110	J-12
8200	C-21
8200-C	C-20
8200-H	C-19
8200-HL	C-19
8200-IG	C-20
8200-LI	C-20
8200-PL	C-20
8200-SG	C-16
8200-SW	C-21
8210	C-20
8210-IG	C-20
8215-C	C-65
8215-CAT	C-65
8215-CT	C-65
8215-PLC	C-65
8219-C	C-65
8219-CT	C-65
8219-PLC	C-65
8256-V	C-77
8259-V	C-77
8280	G-21
8300	C-20
8300-C	C-20
8300-H	C-19
8300-HL	C-19
8300-IG	C-20
8300-LI	C-20
8300-OIG	C-17
8300-PL	C-20
8300-SG	C-20
8310	C-20
8310-OIG	C-20
8315-C	C-65
8315-CAT	C-65
8315-CT	C-65
8315-PLC	C-65
8319-C	C-65
8319-CT	C-65
8319-PLC	C-65
8330	C-83
8332-P	C-83
8350	C-83
8352-P	C-83
8356-V	C-77
8359-V	C-77
8360	C-83
8362-P	C-83
8380	G-21
8381	G-21
8400	C-20
8410	C-27
8415-CAT	C-65
8430	C-82
8432-P	C-82
8450	C-82
8450-IG	C-82
8452-P	C-82

Cat. No.	Page
8456-V	C-77
8459-V	C-77
8460	C-82
8462-P	C-82
8480	G-21
8490	G-21
8600	C-20
8647	J-12
8656-V	C-77
8659-V	C-77
8681	J-12
8694	J-18
8746	J-18
8750	J-18
8751	J-18
8756	J-18
8765	J-18
8806	J-18
8827	J-8
8829	J-8
8871	J-14
8875	J-13
8880	J-13
8940L	Q-76
8980L	Q-76
9063	J-13
9151-N	C-61
9332-P	C-81
9347	J-9
9350	J-14
9432-P	C-81
9450-P	C-81
9452-P	C-81
9460	C-81
9460-IG	C-81
9462-P	C-81
9530-P	C-80
9550-P	C-80
9630-P	C-80
9650-P	C-80
9716	J-8
9726	J-8
9730-A	C-80
9730-P	C-80
9750-A	C-80
9750-P	C-80
9814	J-14
9839	J-9
9850-LED	J-19
9852-LED	J-19
9864-LED	J-19
9874	J-8
9875	J-8
9880	J-13
9883	J-8
9885	J-14
9965	F-15
10020	J-13
10025 to 10027	J-16

Cat. No.	Page
10028	J-13
10041	B-24
10045	J-14
10065	J-14
10083	J-9
10085	J-14
10091	J-15
10097	B-24
12650	C-5
12777	C-56
13150	J-5
13280	J-6
13351	J-4
13353	J-4
13354	J-4
13357	J-4
13359	J-4
13451	J-5
13452 to 13455	J-19
13464	J-2
13465	J-2
13518	J-4
13519	J-4
13550	J-2
13551	J-2
13556	J-2
13557	J-2
13570	J-2
13571	J-2
13652	J-5
13653	J-5
13654-S	J-6
13654-T	J-6
13654-EX	J-7
13660 to 13662	J-6
15378-C	C-64
15378-CWP	C-78
15379-C	C-64
15656-VY	C-76
15659	C-58
15678-C	C-63
15679-C	C-63
16241	C-30
16242	C-32
16251	C-30
16252	C-31
16252-1	C-33
16252-1P	C-31
16252-2	C-23
16252-2P	C-33
16252-DIN	C-31
16252-L	C-28
16262	C-31
16262-HG	C-36
16262-xIG	C-32
16262-PL	C-36
16262-SG	C-36
16292	C-27
16341	C-30

Cat. No.	Page
16342	C-32
16351	C-30
16351-S	C-30
16352	C-31
16352-1	C-23
16352-1P	C-33
16352-2	C-23
16352-2P	C-33
16352-C	C-28
16352-L	C-30
16362	C-31
16362-HG	C-36
16362-xIG	C-30
16362-PL	C-36
16362-SG	C-36
16441	C-30
16451	C-30
16462	C-30
16641	C-30
16651	C-30
16662	C-30
16693	E-19, I-39
16694	E-19, I-39
16793	E-19, I-39
16794	E-19, I-39
18201	B-9
18201-C	B-6
18202	B-9
18202-C	B-6
18203	B-9
18203-C	B-6
18204	B-9
18204-C	B-6
18221 to 18224	B-9
18302	J-19
18315	J-14
18821	B-10
19062	J-23
19980	J-9
20070	J-14
20403	F-21
21254	C-17
21254-H	C-22
21254-IG	C-22
21414	F-21
21415	F-21
23000-LHG	F-21
23004-LHG	F-21
23030-L	F-21
23034-LA	F-21
23280	J-6
23351	J-4
23452	J-20
23518	J-4
23519	J-43
23520	J-12
23550	J-2
23551	J-2
23570	J-2

Cat. No.	Page
23571	J-2
23652	J-5
23653	J-5
23654	J-6
23660 to 23662	J-6
25249-CAP	C-25
25249-FBA	C-25
25249-SBA	C-25
25249-TFB	C-25
25249-TFN	C-25
25349-FBA	C-25
26115	K-3
26719	J-21
26720	J-21
26725-2	J-24
26725-2A	J-26
26725-4	J-24
26725-4A	J-26
26740	J-28
26745	J-28
26800	J-26
29816	J-8
32120	G-14
32277	G-14
32347	G-14
32412	G-14
37120	G-12
37277	G-12
40054	Q-40
40066	Q-40
40067	Q-40
40070	Q-42
40072	Q-40
40089	Q-30, Q-40
40144	P-25, Q-17
40159	P-25, Q-17
40201	Q-21
40214	P-29, Q-18
40223	P-29, Q-18
40226	P-29, Q-18
40238	P-29, Q-19
40244	P-29, Q-19
40249	P-29, Q-19
40253	P-29, Q-18
40257	P-29, Q-18
40258	P-29, Q-19
40259	P-29, Q-19
40278	Q-21
40539	P-29, Q-19
40544	Q-19
40644	P-25, Q-17
40649	P-25, Q-17
40659	P-25, Q-17
40681	P-25, Q-17
40682	P-25, Q-17
40734	P-20, Q-50
40735	P-21, Q-51
40830	P-21, Q-51
40831	P-20, Q-51

Cat. No.	Page
40832 to 40835	P-20, P-21, Q-50
40837-BW	P-20, P-21, Q-50
40839	P-20, P-21, Q-50
40951	P-28
40952	P-28
40985-0xx	P-30, Q-52
40985-1Px	P-30, Q-52
40985-Cxx	P-20, Q-52
40986	P-35
40989-ACT	P-14, Q-41
40989-CPT	P-14, Q-42
41030-SMJ	Q-11
41054	Q-21
41070-2WS	Q-7
41075-DBE	P-24, Q-8, Q-50
41075-DBW	P-24, Q-8, Q-50
41080-1BP	Q-5
41080-1EP	Q-5
41080-1GP	Q-5
41080-1IP	P-23, Q-5
41080-1TP	P-23, Q-5
41080-1WP	P-23, Q-5
41080-2BP	Q-5
41080-2EP	Q-5
41080-2GP	Q-5
41080-2IL	Q-7
41080-2IP	P-23, Q-5
41080-2TL	Q-7
41080-2TP	P-23, Q-5
41080-2WL	Q-7
41080-2WP	P-23, Q-5
41080-3BP	Q-5
41080-3EP	Q-5
41080-3GP	Q-5
41080-3IP	P-23, Q-5
41080-3TP	P-23, Q-5
41080-3WP	P-23, Q-5
41080-4BP	Q-5
41080-4EP	Q-5
41080-4GP	Q-5
41080-4IL	Q-7
41080-4IP	P-23, Q-5
41080-4TL	Q-7
41080-4TP	P-23, Q-5
41080-4WL	Q-7
41080-4WP	P-23, Q-5
41080-6BP	Q-5
41080-6EP	Q-5
41080-6GP	Q-5
41080-6IP	P-23, Q-5
41080-6TP	P-23, Q-5
41080-6WP	P-23, Q-5
41080-IDW	Q-4, Q-43
41080-LEB	Q-4, Q-6, Q-43
41081	P-23, Q-7
41084-BBF	P-20
41084-BEF	P-20
41084-BGF	P-20
41084-BIF	P-20

Cat. No.	Page
41084-BTF	P-20
41084-BWF	P-20, Q-50
41084-F	Q-51
41084-FWF	P-20
41084-0BB	P-20, Q-50
41084-0BE	P-20, Q-50
41084-0BG	P-20, Q-50
41084-0BI	P-20, Q-50
41084-0BT	P-20, Q-50
41084-0BW	P-20, Q-50
41084-S	Q-67
41085	Q-71
41087	Q-8
41089	Q-11
41091	Q-7
41100-HLD	Q-36, Q-38, Q-43
41106-Rx6	P-20, Q-4
41108	P-20, Q-4
41188	Q-79
41290-D	Q-53, Q-72
41290-HD	Q-53
41290-IRT	Q-49
41290-SM	Q-53, Q-72
41290-T	Q-53, Q-70
41291-1x	Q-53, Q-73
41291-2C	Q-73
41291-2Q	Q-53, Q-73
41291-2T	Q-73
41291-DB	Q-53
41291-ZT	Q-73
41292-2B	Q-53, Q-73
41292-2C	Q-73
41292-3x	Q-53
41292-AE	Q-53
41292-DE	Q-53
41293-4x	Q-73
41293-HD	Q-53
41294-2B	Q-53, Q-73
41294-2C	Q-73
41294-2Q	Q-53, Q-73
41295-5B	Q-53, Q-73
41295-HD	Q-53
41295-Vx	Q-53
41296-MM	Q-53, Q-72
41297-2P	Q-53
41297-XL	Q-53
41600	Q-40
41620	Q-40
41638	P-25, Q-17
41641 to 41646	P-24, Q-8
41647	P-24, Q-50
41648	P-24
41649	Q-53, Q-72
41650	C-25, Q-8
41652	C-25, Q-8
41658	P-25, Q-17
41880	Q-39
41900	Q-48
41910-H	Q-47

Cat. No.	Page
41910-U	Q-49
41910-V	Q-49
41910-YIR	Q-47
41920-A	Q-49
41920-CP8	Q-47
41920-HRC	Q-47
41920-SP4	Q-47
41920-SW4	Q-47
42001	G-14
42070-3WS	Q-7
42080-1x	Q-5
42080-2E	Q-5
42080-2G	Q-5
42080-2IL	Q-7
42080-2IP	Q-5
42080-2IS	Q-5
42080-2TL	Q-7
42080-2TP	Q-5
42080-2TS	Q-5
42080-2WL	Q-7
42080-2WP	Q-5
42080-2WS	Q-5
42080-3x	Q-5
42080-4E	Q-5
42080-4G	Q-5
42080-4IL	Q-7
42080-4IP	Q-5
42080-4IS	Q-5
42080-4TL	Q-7
42080-4TP	Q-5
42080-4TS	Q-5
42080-4WL	Q-7
42080-4WP	Q-5
42080-4WS	Q-5
42080-6x	Q-5
42080-8x	Q-5
42080-IDx	Q-6
42080-SCx	Q-6
42081	P-23, Q-7
42090	Q-5
42120	G-14
42277	G-14
42347	G-14
42412	G-14
42777-1	Q-11
42777-2	Q-11
42277-DY3	G-14
43080	P-23, Q-4, Q-6
43080-IDW	Q-6, Q-43
43081-1L	P-23, Q-6
43081-2L	Q-6
43105	P-14, Q-82
43108	Q-82
43112	Q-82
43115	Q-82
46596	E-20
47112	P-28
47120	G-12
47277	G-12

Cat. No.	Page
47600	P-13
47603	P-16
47603-0C5	P-17
47603-110	P-18
47603-12B	P-18
47603-12M	P-16
47603-12P	P-16
47603-18B	P-18
47603-18M	P-16
47603-18P	P-16
47603-2Gx	P-15
47603-24P	P-16
47603-412	P-16
47603-8C1	P-16
47603-DP6	P-15
47603-TDM	P-18
47603-TSV	P-15
47604	P-5
47605-0DP	P-12
47605-1xx	P-5
47605-21x	P-5
47605-28x	P-7
47605-2MG	P-7
47605-4xx	P-7
47605-ACx	P-12
47605-C5B	P-17
47605-Fxx	P-7
47605-MDx	P-5
47605-M28	P-7
47605-M42	P-7
47605-NDP	P-12
47605-PSx	P-12
47606	P-16
47609-0xx	P-18
47609-4DP	P-17
47609-D5P	P-17
47609-EMP	P-18
47609-S10	P-18
47609-TSV	P-17
47611-0C6	P-17
47611-5xx	P-11
47611-8GR	P-11
47611-C6B	P-17
47612-1SB	P-14
47612-6SB	P-14
47612-28B	P-7
47612-42B	P-7
47612-CBK	P-14
47612-CMK	P-5
47612-DBK	P-13
47612-EBK	P-13
47612-FSB	P-14
47612-HBK	P-13
47612-HSB	P-14
47612-MMA	P-13
47612-SBK	P-13
47612-UBK	P-14
47612-VSB	P-13
47613	P-14

Cat. No.	Page
47615-NYL	P-14
47615-PTT	Q-41
47616-DSB	P-17
47616-DSF	P-18
47617	P-28
47689-00B	P-17
47689-0QP	Q-30
47690	P-19
47693	P-19
48211	P-26
48212	P-12
48642-2	C-59
48643	C-59
48646	C-59
48648	C-60
48900	Q-82
49005	Q-79
49006	Q-79
49012 to 49014	Q-35
49018	Q-35
49103 to 49105	Q-38
49200	Q-40
49222	Q-11
49223	Q-12
49251	Q-81
49253	Q-78
49254-BAx	Q-80
49254-BC1	Q-80
49254-BCM	Q-78
49254-BPx	Q-80
49254-LPM	Q-78
49255-D	Q-30
49255-H	Q-30
49255-L	Q-30
49255-Q	Q-30
49255-R	Q-32
49255-S	Q-30
49256	Q-31
49257	Q-35, Q-43
49258	Q-78
49260 to 49262	Q-81
49265	Q-77
49280	Q-34
49400	Q-81
49553-066	P-14, Q-41
49553-110	P-14, Q-41
49553-55H	Q-41
49553-64H	Q-41
49553-814	P-14, Q-41
49553-AWL	P-14
49553-TTH	Q-41
49560 to 49562	Q-42
49605	P-8
49660	P-14
49687	C-55
49800-680	Q-75
49800-CON	Q-75
49800-FAN	Q-75
49800-FCC	Q-75

Cat. No.	Page
49816	J-8
49875	J-8
49886-03F	Q-75
49886-12F	Q-75
49886-APC	Q-74
49886-APD	Q-75
49886-BRx	Q-74
49886-DLx	Q-70
49886-DSC	Q-70
49886-DWP	Q-75
49886-FCC	Q-74
49886-FCN	Q-75
49886-FCS	Q-41
49886-FCT	Q-74
49886-FLA	Q-74
49886-FSP	Q-74
49886-Lxx	Q-74
49886-MCx	Q-74
49886-Pxx	Q-74
49886-SCx	Q-74
49886-SIS	Q-41, Q-74
49886-SPD	Q-74
49886-STP	Q-74
49886-SYR	Q-75
49886-Uxx	Q-74
49886-VFL	Q-74
49886-WRE	Q-75
49886-X3F	Q-75
49887	Q-70
49910	Q-11
49990	Q-70
49991	Q-69
51084	P-24, Q-4, Q-43
51110	G-17
51110-SRG	G-4, G-17
51120-1	G-15
51120-3	G-15
51120-3R	G-4
52120	G-9
52240	G-9
52277	G-9
52412	G-9
52480	G-9
54501	B-5
54502	B-5
54503	B-6
54504	B-3, B-6
54521	B-6
54521-2	B-5
54522	B-6
54522-2	B-5
54523	B-6
54524	B-6
55050	C-81
55054	C-81
55208	G-4
55240	G-4
55480	G-4
55500	B-8, B-9, B-11, B-15

Cat. No.	Page
57120	G-9
57240	G-9
57277	G-9
57347	G-9
57480	G-9
57600	G-9
59265	Q-77
61110	Q-3
62460	Q-23
69104	Q-36
69270	Q-30
69585	Q-35, Q-43
69586-C	Q-28
69586-L	Q-28
69586-U	Q-28
69586-R	Q-32
69587-U	Q-31
70052	J-14
78000	S-24
78001	S-3
78003	Q-20, S-5
78004	S-6
78005	S-17
78009	S-3
78011	S-3
78012	S-3
78013	S-6
78014	Q-20, S-8
78016	Q-20, S-5
78021	S-17
78023	S-4
78025	Q-20, S-8
78030	S-5
78036	S-4
78101	S-3
78103	S-5
78109	S-3
78116	S-5
78400	S-24
78500	S-24
78804	Q-20
80054	J-16
80301	P-24, S-15
80309	P-24, S-15
80311	S-15
80312	S-15
80314	S-23
80321	S-15
80326	S-15
80381	S-23
80400	K-3, S-23
80401	P-24, Q-9, S-13
80401-00x	P-24, Q-9
80401-0Nx	P-24, Q-9
80401-COI	S-22
80401-GFx	S-22
80401-IG	S-22
80401-Nx	S-13
80401-NGY	Q-9, S-13



Cat. No.	Page
80401-RE	S-22
80405	S-18
80407	S-13
80409	P-24, Q-9, S-13, S-22
80411	S-13
80412	S-13
80414	Q-8, S-23
80421	S-18
80423	S-13
80431	S-18
80436	S-13
80455	S-18, S-19
80479	S-20
80501	S-3
80503	Q-20, S-5
80504	Q-20 S-6
80505	S-17
80506	S-19
80508	S-20
80509	S-3
80511	S-3
80512	S-3
80513	S-6
80514	S-8
80516	Q-20, S-5, S-17
80521	S-17
80525	S-8
80526	S-10
80528	S-9
80530	S-10
80533	S-8
80601	Q-9, S-13
80601-0S	P-24
80605	S-18
80608	S-19
80609	Q-9, S-13
80609-00	P-24
80611	S-13
80612	S-13
80700	S-23
80701	S-3
80701-RE	S-22
80703	F-27, Q-20, S-5
80703-COO	S-22
80703-IG	S-22
80703-RE	S-22
80704	Q-20, S-6
80704-IG	S-22
80705	S-17
80706	S-19
80707	S-18
80708	S-19
80709	S-3
80711	S-3
80712	S-3
80714	S-8
80716	Q-20, S-5
80716-IG	S-22
80716-ORG	S-5

Cat. No.	Page
80716-RE	S-22
80718	S-7
80719	S-9
80720	S-9
80721	S-17
80723	S-4
80725	S-8
80726	S-10
80728	S-9
80730	S-5
80731	S-18
80732	S-18
80734	S-9
80735	S-8
80736	S-4
80743	S-17
80745	S-18
80746	S-18, S-19
80747	S-18
80781	P-29, Q-19, S-25
80782	P-29, Q-19, S-25
81001	S-3
81003	S-5
81004	S-6
81005	S-17
81009	S-3
81011	S-3
81012	S-3
81013	S-6
81014	S-8
81016	S-5
81017	S-6
81021	S-17
81023	S-4
81025	S-8
81036	S-4
81040	S-10
81045	S-18
81079	S-10
81080	S-10
81401	S-13
81409	S-13
81411	S-13
81412	S-13
81423	S-13
83001	S-3
83003	S-5
83004	S-6
83005	S-17
83009	S-3
83011	S-3
83012	S-3
83013	S-6
83014	S-8
83014-EXT	S-8
83016	S-5
83025-EXT	S-32
83026	S-10
83028	S-9

Cat. No.	Page
83401	S-13
83409	S-13
83411	S-13
84000	S-24
84001	S-3
84001-40	S-3
84001-A40	S-3
84001-E40	S-22
84003	S-5
84003-040	Q-20
84003-40	F-27, S-5
84003-E40	S-22
84003-G40	S-22
84003-IG	S-22
84004-040	Q-20
84004-40	F-6, S-6
84005	S-17
84006	S-19
84007	S-17
84009	S-3
84011	S-3
84012	S-3
84013	S-6
84014	Q-20, S-8
84016	S-5
84016-040	Q-20
84016-40	S-5
84016-E40	S-22
84017	S-6
84018	S-7
84019	S-9
84020-40	F-9, F-13, F-15, S-9
84021	S-17
84022	S-10
84023	S-4
84025	Q-20, S-8
84026	S-10
84028	S-9
84030	S-5
84033	S-8
84034	S-9
84035	S-9
84036	S-4
84037	S-7
84039	S-10
84040	S-10
84041	S-5
84042	S-17
84043	S-17
84045	S-18
84047	S-18
84048 to 84050	S-4
84052	S-6
84055	S-5
84056	S-5
84057	S-9
84061	S-6
84062	S-6
84064	S-8

Cat. No.	Page
84065 to 84068	S-8
84070	S-4
84071 to 84073	B-13, S-7
84077	S-19
84078	S-20
84079	S-10
84080	S-10
84081	S-10
84085	S-20
84087	S-20
84088	S-17
84092	S-10
84101	S-3
84103	S-5
84104	S-6
84105	S-17
84109	S-3
84111	S-3
84112	S-3
84114	S-8
84116	S-5
84119	S-9
84121	S-17
84125	S-8
84130	S-5
84133	S-8
84134	S-9
84137	S-7
84146	S-17
84147	S-18
84400	S-24
84401-040	P-24, Q-9
84401-40	S-13
84401-A40	S-13
84401-E40	S-13
84409-040	P-24, Q-9
84409-40	S-13
84409-A40	S-13
84409-E40	S-22
84411	S-13
84412	S-13
84421	S-18
84423	S-13
84436	S-13
84441 to 84444	S-29
84455	S-18
85000	S-24
85001	S-3
85003	Q-20, S-5
85004	Q-20, S-6
85005	S-17
85006	S-19
85008	S-20
85009	S-3
85011	S-3
85012	S-3
85013	S-6
85014	Q-20, S-8
85016	Q-20, S-5

Cat. No.	Page
85018	S-7
85019	S-9
85021	S-17
85023	S-4
85025	Q-20, S-8
85030	S-5
85033	S-8
85036	S-4
85041	S-5
85047	S-18
85052	S-6
85064	S-8
85101	S-3
85103	S-5
85109	S-3
85114	S-8
85116	S-5
86000	S-24
86001	S-3
86003	Q-20, S-5
86004	Q-20, S-6
86006	S-19
86007	S-17
86008	S-20
86009	S-3
86011	S-3
86012	S-3
86013	S-6
86014	Q-20, S-8
86016	Q-20, S-5
86017	S-6
86018	S-7
86019	S-9
86021	S-17
86023	S-4
86025	Q-20, S-8
86030	S-5
86033	S-8
86034	S-9
86035	S-9
86036	S-4
86041	S-5
86046	S-17
86047	S-18
86052	S-6
86057	S-9
86062	S-6
86064	S-8
86077	S-20
86078	S-20
86079	S-10
86080	S-10
86101	S-3
86103	S-5
86105	S-17
86108	S-20
86109	S-3
86111	S-3
86113	S-7

Cat. No.	Page
86114	S-8
86116	S-5
86400	S-24
86500	S-24
86602	S-13
87001	S-3
87003	Q-20, S-5
87005	S-17
87009	S-3
87011	S-3
87012	S-3
87014	Q-20, S-8
87016	Q-20, S-5
87025	Q-20, S-8
87400	S-24
88000	S-24
88001	S-3
88003	Q-20, S-5
88004	Q-20, S-6
88005	S-17
88006	S-19
88007	S-17
88008	S-20
88009	S-3
88011	S-3
88012	S-3
88013	S-6
88014	Q-20, S-8
88016	Q-20, S-5
88017	S-6
88018	S-7
88019	S-9
88021	S-17
88023	S-4
88025	Q-20, S-8
88030	S-5
88033	S-8
88034	S-9
88035	S-9
88036	S-4
88037	S-7
88041	S-5
88046	S-17
88047	S-18
88052	S-6
88057	S-9
88062	S-6
88064	S-8
88077	S-20
88078	S-20
88079	S-10
88080	S-10
88085	S-20
88087	S-20
88101	S-3
88103	S-5
88105	S-17
88109	S-3
88111	S-3

Cat. No.	Page
88113	S-7
88114	S-8
88116	S-5
88400	S-24
88500	S-24
88601	S-13
88602	S-13
89265	Q-76
95080	J-10
95110	J-10
97092	J-20
A0001 to A0007	I-24
A0010	I-24
A0011	I-24
A1221	B-10
A1223	B-10
A15DC	K-39
A15DD	K-39
A15HL	K-39
A20DC	K-39
A20DD	K-39
A20HD	K-39
A20HL	K-39
A20UN	K-39
A2B1L	K-38
A2B3L	K-38
A2D1L	K-38
A2D3L	K-38
A2K3B	K-38
A2KFL	K-38
A3F5F	L-11
A3F5M	L-11
A3M5F	L-11
A3M5M	L-11
A5621	B-23
A5623	B-23
A7003	L-5
A7810-000	M-85
A7810-PS1	M-88
A8332	M-88
A8332-PS1	M-88
A8810-000	M-85
A8810-PS1	M-88
A8812-000	M-85
A8812-001	M-85
A8814	M-88
A8911-000	M-88
A8911-PS1	M-88
AB100	Q-4
AB200	Q-4
AB300	Q-4
AEBC6	O-23
AEHTK	P-28
AEMRK	P-28
AEPC6	O-25
AEPC8	O-23
AEPIS-KIT	O-24
AEPi6	O-23
AEPi8	O-23

Cat. No.	Page
AESS5	P-28
AFRBF	E-15
AFSW1	E-15
AFTR1	E-14
AFTR1-HG	E-15
AFTR2	E-14
AFTR2-HG	E-15
AGRBF	E-16
AGTR1	E-16
AGTR2	E-16
AM120	B-15
AM320	B-15
AP100	H-12
AP60	H-12
APP	K-41
APPLC	Q-68
APPSC	Q-68
APSSC	Q-68
AUXNO	B-29
AWSCT	K-48
AWSMG	K-46
AWSMT	K-46
AWSRT	K-46
AWWCT	K-48
AWWMT	K-46
AWWRT	K-46
AXSJK	Q-2
AXUJK	Q-2
BB16	H-21, H-25
BB32	H-22, H-25
BB63	H-26
BB125	H-26
BBG04	K-25, K-31, M-49
BL000	Q-16
BL186	Q-16
BLWP1	Q-16
BMOSW	M-90
BR15	C-7
BR20	C-7
BWBC1	O-25
BWBC2	O-25
BWBC4	O-25
BWDBF	O-26
BWDBM	O-26
BWDPS	O-26
BWEAR	O-26
BWEM2	O-26
BWGUI	O-26
BWIPS	O-26
BWIRA	O-26
BWIRI	O-26
BWIRL	O-26
BWRMT	O-26
BWRRR	O-26
BWWFA	O-26
BX60	H-5, H-11
BX100	H-5, H-11
BX230	H-4, H-11
C0001	I-24

Cat. No.	Page
C0224-000	P-24, P-30, Q-12
C0224-0CP	P-24, P-30, Q-12
C0225-000	P-24, P-30, Q-12
C1253	Q-29, Q-78, Q-80
C1255	Q-29
C1586	Q-29
C1686	Q-29
C2623	F-10
C2651	F-10
C2653	F-10
C5262	C-11
C5362	C-11
C5914	P-14
C8200	C-19
C8300	C-19
CA060	H-14
CA100	H-14
CA320	H-14
CA343	H-14
CA420	H-14
CA520	H-14
CA530	H-14
CDA01	M-87
CDA02	M-87
CDF04	M-87
CDV01 to CDV04	M-84
CKDNK-10y	M-62, M-65
CKDNK-20y	M-62, M-65
CKDNK-40y	M-62, M-65
CKDNK-80y	M-62, M-65
CKDNK-1Ey	M-62, M-65
CKDNK-2Ey	M-62, M-65
CKDNK-4Ey	M-62, M-65
CKDNK-8Ey	M-62, M-65
COVER	C-72, F-30
CPCAP	N-7
CPCBX	N-7
CPHD1	N-7
CPHD2	N-7
CPHG1	N-7
CPHG2	N-7
CPMBX	N-7
CPMEX	N-7
CR015	C-8
CR015-1P	C-15
CR015-2P	C-15
CR020	C-8
CR020-1P	C-15
CR020-2P	C-15
CR15	C-8
CR20	C-8
CRV50-K62	M-75, M-87
CRV50-K93	M-75, M-87
CRV50-KC2	M-75, M-87
CRV50-LR2	M-84, M-87
CRV50-LR4	M-84, M-87
CS115	B-5
CS120	B-5
CS215	B-5

Cat. No.	Page	Cat. No.	Page	Cat. No.	Page
CS220	B-5	D42P4	K-28	DRID0-C02	M-66
CS315	B-6	D42P8	K-28	DRID0-CB2	M-66
CS320	B-6	D42P9	K-28	DRKDN-C1	M-65
CS415	B-6	D42RL	K-28	DRKDN-C2	M-65
CS420	B-6	D42SQ	K-28	DRKDN-C4	M-65
CS6360C	F-18	D43P9	K-28	DRKDN-C8	M-65
CS6361C	F-18	D6701	Q-15	DS710	K-10
CS6364C	F-18	D6706	Q-15	DSE06	K-10
CS6365C	F-18	D670K	Q-15	DSF01	K-11
CS6369	F-18	D6710	Q-15	DSH06	K-10
CS6370	F-18	D6720	Q-15	DSH08	K-10
CS6375	F-18	D6721	Q-15	DSKIT	K-11
CS6377	F-18	D8200-IG	C-35	DSL06	K-10
CS8164C	F-18	D8300-IG	C-35	DSM10	K-10
CS8165C	F-18	DCMSD	K-36	DSX10	K-10
CS8169	F-18	DCOUT	K-36	DSX12	K-10
CS8175	F-18	DD00R-01	K-13, K-16	DT820	C-35
CS8264C	F-18	DD00R-DLZ	O-3, O-4	DT830	C-35
CS8265C	F-18	DD0SR-1Z	O-3, O-4	DW1KD	O-3
CS8269	F-18	DD0SR-DL	K-13, K-16	DW15P	O-3
CS8275	F-18	DD0SR-DLZ	O-3, O-4	DW15S	O-3
CS8364C	F-18	DD710	K-13	DW3HL	O-3
CS8365C	F-18	DD710-B	K-19	DW6HD	O-3
CS8369	F-18	DDE06	K-20	DZ1KD	O-4, O-5
CS8375	F-18	DDE06-B	K-13	DZ15S	O-4, O-5
CS8464C	F-18	DDF01	K-13	DZ6HD	O-4, O-5
CS8465C	F-18	DDF01-B	K-19	DZPA1	O-4, O-5
CS8469	F-18	DDKIT-00	K-13	DZPD3	O-4, O-5
CS8475	F-18	DDKIT-0S	K-13, K-16	E2X1A	Q-66
CSB1 to CSB4	A-5	DDL06-1	K-13	E2X1F	Q-66, Q-79
CTC08	M-87	DDL06-B	K-13	E2X4F	Q-66
CTC12	M-87	DDMX1-B	K-13	E2XHD	Q-33
CTC16	M-87	DDS15-B	K-13, K-16	E2XHD-4MB	Q-65
CTC30	M-87	DH1KD	O-4	E2XHD-4MP	Q-65
CTC50	M-87	DH15S	O-4	E2XHD-BLK	Q-66
CTD01	M-87	DH6HD	O-4	E2XHD-CMB	Q-54, Q-66, Q-79
CTD02	M-87	DINRK-001	M-66, O-15	E2XHD-COV	Q-66
CTD04	M-87	DINRK-A03	M-66, O-15	E2XHD-JRT	Q-66
CTP-7	L-5	DINRK-A06	M-66, O-15	E2XHD-LBL	Q-66
CTV00	M-75	DL1KD 1BZ	O-7	E2XLC	Q-65
CTV01	M-75, M-84, M-87	DL15A-1BW	O-7	EDSR	B-30
CTV02	M-75, M-84, M-87	DL15S-1BZ	O-7	EN928	O-26
CTV04	M-75, M-84, M-87	DL3HL-1BW	O-7	ENHAI	L-7
CTV08	M-75, M-84, M-87	DL6HD-1BZ	O-7	ENHBI	L-7
CTV5X-WA4	M-84, M-87	DLDNK-01	M-46	ENHBW	L-7
D32CK	K-31	DLDNK-02	M-46	EVHOL	N-10
D4DMX	L-12	DLDNK-04	M-46	EVPED	N-10
D4006	K-27	DLDNK-08	M-46	EVP30	N-10
D4200	K-27	DMX3P	L-11	EVP30-R25	N-9
D4206	K-27	DMX5P	L-11	EVP40	N-10
D42AV	K-31	DMXSM	L-9	EVR30	N-8, N-10
D42CL	K-31	DNPLG	B-29	EVR40	N-8, N-10
D42CS	K-29	DNRAL	Q-60	EVRFI	N-9
D42ET	K-28	DPGRD	Q-60	FBBOX	C-26
D42IR	K-31, K-36	DR15S	C-30	FBC1F	C-26
D42LI	K-28	DRC00-0L0	M-66	FBC1S	C-26
D42LO	K-28	DRCDD-0L0	M-66	FBC1X	C-26
D42MO	K-28	DRD07-ED0	M-66	FBC2F	C-26
D42P1	K-28	DRDDP-A40	M-66	FBDIV	C-26

Cat. No.	Page
FBLEV	C-26
FBRDT	C-26
FBRPW	C-26
FBYAD	C-26
FDBX1	C70, F-28
FDBX2	C70, F-28
FDBX3	C70, F-28
FDSS	C-71, F-29
FME2XHD	Q-65
FR1TH	L-26
FR2TH	L-26
FSSSD	Q-64
FSSSL	Q-64
FTH00	P-10
G5262-T	E-6
G5262-W	E-6
G5262-WT	E-6
G5362-2TN	E-6
G5362-T	E-7
G5362-W	E-6
G5362-WT	E-6
GFA15	E-18, I-37
GFA20	E-18, I-37
GFM15	E-18, I-38
GFM20	E-18, I-38
GFNL1	D-6, E-4
GFNL1-HG	D-6, E-8
GFNL2	D-6, E-4
GFNL2-HG	D-6, E-8
GFNT1	E-4
GFNT1-DIN	E-9
GFNT1-F	E-9
GFNT1-HF	E-9
GFNT1-HG	E-8
GFNT2	E-4
GFNT2-DIN	E-9
GFNT2-F	E-9
GFNT2-HF	E-9
GFNT2-HG	E-8
GFPL1-PL	D-6, E-7
GFPL2-PL	D-6, E-7
GFRBF	E-4
GFSW1	D-6, E-4
GFTA1	E-4
GFTA2	E-4
GFTR1	E-4
GFTR1-3L	E-7
GFTR1-5L	E-7
GFTR1-F	E-9
GFTR1-HF	E-9
GFTR1-HG	E-8
GFTR1-IG	E-6
GFTR2	E-4
GFTR2-3L	E-7
GFTR2-5L	E-7
GFTR2-F	E-9
GFTR2-HF	E-9
GFTR2-HG	E-8
GFTR2-IG	E-6

Cat. No.	Page
GFWR1	E-4
GFWR2	E-4
GFWT1	E-4
GFWT1-HG	E-8
GFWT2	E-4
GFWT2-HG	E-8
GROMT	H-15
HB011-BD	M-18
HB011-PD	M-18
HBE11	M-18
HDXAD	Q-60
HKSWP	O-13
HNDLE	B-29
HONEK	L-29
HONMK	L-29
HONSK	L-29
HUB	H-13
HUB-34	B-29
HUB-100	B-29
HUB-112	B-29
HUB-114	B-29
HUB-200	B-29
ICONS	Q-2
IEC40	L-21
IEC43	L-21
IECM0	L-21
IED13	L-21
IED15	L-21
IED18	L-21
IED23	L-21
IED43	L-21
IEQ48	L-20
IER24	L-20
IER48	L-20
IER96	L-20
INS23	C-64, F-5
IP710	K-8
IPDKT	K-19, M-4
IPE04	K-8
IPF01	K-8
IPF05	K-8
IPHS5	K-19, M-4
IP10	K-8
IPKIT	K-9
IPL06	K-8
IPM06	K-8
IPM10	K-8
IPQFK	K-9
IPS02	K-18, M-3
IPS05	K-18, M-3
IPS06	K-18, M-3
IPS15	K-18, M-3
IPSD6	K-18, M-3
IPV02	K-18, M-3
IPV05	K-18, M-3
IPV0R	K-18, M-3
IPV15	K-18, M-3
IPVD6	K-18, M-3
IPX06	K-8

Cat. No.	Page
IPX10	K-8
IPX12	K-8
IUM1H	S-27
IUM1H-KBG	S-28
IUM1H-KRG	S-28
IUM1V	S-27
IUM1V-KBG	S-28
IUM2V	S-27
IUMV1-KRG	S-28
KB010	K-33
KB020 to KB024	K-34
KB031	K-34
KB032	K-34
KB050 to KB052	K-34
KB100 to KB102	K-34
KB151	K-34
KB152	K-34
KCLCM	K-36
KIFC1 to KIFC3	K-36
KLCDO	K-33
KLCDP	K-33
KLCK1	K-36
KRS	I-42
KUS	I-42
L5262	C-11
L5362	C-11
L5JAW	A-8
L7278 to L7287	I-35
L7501 to L7509	T-16
L7511	T-16
L7521 to L7528	T-16
L7532 to L7539	T-16
L7541 to L7546	T-16
L7551	T-16
L7552 to L7559	T-17
L7561 to L7563	T-17
L7565	T-17
L7566	T-17
L7567 to L7569	T-17
L7573	T-17
L7574	T-17
L7582 to L7588	T-17
L7592	T-17
L7597	T-17
L7601 to L7605	T-16
L7612	T-16
L7700	T-19
L7701 to L7709	T-18
L7711 to L7719	T-19
L7721 to L7729	T-19
L7730 to L7734	T-19
L7736	T-19
L7737	T-19
L7739	T-19
L7742 to L7748	T-19
L7750 to L7752	T-19
L7754	T-19
L7755	T-19
L7760	T-19

Cat. No.	Page
L7761	T-18
L7763	T-18
L7764	T-18
L7765	T-19
L7767 to L7769	T-19
L7770	T-19
L7772	T-19
L7778	T-19
L7782	T-19
L7784	T-19
L7785	T-19
L7789	T-19
L7791	T-19
L7802 to L7804	T-18
L7805 to L7808	T-19
L7822	T-18
L7826	T-18
L7827	T-18
L7831	T-19
L7833	T-19
L7834	T-19
L7836	T-19
L7902 to L7905	H-15, T-20
L7906 to L7908	T-20
L7911	T-20
L7912	T-20
L7916 to L7919	T-20
L7921	T-20
L7922	T-20
L7924	T-20
L7931	T-20
L7932	T-20
L7939	T-20
L7951	T-20
L7953	T-20
L7954	T-20
L7962	T-20
L7965	T-20
L7967 to L7972	T-20
L7981 to L7987	T-27
L7990	T-20
L7997	T-27
L7998	T-27
L8001 to L8006	T-20
L8011	T-19
L8500 to L8505	T-8
L8510 to L8519	T-8
L8523 to L8529	T-9
L8530 to L8532	T-9
L8540	T-9
L8541 to L8546	T-10
L8550 to L8559	T-10
L8560 to L8569	T-10
L8573 to L8577	T-10
L8581 to L8589	T-11
L8592	T-11
L8600 to L8609	T-11
L8611 to L8614	T-11
L8621 to L8632	T-12

Cat. No.	Page
L8641 to L8647	T-12
L8660 to L8665	T-13
L8671 to L8679	T-14
L8681 to L8686	T-14
L8691 to L8699	T-15
L8703 to L8707	T-15
L8711 to L8719	T-15
L8721	T-15
L8722	T-15
L8801 to L8806	T-9
L8807 to L8809	T-28
L8811 to L8819	T-28
L8821 to L8829	T-28
L9501 to L9509	T-22
L9511 to L9519	T-22
L9521 to L9526	T-22
L9531 to L9536	T-22
L9537 to L9539	T-23
L9542	T-23
L9551 to L9559	T-23
L9571 to L9579	T-24
L9581 to L9589	T-24
L9591 to L9596	T-24
L9601 to L9609	T-24
L9612	T-24
L9621 to L9625	T-25
L9631 to L9639	T-26
L9641	T-26
L9642	T-26
L9651 to L9659	T-26
L9661	T-26
L9662	T-26
L9671 to L9679	T-26
L9681	T-26
L9682	T-26
L9688	T-27
L9689	T-27
L9691 to L9698	T-27
L9701 to L9704	T-23
L9711 to L9719	T-23
L9722 to L9725	T-25
L9731 to L9739	T-25
LAEAW	O-24
LAE5I	O-22
LAE5S	O-24
LAE6C	O-22
LAE6D	O-22
LAE6I	O-22
LAE8C	O-22
LAE8I	O-22
LAESB	O-24
LAESW	O-24
LB115 to LB290	A-6
LB115-AF	A-6
LB115-AS	A-7
LB115-DF	A-6
LB115-DS	A-7
LB115-EP to LB260-EP	A-7
LB115-ES to LB130-ES	A-7

Cat. No.	Page
LB115-GF to LB260-GF	A-6
LB115-GS to LB130-GS	A-6
LB115-S to LB130-S	A-7
LB120-AF	A-6
LB120-AS	A-7
LB120-DF	A-6
LB120-DS	A-7
LB215-ES to LB260-ES	A-7
LB215-GS to LB260-GS	A-6
LB215-S to LB260-S	A-7
LBHPL	A-8
LBKRT	A-8
LCLPT	A-8
LDATA	A-7
LDC20	A-4
LDC30	A-4
LDC42	A-4
LDC66	A-4
LDRLA	A-8
LDRLK	A-8
LDS10-AC	B-28
LDS10-AX	B-28
LDS10-FAX	B-28
LDS30-AC	B-28
LDS30-AX	B-28
LDS30-FAX	B-28
LDS60-AC	B-28
LDS60-AX	B-28
LDS60-FAX	B-28
LED00	L-24
LED08	L-24
LED18	L-24
LED30	L-24
LEDFS	L-25
LGBKT	A-8
LGDMC	A-8
LF145	Q-13
LF10	L-25
LF20	L-25
LF32	L-25
LFPLT	A-8
LHUB1	A-8
LHUB2	A-8
LHUB8	K-36
LI137	Q-13
LI145	Q-13
LI150	Q-13
LITLK	A-8
LJ2P	Q-68
LKOUT-40	S-5
LL630	A-8
LLGND	A-8
LLNLT	A-8
LLPHN	A-8
LM100	A-5
LM125	A-5
LM150	A-5
LM200	A-5
LM225	A-5



Cat. No.	Page
LMHPL	A-8
LNR80	C-75, F-33
LNR86	C-75, F-33
LNR96	C-75, F-33
LNBKT	A-8
LP210-3B	A-4
LP210-MB	A-4
LP212-3B	A-4
LP212-3L	A-4
LP212-MB	A-4
LP212-ML	A-4
LP215-MB	A-4
LP220-MB	A-4
LP310-MB	A-4
LP312-MB	A-4
LP315-3B	A-4
LP315-MC	A-5
LP320-3L	A-4
LP320-MB	A-4
LP320-MC	A-5
LP320-ML	A-4
LP415-MB	A-4
LP420-3B	A-4
LP420-MB	A-4
LP420-MC	A-5
LP422-3B	A-4
LP422-3L	A-4
LP422-MB	A-4
LP422-ML	A-4
LP620-MB	A-4
LP622-IL	A-4
LP622-MB	A-4
LP815-5MC	A-5
LP815-HMC	A-5
LP815-LMC	A-5
LP815-MC	A-5
LP815-RMC	A-5
LP820-5MC	A-5
LP820-HMC	A-5
LP820-LMC	A-5
LP820-MC	A-5
LP820-RMC	A-5
LRING	A-8
LSTIK	A-8
LTB02	K-15
LTB12	K-15
LTB15	K-15
LTB30	K-15
LTB60	K-15
LTBKT	K-15
LTT30	K-15
LTT60	K-15
LTCVR	A-8
LU057	M-47
LU207	M-47
LURDW-00W	O-7
LURMD-00W	O-7
LURPC-00	M-46
LURPC-01	M-46

Cat. No.	Page
LURTL	O-7
LWCYC	L-25
M1201 to M1203	B-15
M1221 to M1223	B-15
M1626	C-49
M1626-1C	C-50
M1626-2S	C-50
M1626-HG	C-52
M1626-IG	C-49
M1626-IL	C-52
M1626-PL	C-52
M1626-SC	C-49
M1636	C-49
M1636-1C	C-50
M1636-2S	C-50
M1636-HG	C-52
M1636-IG	C-49
M1636-IL	C-52
M1636-PL	C-52
M1636-SC	C-49
M3WSW-7ST	B-14
M3WSW-ST	B-14
M5262	C-42
M5262-1C	C-43
M5262-2S	C-43
M5262-IG	C-40
M5262-S	C-40
M5262-SC	C-40
M5262-SG	C-42
M5362	C-42
M5362-1C	C-43
M5362-2S	C-43
M5362-IG	C-40
M5362-S	C-40
M5362-SC	C-40
M5362-SG	C-42
M8200	C-47
M8200-H	C-46
M8200-IG	C-46
M8200-IL	C-47
M8200-PL	C-47
M8200-SG	C-47
M8300	C-47
M8300-H	C-46
M8300-IG	C-46
M8300-IL	C-47
M8300-PL	C-47
M8300-SG	C-47
MAC-3116	K-41
MAC-516	K-41
MD820-IG	C-53
MD830-IG	C-53
MDS1-AC	B-27
MDS1-AX	B-27
MDS3-AC	B-27
MDS3-AX	B-27
MDS6-AC	B-27
MDS6-AX	B-27
MDS8-AC	B-27

Cat. No.	Page
MDS8-AX	B-27
MDS10	K-21, M-6
MDS15	K-21, M-6
MDT82-IG	C-53
MDT83-IG	C-53
MGFN1	E-11
MGFN1-HG	E-12
MGFN2	E-12
MGFN2-HG	E-12
MGFT1	E-11
MGFT1-HG	E-12
MGFT2	E-12
MGFT2-HG	E-12
MIDSR	B-30
MK240	M-78
ML1 to ML3	F-34
MMSMT	M-79
MO240	M-78
MOUNT-LDS	B-29
MRI15	C-47
MRI20	C-47
MRI82	C-21
MRI83	C-21
MS2	C-77
MS302	B-25
MS303	B-25
MS402	B-25
MS403	B-25
MS4X	B-26
MS602	B-25
MS603	B-25
MSPSW-S	B-14, C-38
MSPSW-XSD	M-7
MSPSW-XST	M-7
MSSMT	K-23, M-8
MSTWL	C-38, E-12
MT162	C-49
MT162-1C	C-50
MT162-2	C-50
MT162-HG	C-52
MT162-IG	C-49
MT162-IL	C-52
MT162-SC	C-49
MT163	C-49
MT163-1C	C-50
MT163-2	C-50
MT163-HG	C-52
MT163-IG	C-49
MT163-IL	C-52
MT163-SC	C-49
MT528	G-22
MT538	G-22
MT562-1C	C-43
MT562-2S	C-44
MT562-IG	C-40
MT562-S	C-40
MT562-SC	C-40
MT563-1C	C-43
MT563-2S	C-44

Cat. No.	Page
MT563-IG	C-40
MT563-S	C-40
MT563-SC	C-40
MT728	G-22
MT738	G-22
MT820	C-46
MT820-IG	C-46
MT820-IL	C-47
MT828	G-22
MT830	C-46
MT830-IG	C-46
MT830-IL	C-47
MT838	G-22
MZD20	M-45
MZD30	M-45
N0501	L-11
N1000	L-4
N1302	B-26
N1303	B-26
N138	S-20
N1RKT	L-4
N2404	L-22
N2408	L-22
N3004	L-3
N3008	L-3
N3302	B-26
N3303	B-26
N3602	B-26
N3603	B-26
N36NC	B-27
N5600	L-13
N6000	L-14
N600P	L-14
N7008	L-3
N7016	L-3
N7024	L-3
N751	S-21
N7516	L-4
N7524	L-4
N7532	L-4
N8000	L-15
NDS08-1	L-16
NDS08-2	L-17
NDS12-1	L-16
NDS12-2	L-17
NP0XP	L-10
NPC2D-OFF	L-10
NPC2D-OM	L-10
NPDLR	L-10
O2C04-ID	M-11
O2C05-MD	M-11
O2C05-UD	M-11
O2C10-MD	M-11
O2C10-UD	M-11
O2C15-ID	M-11
O2C20-MD	M-11
O2C20-UD	M-11
O3C10-MD	M-12
O3C15-ID	M-12

Cat. No.	Page
O3C20-MD	M-12
O4C10-MD	M-12
O4C15-ID	M-12
O4C20-MD	M-12
O5C04	M-36
O5C20	M-36
O6C04	M-36
O6C20	M-36
OA5FF	L-13
OA5FM	L-13
OBKND	O-15
ODC04	M-10
ODC05-MD	M-11
ODC05-UD	M-10
ODC10-MD	M-11
ODC10-UD	M-11
ODC15	M-10
ODC20-MD	M-11
ODC20-UD	M-11
ODCOP-00	M-34, M-52
ODCOP-0S	M-63
ODCOP-D0	M-34
ODCOP-S0	M-34
ODC0S-I	M-15
ODCCG	M-15, M-20, M-22, M-23
ODS06	K-21, M-6
ODS10	K-21, M-6
ODS15	K-21, M-6
ODS0D	K-21, M-6
ODSOD	K-21, M-6
ODW12-MD	M-16
ODWHB-ID	M-16
ODWLR-ID	M-16
ODWWV-ID	M-16
ONKND	O-15
OPB15-OD	M-20, M-22, M-23, M-24, M-25, M-31
OPBCA31-00	M-20, M-22, M-23, M-24, M-25, M-31
OPP20-OD	M-29
OPP20-RD	M-29
OSA20-R00	M-30
OSC04-IO	M-23
OSC04-IS	M-63
OSC04-RI	M-23
OSC05-M0	M-20
OSC05-RM	M-20
OSC05-RU	M-22
OSC05-U0	M-22
OSC10-M0	M-20
OSC10-RM	M-20
OSC10-RU	M-22
OSC10-U0	M-22
OSC15-IO	M-23
OSC15-RI	M-23
OSC20-M0	M-20
OSC20-MS	M-63
OSC20-RM	M-20
OSC20-RU	M-22

Cat. No.	Page
OSC20-U0	M-22
OSD10	K-27, M-6
OSF10-IO	M-19
OSF10-IU	M-19
OSF10-PP	M-19
OSF20-IL	M-19
OSF20-IU	M-19
OSFCA-36	M-19
OSFCG	M-19
OSFHD-CA	M-18
OSFHD-CT	M-18
OSFHD-IA	M-18
OSFHD-IT	M-18
OSFHP-I4W	M-18
OSFHP-ILW	M-17
OSFHP-ITW	M-18
OSFHS-IT	M-18
OSFHU-C4	M-17
OSFHU-CT	M-17
OSFHU-I4	M-17
OSFHU-IT	M-17
OSFHW-CT	M-18
OSFLN	M-19
OSFLO	M-19
OSFOA	M-19
OSM3D-DD	M-27
OSM3D-V1	M-27
OSP15-R30	M-30
OSP20-RDH	M-30
OSR05-IC	M-65
OSS10	K-21, M-7
OSS24	K-21, M-7
OSSMD	K-23, M-8
OSSMT-Gx	K-23, M-8
OSSMT-M3	K-23, M-8
OSSMT-MD	K-22, M-8
OSSMT-MQ	K-22, M-8
OSSMT-TM	K-22, M-8
OSSNL	K-21, M-7
OSW12-M0	M-24
OSW12-RM	M-24
OSWCG-PO	M-24, M-25
OSWHB-IO	M-25
OSWHB-RI	M-25
OSWLR-IO	M-25
OSWLR-RI	M-25
OSWWG	K-21, K-23, M-7, M-8
OSWWV-RI	M-25
OSWWW-IO	M-25
P1020 to P1025	Q-85
P1040 to P1047	Q-85
P1070 to P1074	Q-85
P1426	S-19
P22	S-7
P2262	S-19
P326	S-18
P38	S-17
P48	S-18
P8724	L-6

Cat. No.	Page
P8748	L-6
PAR38	L-26
PAR56	L-26
PAR64	L-26
PARML	L-27
PB101	I-42
PB103	I-42
PC100	H-13
PC320	H-13
PC3430	H-13
PC420	H-13
PC520	H-13
PC530	H-13
PC60	H-13
PCATR-000	M-34, M-52
PCC55	O-25
PCCxx	M-29
PCIND-000	M-34, M-52
PCIND-0SV	M-34
PCOUT-000	M-34, M-52
PCOUT-0SV	M-34
PCSKY-000	M-34, M-52
PE100	K-42, L-23
PE200	K-42, L-23
PE300	K-42, L-23
PE400	K-42, L-23
PE500	K-43, L-24
PEAUX-12W	K-42, L-23
PFGE1	C-24
PFGE2	C-24
PFTR1	C-24
PFTR2	C-24
PFQP3	C-24
PFUS1	C-23
PFUS2	C-23
PJ1	S-3
PJ11	S-7
PJ126	S-18
PJ13	S-8
PJ18	S-17
PJ2	S-3
PJ21	S-17
PJ226	S-18
PJ23	S-8
PJ26	P-24, Q-9, S-13
PJ262	P-24, Q-9, S-13
PJ263	S-13
PJ264	S-13
PJ3	S-3
PJ33	S-8
PJ4	S-3
PJ7	Q-20, S-6
PJ8	Q-20, S-5
PJ8-IG	S-5, S-22
PJ8-RE	S-22
PJ82	S-5
PJ82-RE	S-22
PJ826	S-18, S-19
PLG1	H-14

Cat. No.	Page
PLVSW-1L	M-37
PLVSW-2L	M-37
PLVSW-4L	M-37
PS110-1	M-32
PS110-4	M-33
PS110-7	M-32
PS200-1	M-32
PS200-4	M-32
PS200-7	M-32
PSC1	S-21
PSC14	S-21
PSC26	S-21
PSC7	S-21
PSC8	S-21
PSE1	S-21
PSE14	S-21
PSE26	S-21
PSE7	S-21
PSE8	S-21
PST24-I1	K-25, M-49
R0800-000	M-59
R08BD-000	M-51
R08BD-L04	M-51
R08BD-L08	M-51
R08BD-W04	M-52
R08BF-000	M-51
R08BF-208	M-51
R08BF-L08	M-51
R08TC	M-59
R1600-000	M-59
R1616-1CB	M-59
R1616-1DS	M-59
R1616-1TB	M-59
R1616-2CB	M-59
R1616-2TB	M-59
R16TC	M-59
R24BD-000	M-51
R24BD-L16	M-51
R24BD-L24	M-51
R24BD-216	M-51
R24BD-224	M-51
R24BD-W16	M-52
R24BF-000	M-51
R32TC	M-59
R48TC	M-59
R9120	M-90
RA060	H-15
RA100	H-15
RA320	H-15
RA343	H-15
RA420	H-15
RA520	H-15
RA530	H-15
RAC00-2SB	M-52
RAC00-802	M-52
RC-1000WHZB	O-7
RC-2000WHZB	O-7
RC500	O-19
RCD20-102	M-44

Cat. No.	Page
RCD20-C02	M-44
RCD30-101	M-44
RCD30-C01	M-44
RCPLT	O-19
RDGSW	M-36
RDGSW-1CX	M-59
RDGSW-2CX	M-59
RDGSW-4CX	M-59
RDGSW-8CX	M-59
RDGSW-1EX	M-37, M-44
RDGSW-2EX	M-37, M-44
RDGSW-4EX	M-37, M-44
RDGSW-1EY	M-59
RDGSW-2EY	M-59
RDGSW-4EY	M-59
RDGSW-8EY	M-59
RDGSW-1FX	M-37, M-44
RDGSW-2FX	M-37, M-44
RDGSW-4FX	M-37, M-44
RDGSW-1FY	M-59
RDGSW-2FY	M-59
RDGSW-4FY	M-59
RDGSW-8FY	M-59
RDGSW-1KS	M-59
RDL06-10	K-3
RE00R	R-7
RE151 to RE154	R-4
RE634	R-4
RE640	P-22, R-12
REA00	P-22, R-12
REL06	R-7
RELAY-1CB	M-59
RELAY-1DS	M-59
RELAY-1TB	M-59
RELAY-2CB	M-59
RELAY-2PL	M-52
RELAY-2TB	M-59
RELAY-347	M-52
RELAY-BFM	M-59
RELAY-L30	M-52
RER15	R-4
RER20	R-4
REWM1	P-22, R-9
REWM2	P-22, R-9
REWP1 to REWP4	P-22, R-9
RGBAR-008	M-59
RGBAR-016	M-59
RGF15	R-6
RGF20	R-6
RHDU1-001	M-59
RHDU1-300	M-59
RK15X	R-4, R-10
RKAA	R-5
RK634	R-4, R-10
RKDCD	R-7, R-10
RKDMD	R-4, R-7, R-10
RKG15	R-6, R-10
RKG20	R-6, R-10
RKR15	R-4, R-10

Cat. No.	Page
RKR20	R-4, R-10
RLV08-308	M-59
RLV16-316	M-59
RLVSW-1L	M-44
RLVSW-2L	M-44
RLVSW-4L	M-44
RMB81	K-37
RNLO6-10	K-3
RPM00-300	M-59
RPM08-308	M-59
RPM16-316	M-59
RS110	M-33
RS115	B-3
RTDGP	O-7
RTDSS	O-7
RTF01	K-4
RUAA	R-5
S126	S-18
S1000	G-26
S1426	S-19
S214	S-19
S216	H-21
S232	H-22
S277TS	M-83
S2000	G-26
S316	H-21
S332	H-22
S416	H-21
S426	S-19
S432	H-22
S48	S-18
S480V	M-80
S54	S-9
S601 to S604	S-4
S701	S-10
S73	S-6
S746	S-10
S751	S-21
S8120	M-83
S8UTS	M-83
S8UWH	M-83
SAA12	H-15
SAB12	H-15
SAB34	H-15
SAC100	H-15
SAC125	H-15
SAC34	H-15
SAD125	H-15
SBCS0	M-66
SBP00	M-66
SDS00	M-66
SDSP1	M-66
SDSP4	M-66
SEN04	M-66
SGAMP	P-26
SGC65	O-23
SGI65	O-23
SGVCK	P-26
SGVSM	P-26

Cat. No.	Page
SGVST	P-26
SH000-000	M-66
SH000-004	L-30
SH000-020	L-30
SH000-030	L-30
SH000-040	L-30
SH000-400	L-30
SHD00	L-30
SHDIS	L-30
SHH00	M-63
SHXX0	L-30
SIF00	M-66
SIFPD	M-66
SL1	S-3
SL2	S-3
SL3	S-3
SL7	S-6
SL8	S-5
SL13	S-8
SL18	S-17
SL23	S-8
SL26	S-13
SL33	S-8
SL82	S-5
SL126	S-18
SL262	S-13
SL263	S-13
SL701	S-10
SL703	S-10
SL721	S-9
SL723	S-9
SL748	S-10
SLIQD	M-66
SLIQS	M-66
SLJ1	S-3
SLJ2	S-3
SLJ8	S-5
SLJ13	S-8
SLJ23	S-8
SLJ32	S-3
SLJ62	S-13
SLJ82	S-13
SLM00	M-66
SO26	S-13
SO262	S-13
SO263	S-13
SRJ6	Q-25
SRJET	Q-25
SRJPB	Q-25
SS0AV-091	K-25, M-49
SS1	S-3
SS2	S-3
SS3	S-3
SS7	S-6
SS8	S-5
SS13	S-8
SS18	S-17
SS23	S-8
SS26	S-13

Cat. No.	Page
SS33	S-8
SS82	S-5
SS126	S-18
SS262	S-13
SS263	S-13
SS701	S-10
SS703	S-10
SS721	S-9
SS723	S-9
SS748	S-10
SSHUB	B-29, C-71, F-29
SSJ1	S-3
SSJ2	S-3
SSJ3	S-3
SSJ7	S-6
SSJ8	S-5
SSJ11	S-7
SSJ13	S-8
SSJ23	S-8
SSJ26	S-13
SSJ32	S-5
SSJ62-C40	S-13
SSJ82	S-5
SSJ82-C40	S-13
SSJ83	S-5
T1626	C-32
T1636	C-32
T201E	M-79
T47HS	Q-63, Q-64
T5015	C-7
T5020	C-7
T5225	D-3
T5248	C-4
T5250-B	C-7
T5261	C-7
T5262	C-11
T5262-IG	C-13
T5280	G-20
T5320	C-4
T5325	C-29
T5325-S	C-29
T5350-B	C-7
T5361	C-7
T5362	C-11
T5362-IG	C-13
T5380	G-20
T5461	C-13
T5625	D-5
T5630	P-28
T5632	D-9
T5632-HG	D-9
T5633	C-35, D-9
T5633-HG	D-9
T5635	D-9
T5661	C-13
T5820	C-4
T5825	C-29
T5832	D-9
T5832-HG	D-9

Cat. No.	Page
T5833	C-35, D-9
T5833-HG	D-9
T5835	D-9
T5PLS	Q-63, Q-64
T6525	D-7
T6XRB	Q-63
T7280	G-20
T7380	G-20
T80301	S-15
T8200	C-19
T8200-IG	C-20
T8280	G-20
T8300	C-19
T8380	G-20
T95RX	M-79
TAHHR	L-23
TAMDC	L-5
TAMON	L-5
TBL03	K-14
TBR15	C-7
TBR15-S1	C-15
TBR15-S2	C-15
TBR20	C-7
TBR20-S1	C-15
TBR20-S2	C-15
TCR15	C-8
TCR20	C-8
TDR15	C-31
TDR15-2	C-32
TDR15-S1	C-34
TDR15-S2	C-34
TDR20	C-31
TDR20-S1	C-34
TDR20-S2	C-34
TSF01	K-5
TSL06	K-5
TSM10	K-5
TS007-00	K-25, M-49, M-65
TS007-C0	K-25, M-49, M-65
TS007-LC	K-25, M-49, M-65
TS300	K-17, M-9
TS901	O-26
TWR15	C-11
TWR20	C-11
U2LM1	Q-56
U2LM2	Q-56
U2MM2	Q-56
U8LM1	Q-56
UJ2P	Q-68
UPDCL	Q-68
UPDCT	Q-68
UPDLC	Q-68
UPDSC	Q-68
UPDST	Q-68
UPPLC	Q-68
UPPSC	Q-68
UPPST	Q-68
USB4P	D-10
VPT24	K-16

Cat. No.	Page
VPTKT	K-16
VRR15	O-4
W216	H-25
W2125	H-26
W232	H-25
W263	H-26
W3125	H-26
W316	H-25
W332	H-25
W363	H-26
W4125	H-26
W416	H-25
W432	H-25
W463	H-26
W5261	C-12
W5320	C-4
W5361	C-12
W5461	C-12
W5461-T0	C-13
W5661	C-12
W5661-T0	C-13
W5820	C-4
WBR15	C-11
WBR20	C-11
WCRMX-C1T	L-8
WCRMX-x1	L-8
WDR15	C-32
WDR20	C-32
WIRLN	K-31
WM1B	S-28
WM2B	S-28
WM1D	S-27
WM1H	S-27
WM1S	S-27
WM1SC	S-28
WM1V	S-27
WM2S	S-27
WM2V	S-27
WP1	F-6, S-32
WP1D	S-27
WP1S	S-27
WP2	F-9, F-13, F-15, S-32
WP2S	S-27
WP2V	S-27
WP3	F-17 to F-20, S-32
WP4	F-17 to F-20, S-32
WP459	C-72, F-30
WPDN0-1Ex	M-62
WPG04-D00	K-31
WPG04-DRO	K-25, M-49
WSC12-M9N	M-41, O-12
WSD05-9D0	M-41, O-11
WSD20-9D0	M-41, O-11
WSG15	M-41, O-11
WSP20-9D0	M-41, O-11
WSS0S-D9x	M-42, O-12
WSS0S-R0W	M-42, O-12
WSS0S-S9x	M-42, O-12
WSS20-G9N	M-40, O-10

Cat. No.	Page
WSS20-N9N	M-40, O-10
WSSCC-00	M-40, O-11
WSTLT9D0	M-42, O-13
WSWDR-H9W	M-41, O-12
WS402	B-26
WTD15	C-32
WTD20	C-32
WTCVD	C-72, F-30
WTCVS	C-72, F-30
YBM07-001	M-85
Z1000	Q-83
ZL00J-D0	M-62
ZL00J-T0	M-62
ZL027-0E	M-62
ZL027-DL	M-62
ZL027-NO	M-62
ZLAEX-012	M-62
ZLAEX-018	M-62
ZLAEX-024	M-62
ZLAEX-030	M-62
ZLAEX-H18	M-62
ZLAEX-H48	M-62
ZLAEX-H96	M-62
ZLDNK-01	M-62
ZLDNK-02	M-62
ZLDNK-04	M-62
ZLDNK-08	M-62
ZMDSW-xx	M-52
ZS057-30	M-46
ZS057-D0	M-46
ZS10S-D0	M-46
ZSC04-INW	O-7
ZSC04-IxW	M-46
ZSC15-INW	O-7
ZSD07-ADZ	O-7
ZSS10-G0Z	O-7
ZSS10-N0Z	O-7

## Brand Listing/Electronic Resources



a-2000® .....	V-2	northStar™ .....	V-5
Atlas-X1™ .....	V-2	Opt-X® .....	V-5
black & white® .....	V-2	powerswitch® .....	V-5
Cone of Silence® .....	V-2	provolt™ .....	V-5
decora® .....	V-2	python® .....	V-5
decora digital™ .....	V-2	QuickPack® .....	V-5
decora plus™ .....	V-2	quickplate® .....	V-5
decora smart™ .....	V-2	QuickPort® .....	V-5
dimensions® .....	V-2	renoir™ II .....	V-6
DuraPort® .....	V-3	renu® .....	V-6
dustguard® .....	V-3	rhino-hide® .....	V-6
evr-green® .....	V-3	sector® .....	V-6
excella® .....	V-3	smartlockpro® .....	V-6
eXtreme® .....	V-3	Spec-Grade Sound® .....	V-6
ez-MAX® .....	V-3	Structured Media® .....	V-6
FastCAM® .....	V-3	suerslide® .....	V-6
Fast-Cure® .....	V-3	toggetouch® .....	V-6
GigaMax® .....	V-3	trimatron® .....	V-7
greenMAX® .....	V-4	true touch® .....	V-7
hi-fi™ .....	V-4	Versi-Duct® .....	V-7
HOME 5e® .....	V-4	verifEye™ .....	V-7
illumatech® .....	V-4	VertiGO® .....	V-7
iSeries™ .....	V-4	V-0-MAX® .....	V-7
lev-lok® .....	V-4	wetguard® .....	V-7
levNet RF™ .....	V-4	Electronic Resources .....	V-8
lumina™ .....	V-4		





Brand	Description	Section(s)
<b>a-2000®</b>	The a-2000® series of modular dimming cabinets combines theatrical-grade performance with the ability to dim a variety of architectural-type loads. It is the ideal solution for spaces requiring a single dimming source with a wide range of loads.	(K) Lighting & Fan Speed Controls
<b>Atlas-X1™</b>	Atlas-X1™, our premium category-rated system, delivers the highest level of verified performance and reliability, offers tool-free termination for simplified installations, and is easily scalable for migrations up to 40GBASE-T. Atlas-X1™ is ideal for deployment in all types of mission-critical networks.	(Q) Network Infrastructure Solutions
<b>black &amp; white®</b>	Our signature Black & White® line of industrial grade plugs, connectors, flanged inlets and outlets offer superior performance, long-lasting reliability and features that are backed by a lifetime warranty. Available in NEMA and non-NEMA configurations, there's a connection for every application.	(C) Straight Blade Devices (F) Locking Devices
<b>Cone of Silence®</b>	Available with eXtreme® Cat 6A QuickPort® Connectors, the patented injection-molded Cone of Silence® covers to eliminate alien crosstalk (AXT) from adjacent connectors.	(Q) Network Infrastructure Solutions
<b>decora®</b>	Good design stands the test of time and our hallmark Decora® brand is no exception. From the first Decora® switch introduced in 1972 to a full collection of products today, Decora® has set the industry standard for style and performance. Decora® devices from switches, outlets and dimmers to USB Charger Devices, timers and sensors add contemporary elegance and a finishing touch to any room in the home.	(B) Switches & Motor Controls (C) Straight Blade Devices (D) Combination Devices (K) Lighting & Fan Speed Controls (M) Energy Management (P) Connected Home (Q) Network Infrastructure Solutions (S) Wallplates & Covers
<b>decora digital™</b>	Bridging the gap between traditional dimmers and whole-house automation systems, Decora Digital™ Controls with Bluetooth® technology provide local control within a 30-foot range without the need of a hub, gateway or internet connection.	(K) Lighting & Fan Speed Controls
<b>decora plus™</b>	Decora Plus™ devices combine the same designer styling of our Decora® series devices with a ruggedized platform required in commercial and industrial applications.	(B) Switches & Motor Controls (C) Straight Blade Devices (S) Wallplates & Covers
<b>decora smart™</b>	Decora Smart™ is the over-arching brand name for our award-winning smart home products including dimmers, switches, and plug-in outlets. The Decora Smart™ brand has several technology options including Z-Wave, Wi-Fi and HomeKit. Z-Wave attaches to hubs and smart security systems. Wi-Fi offers stand-alone remote access and scheduling, but can also be optionally attached to Alexa, Google Home, Nest and more. HomeKit works within the Apple Home app and the HomeKit Eco-system.	(O) Home and Business Automation
<b>dimensions®</b>	Leviton's Dimensions® line of lighting controls includes scalable products for every need from stand alone systems through complete network environments. The D4000 system combines ease of operation, configuration, and installation, with a wide range of entry stations and accessories to provide a powerful and flexible lighting control solution. The D8000 with distributed processing and network topology brings the power, flexibility and reliability of networked computing to the lighting realm. A complete Dimensions® D8000 system may include LCD, pushbutton and slider stations, theatrical lighting consoles, dimming racks, relay cabinets, photocells and occupancy sensors.	(K) Lighting & Fan Speed Controls

Continued on next page

Continued from previous page

Brand	Description	Section(s)
<b>DuraPort®</b>	DuraPort® Industrial Connectivity safeguards your network in severe conditions. IP67-rated DuraPort® resists moisture, dust, corrosion, acids, detergents, oils, and vibration, and is available in a variety of configurations and performance ratings.	<b>(Q) Network Infrastructure Solutions</b>
<b>dustguard®</b>	Dustguard® plugs and connectors feature resistance to the damaging effects of dirt, dust, metal filings and other airborne particulate matter that can seriously degrade electrical performance.	<b>(C) Straight Blade Devices (F) Locking Devices</b>
<b>evr-green®</b>	The Evr-Green® line of electric vehicle supply equipment (EVSE) — also referred to as electric vehicle charging stations — consists of a variety of portable, residential and commercial use equipment. Designed with unparalleled safety features, this suite of products offers plug-in electric vehicle charging solutions for most any application.	<b>(N) Electric Vehicle Supply Equipment</b>
<b>excella®</b>	For voice and data applications outside of North America, Excella® Series wallplates offer the convenience and flexibility of QuickPort® connectivity for British Standard electrical boxes. Excella® QuickPort® wallplates are compatible with all Leviton QuickPort® connectors: choose from category-rated UTP, shielded, A/V, or fiber connectors. Wallplates are available in 1-, 2-, and 4-port flat as well as 1- and 2-port angled designs. Connectors sold separately.	<b>(Q) Network Infrastructure Solutions</b>
<b>eXtreme®</b>	Leviton's eXtreme® CAT 6A component-rated system delivers industry-leading performance for today's high bandwidth applications. Our connectors, patch panels, and patch cords have each been independently tested and verified by Intertek (ETL) to meet or exceed TIA 568-C.2 component performance. When combined with approved horizontal cable, this ensures greater permanent link and channel margins to support 10GBASE-T networks up to 500 MHz. Today's data centers require this exceptional performance for their critical short link applications.	<b>(Q) Network Infrastructure Solutions</b>
<b>ez-MAX®</b>	EZ-MAX® Plus relay lighting control panels combine power and performance in a compact and cost-effective 4/8-circuit and 16/24-circuit models. EZ-MAX® Plus is the ideal solution for smaller, stand-alone applications that do not require the field configuration or advanced networking features of larger panels.	<b>(M) Energy Management</b>
<b>FastCAM®</b>	FastCAM® pre-polished connectors provide precision mechanical termination of single-mode or multimode fiber. No proprietary tools, no epoxy and no time-consuming hand polishing required.	<b>(Q) Network Infrastructure Solutions</b>
<b>Fast-Cure®</b>	Leviton epoxy Fast-Cure® Connectors, available in LC, SC, and ST styles, are reliable, cost-effective fiber optic connectors with quick, adhesive termination. Connectors feature precision pre-radiused zirconia ferrules, high cable retention crimp, and patented non-optical disconnect spacer design. Available in multimode or singlemode versions.	<b>(Q) Network Infrastructure Solutions</b>
<b>GigaMax®</b>	GigaMax® systems, comprised of CAT 5e connectors, patch panels and cords, are some of Leviton's most popular copper systems. Each system component adds exclusive performance-enhancing features and comes in numerous models to meet any application need. Both GigaMax® 5e+ & 5e UTP Systems offer 1000BASE-T performance for high-bandwidth applications and are known for their user-friendly features and long-term integrity.	<b>(Q) Network Infrastructure Solutions</b>

Continued on next page

Continued from previous page

Brand	Description	Section(s)
greenMAX®	GreenMAX® Relay Control Panels are built by the industry, for the industry. The GreenMAX® system provides maximum protection with the industry leading Short Circuit Current Rating and features a modular design for total installation flexibility and labor savings. Relay options include integrated dimming, daylight harvesting and smart metering capabilities for integrated lighting control. Designed for the contractor, specifier and end user, the GreenMAX® system offers the smart choice for performance, reliability, flexibility and energy savings of any relay control available.	(M) Energy Management
hi-fi™	The revolutionary Hi-Fi™ 2 distributed audio systems mount in a structured wiring enclosure for a clean, built-in installation using in-wall and in-ceiling speakers. The systems are available in different configurations, perfect for condos, homes, and light commercial. Plug into sources you already own, or use Bluetooth to stream music from a handheld device throughout the property. Utilize the free iOS app to control audio in every room, or tie the Hi-Fi™ 2 into a Leviton automation system for automation based audio controls.	(O) Home and Business Automation
HOME 5e®	High-Flex HOME 5e® Patch Cords provide patching for data applications in Structured Media® Centers. The patch cords offer high-density patching and deliver 100 Mhz bandwidth performance.	(P) Connected Home
illumatech®	IllumaTech® Slide and Rotary Controls feature traditional styling with state-of-the-art lighting controls for seamless dimming and enhanced ambiance.	(K) Lighting & Fan Speed Controls
iSeries™	The iSeries™ from Leviton provides intelligent, self-regulating dimmer modules that distribute control electronics throughout the rack with advanced functions for feedback.	(L) Entertainment Lighting
lev-lok®	Leviton's revolutionary Lev-Lok® Modular Wiring Device System significantly reduces the installation time of switches and receptacles as compared to conventional wiring methods. The Lev-Lok® family of devices includes switches, receptacles, occupancy sensors, GFCLs and surge protective devices.	(B) Switches & Motor Controls (C) Straight Blade Devices (E) GFCLs and AFCIs
levNet RF™	LevNet RF™ is Leviton's easy-to-install, wireless Energy Harvesting solution. Using wireless and energy harvesting technologies developed and licensed from EnOcean, LevNet RF™ solutions are maintenance-free; saving ongoing labor and material costs while reducing energy use. Wireless and energy harvesting technology means no new wiring, external power or batteries are required.	(M) Energy Management (O) Security and Automation
lumina™	The Lumina™ energy management automation systems make homes or work facilities more energy efficient, saving energy in each major category of consumption. The primary focus is to save money with sophisticated lighting and temperature control. Based on schedule or event, automate systems including, HVAC, lighting, irrigation, ventilation, pumps, fountains, window coverings, and more. Turn off lights, fans, water heaters, and pool pumps when the property is unoccupied.	(O) Home and Business Automation

Continued on next page

Continued from previous page

Brand	Description	Section(s)
northStar™	The Leviton NorthStar™ Outdoor Lighting Control System delivers a 0-10V, wireless, code-compliant solution designed to meet the unique needs to illuminated outdoor environments. The NorthStar™ system uses a robust, self-healing mesh network for multi-point control of outdoor lighting and is suitable for LED, switching and 0-10V dimming load types. Use the Leviton Provisioning App for provisioning and commissioning in just three easy steps.	(M) Energy Management
Opt-X®	The Opt-X® selection of fiber enclosures, adapter plates, MTP cassettes, cable assemblies, and accessories has fiber connection and storage options for any project need. It includes rack- and wall-mount enclosure options and designs for both economical and high-end applications, with the option to build your own customized product. Opt-X® products simplify cable routing and organization and make for faster installations with pre-terminated systems.	(Q) Network Infrastructure Solutions
powerswitch®	Powerswitch® industrial switches and motor controls are designed for the most extreme environments. We know how important it is to ensure safe and reliable electrical performance that will decrease downtime, while providing protection from washdown and corrosion to keep your facility running smoothly.	(B) Switches & Motor Controls
provolt™	The Leviton Provolt™ Series combine line voltage occupancy sensor, power pack and photocell technology into a simple, self-contained energy management solution in one. An integrated photocell provides true Daylight Harvesting applications delivering savings on labor, time and materials.	(M) Energy Management
python®	The Python® line of hinged plugs and connectors were designed for quick assembly, durability and economy. Available in both industrial and hospital grades, OEMs and contractors alike will appreciate the ease of assembly without sacrificing quality and performance.	(C) Straight Blade Devices
QuickPack®	Contractor-friendly QuickPack® bulk packages with eXtreme and GigaMax connectors are available in packages of 25 and 150. The 150-pack includes a JackRapid Punchdown Tool.	(Q) Network Infrastructure Solutions
QuickPlate®	QuickPlate® wallplates are designed to distribute data, phone and TV connections. They facilitate a variety of connectivity solutions for both residential and office applications. This unique preassembled wallplate design provides quick and easy installation.	(Q) Network Infrastructure Solutions
QuickPort®	The QuickPort® system, Leviton's exclusive set of patch panels, connectors, wallplates, and surface-mount boxes, allows you to create the perfect mix of voice, data, video and audio. The QuickPort® family of connectors is compatible in any QuickPort® housing. This simple solution is ideal for any environment that has frequent moves, adds, and changes.	(C) Straight Blade Devices (Q) Network Infrastructure Solutions (P) Connected Home

Continued on next page

Continued from previous page

Brand	Description	Section(s)
renoir™ II	Unparalleled performance and elegant aesthetics make Renoir™ II a highly functional, yet elegant solution for architectural dimming control. Choose from Preset Slide with Thin Heat Sink, Preset Slide with Standard Heat Sink, or Rotary with Standard Heat Sink. Use metal finishes and standard Leviton colors to mix and match your own distinctive look.	(K) Lighting & Fan Speed Controls
renu®	Renu® is the smart new way to update the look of a room in a snap, now and later. The Renu® collection includes switches, dimmers and outlets with faces you can update yourself whenever you're ready for a new look. Available in 20 popular paint colors, Renu® products can blend in or contrast with a room's walls or trim. Renu® turns the electrical device into a decorative, easy to change accessory.	(R) Renu (P) Connected Home
rhino-hide®	The Rhino-Hide® family of connectors are designed for use in the most rugged environments. From single pole connectors used for high amperage power distribution; to ruggedized NEMA configured wiring, you'll find a Rhino-Hide® connection device suitable for your needs.	(C) Straight Blade Devices (I) Temporary Power
sector®	Leviton's Sector® Intelligent Ballast and Lighting Control System combines several energy saving technologies — occupancy sensing, daylight harvesting and dimming — into one conveniently integrated system. This topology free system is one of the easiest to install. The Sector® family of products provides a scalable solution that offers maximum flexibility and maximum coverage in any application.	(M) Energy Management
smartlockpro®	SmartlockPro® brand offers a wide variety of AFCI's and GFCIs. SmartlockPro® Outlet Branch Circuit (OBC) AFCIs offer advanced technology to help protect against electrical fires resulting from arc-faults. All SmartlockPro® GFCIs are built with a patented reset lockout feature that blocks the Reset button if GFCI protection has been compromised.	(D) Combination Devices (E) GFCIs and AFCIs
spec-Grade Sound®	When the specs call for quality sound, rely on Leviton's award-winning Spec-Grade Sound® indoor and outdoor speakers for technical innovation and value.	(P) Connected Home
Structured Media®	Leviton Structured Media® enclosures provide a convenient termination location for wiring home runs from wall outlets, creating a distribution point for voice, data, audio, and video applications.	(P) Connected Home
suerslide®	Leviton's SureSlide® Decora® dimmers feature elegant styling that coordinates perfectly with the entire line of Decora® designer products. SureSlide® dimmers offer easy, precise slide control of lighting levels.	(K) Lighting & Fan Speed Controls
toggletouch®	Leviton's ToggleTouch® dimmers offer Toggle-switch simplicity and intuitiveness, with digital dimmer elegance and control all wrapped in a clean, classic aesthetic that blends with any décor. Updated features include a color-matched touch plate.	(K) Lighting & Fan Speed Controls

Continued on next page

Continued from previous page

Brand	Description	Section(s)
<b>trimatron™</b>	Leviton's Trimatron™ fan speed controls provide intuitive, full-range rotary control of ceiling fans-quietly.	<b>(K) Lighting &amp; Fan Speed Controls</b>
<b>true touch®</b>	Providing the most advanced touch-technology, Leviton's True Touch® dimmers provide full-range dimming with the touch of a finger, as well as one touch for ON at preset, again for OFF, and touch and hold to dim and brighten.	<b>(K) Lighting &amp; Fan Speed Controls</b>
<b>Versi-Duct®</b>	The Leviton Versi-Duct® system is a versatile cable management solution for copper and fiber installations. The innovative system fits on any standard equipment rack, and accessories enable a wide range of cable management configurations.	<b>(Q) Network Infrastructure Solutions</b>
<b>verifEye™</b>	VerifEye™ delivers comprehensive submetering solutions for complete energy monitoring, measurement and management. The VerifEye™ portfolio includes a broad line of submeters, communication products, and software solutions for cost effective scalability and key integration as the building blocks for any energy management program.	<b>(M) Energy Management</b>
<b>VertiGO®</b>	Leviton's patented VertiGO® Zero-U Patch Panels offer unprecedented versatility for a wide range of installations. VertiGO® can share mounting hardware with servers or other existing equipment, and where traditional cabinet space is lacking, VertiGO® can be mounted to a ladder tray, wire basket, directly to the wall, under a raised floor, or even onto modular furniture.	<b>(Q) Network Infrastructure Solutions</b>
<b>V-0-Max®</b>	V-0-MAX® Industrial Grade Single Locking Receptacles are engineered for maximum performance with a UL 94 V-0 Flammability Rating. They provide for safe and uninterrupted operation of electrical equipment in demanding industrial, institutional and heavy duty commercial applications.	<b>(F) Locking Devices</b>
<b>wetguard®</b>	Our complete collection of Wetguard® watertight wiring devices consists of plugs, connectors, inlets, outlets and FD boxes for use in demanding industrial locations. These devices are engineered to withstand abuse in indoor and outdoor wet and corrosive environments.	<b>(C) Straight Blade Devices (F) Locking Devices</b>





## Mobile Apps

Stay Connected to the Latest Solutions, Products, Codes and More. Visit [leviton.com/apps](http://leviton.com/apps) for download links to all our latest apps. Free for iPad, iPhone, Android and More.



### Leviton 2 Go

The comprehensive new Leviton app allows you to search over 25,000 Leviton products, and also features a competitor cross reference tool, downloadable PDF's, instant live Leviton news notifications and more.



### 2015 IECC

2015 IECC provides the minimum requirements for energy-efficient design of most buildings. IECC standards define the minimum energy efficiency requirements for new construction, as well as new systems installed in existing buildings.



### Industrial Wiring Device Selector App

Quickly identify the commercial, hospital or industrial grade device you need by filtering through specific attribute criteria or configuration diagrams. This tool allows users to search through NEMA and Non-NEMA Locking, Straight Blade and IEC 60309 Pin and Sleeve categories for specifications, PDFs and related products.



### Leviton Library

This great new literature app is the smart choice for mobile access to our catalogs, brochures, vertical literature, new product bulletins, line-cards, and more.



### Title 24

This critical regional app simplifies California Title24 2013 code requirements and organizes the information making it easily accessible and readily available on your smartphone or tablet.



### ASHRAE 90.1

This tool simplifies ASHRAE Standard 90.1 2010 lighting control requirements for new and retrofit projects. Search by application, article language and recommended Leviton solutions. View diagrams and summaries of the requirements met for recommended solutions. Examples of common applications include classrooms, offices, warehouses and retail spaces.



### 2014 and 2017 Captain Code

The best solution for staying current on the NEC® is the New Leviton Captain Code app. This important electrical contractor information tool is searchable by market, product, or article. The app allows you to quickly identify and review code changes as it draws from three perspectives to provide clear and comprehensive code data.



- Actual NEC text extracted directly from the NFPA 70 document
- Clear Analysis from the Code experts at the International Association of Electrical Inspectors® (IAEI®). Their analysis simplifies complicated passages and enables better understanding.
- Manufacturers input (Leviton) to further explain Code intent and identify specific solutions for compliance.







Leviton Manufacturing Co., Inc.  
201 North Service Road, Melville, NY 11747-3138  
Telephone: 1-800-323-8920  
Fax: 1-800-832-9538  
Tech Line: (8:30AM-7:00PM E.T. Monday-Friday) 1-800-824-3005

Leviton Manufacturing of Canada, Ltd.  
165 Hymus Boulevard, Pointe Claire, Quebec H9R 1E9  
Telephone: 1-800-469-7890  
Fax: 1-800-563-1853

Leviton S. de R.L. de C.V.  
Lago Tana No. 43, Col. Huichapan, Del. M. Hidalgo,  
Ciudad de México, CP 11290 México.  
Telephone: +52 (55) 5082-1040

Visit our website at [www.leviton.com](http://www.leviton.com)  
Go to [leviton.com/apps](http://leviton.com/apps) to download our latest apps.

**Distributor:**



Phone: 407-857-8770  
Fax: 407-857-8771  
Email: [sales@techni-lux.com](mailto:sales@techni-lux.com)