



specialty

LAMP CATALOG 2004/2005





Introduction SPECIALTY

Introduction

This catalog lists and provides essential technical data for available General Electric lamps that are used in lighting for specialty markets worldwide including Stage/Studio/TV, Projection/Photo, Sealed Beams, Fluorescent, Incandescent and Discharge Lamps optimized for specific applications. Applications can be severe service (cold, vibration, accessibility), architectural (color, black light), industrial (appliances, germicidal, safety, low voltage, infrared/heat), transportation (aircraft, railroad, marine), and infrastructure (airport, emergency building lighting, traffic signal, sign).

Lamp listings are grouped into market/application sections, each containing a "family" of lamps by application or commonalities (such as base, shape, spectral distribution, color temperature), to assist in selection or interchange.

Ordering Lamps

To order lamps use the GE Order Code, Description and Case Quantity columns. If a lamp is colored **BLUE** it is stocked in Europe, **GREEN** is Europe and North America, **BLACK** is North America only. Otherwise procurement must be through an international distributor or your GE sales representative. North America, European and International sales offices are in the appendix.

Other GE Publications

All the lamps in this Specialty Catalog come from other GE catalogs/websites. These catalogs and websites contain data for other lamps that may be of interest:

In North America:

- Lamp Products Catalog (PC 25265)
- Miniature/Sealed Beam Catalog (PC 20699)
- Stage and Studio SHOWBIZ (PC23766)
- www.GELighting.com
- or 1-800-GELAMPS

In Europe:

- GE Consumer and Industrial Lighting Lamp Catalogue-Spectrum
- SHOWBIZ® (ENTCAT 02/2003)

Lamp Index

There is a sorted (numeric/alphabetic) index by description with ANSI/LIF code, if available, which provides page number. The TABLE OF CONTENTS can assist in located lamps of specific interest by market.

Footnotes

Throughout the lamp tables, the footnote column contains important information and safety notes. The footnotes and safety notices appear in the appendix, page 94.



Section 1 - Stage and Studio		Section 5 - Specialty Incandescent	
Quartzline® Halogen		Appliance and Indicators	51
Single-Ended by Base	15	Lumaline	52
Double-Ended by C-8 and CC-8 Coil	20	Rough Service	52
HID CSR Single-Ended Cold Start	22	Extended Service	53
Single-Ended Short Arc	22	High Wattage	54
Single-Ended Hot Restrike	23	Low Voltage General Lighting Service	54
Double-Ended Hot Restrike	23	Swimming Pool	55
HID ConstantColor® CMH®	24	Pet Lamps	55
HID CSI/CID/MVR/SPL	25	Section 6 - CovRguard® Lamps	
Cinema Fluorescent – Linear and Biax®	26	Incandescent	57
Halogen and HID Sealed Beams	28	Fluorescent	58
Section 2 - Photo/Projection		Section 7 - Airport, City and Emergency Bldg	
Quartzline® Halogen		Airport/Airfield	63
Multi-Mirror® Reflectors	31	Signs	65
Reflectors	32	Traffic Signals, Street Lighting	66
Single-Ended	33	Emergency Building	67
Double-Ended Projection	33	Section 8 - Germicidal	
Incandescent Projection	34	Section 9 - Heat Lamps	
Photoflood, Enlargers, Printers, Arc Sources	35	Incandescent	71
		Tubular Quartz	72
Section 3 - Directional Lighting (PAR and R)		Section 10 - Transportation (Non-Automotive)	
Rectangular	37	Aircraft Miniature	75
PAR36	37	Aircraft Sealed Beam	77
PAR38	38	Specialty Sealed Beams	
PAR46	39	Truck/Bus	78
PAR56	39	Military, Forklift, CIM	79
PAR64 – Incandescent and Halogen	40	Emergency Vehicle	79
PAR64 – Discharge	41	Tractor	80
R40/R52	41	Railway	81
Section 4 - Specialty Fluorescent		Mining Lamps	82
Cold Temperature	43	Marine	83
Appliance	45	Section 11 - Miniature Low Voltage	
Blacklight/Blacklight Blue	45	Appendix	
Colored Lamps	46	Terminology, Abbreviations and Burn Position	93
Gold UV Blocking	47	Footnotes and Safety Notes	94
Plant and Aquarium/Terrarium	48	Filaments and Bases	99
Diazo Reprographic	49	Sales Offices	101

Introduction - Index SPECIALTY

Order Code	GE Description	ANSI	LIF	Section	Page	Order Code	GE Description	ANSI	LIF	Section	Page	Order Code	GE Description	ANSI	LIF	Section	Page
Index by Description						Index by Description (Continued)						Index by Description (Continued)					
23478	.55A/S8			10	83	25377	19	19		11	85	16390	50A21			10	81
23501	.77A/S8			10	83	19549	20S11/1SC			10	81	19880	50PAR36/H/FL30			3	38
22429	1M/T20BP			7	64	23423	21A/R40/FL			5	55	19878	50PAR36/H/SP5			3	38
22479	1M/T24			5	54	35178	24V25/CL/E27			5	54	19879	50PAR36/H/SP8			3	38
11098	3S6/5 24PK			5	51	91879	24V40/CL/B22			5	54	16540	50PAR36/NSP			3	38
11182	5S14			10	81	91876	24V40/CL/E27			5	54	12892	50PAR36VNSP			3	38
11329	6S6			5	51	91874	24V40/FR/E27			5	54	16542	50 PAR 36 VWFL			3	38
11372	6S6			5	51	91878	24V60/CL/B22			5	54	16541	50 PAR 36 WFL			3	38
11374	6S6			5	51	91877	24V60/CL/E27			5	54	11468	50PAR36WFL/4			3	38
11316	6S6 24PK			5	51	91875	24V60/FR/E27			5	54	46852	50R20/6			7	65
11331	6S6 24PK			10	81	35174	24V100/CL/E27			5	54	20812	50R20/NPET-6PK			5	55
43397	6S6 BB			10	81	91873	24V100/FR/E27			5	54	25529	51	51		11	85
11367	6S6 TRAY			5	51	13784	25A			10	81	25550	53			11	85
11369	6S6 TRAY			5	51	13744	25A15/RS			10	81	25576	55	55		11	85
11577	6S6/3			5	51	14553	25PAR36			3	37	25591	57	57		11	85
11660	6S6/7 TRAY 24PK			5	51	14554	25PAR36/NSP			3	37	14414	60A/CVG 24PK			6	57
11357	6S6DC 24PK			5	51	14556	25 PAR36 VWFL			3	37	44818	60A/NPET PQ1/6			5	55
11609	6S6DC 24PK			5	51	14555	25PAR 36WFL			3	37	40324	60A/S-120V-24PK			5	52
11592	6S6DC TRAY			5	51	14562	25PAR46			3	39	40325	60A/S-130V-24PK			5	52
11594	6S6/DC TRAY			5	51	14575	25S11/4SC			10	81	46845	60A/W/STG PQ2/10			6	57
23310	6.6A/PAR56/5			7	63	25388	27	27		11	86	35239	60A1/CL/E27			7	66
23294	6.6A/T10/1P			7	63	14129	30A15			7	65	91294	60A1/EXTR/CL/E27			7	66
23295	6.6A/T10P			7	63	19358	30A15/8			7	65	31535	60A1/FR/RS/B22			5	52
23300	6.6A/T14/2P			7	64	15291	30A15/CL			7	65	31546	60A1/FR/RS/E27			5	52
23298	6.6A/T14P			7	64	46849	30R20/6			7	65	91229	60A1/FR/RS/E27			5	52
11847	7 1/2S TRAY			5	51	15012	30S11DC			10	81	46888	60A15CF/STG PQ2/6			6	57
11848	7 1/2S TRAY			5	51	17948	30S11DC/RS			10	81	17960	60A21/54WWM/TS			7	66
41267	7 1/2S/CW CARD			5	51	42626	33A19/5			7	65	17961	60A21/54WWM/TS			7	66
11922	7 1/2S/CW TRAY			5	51	19877	35PAR36/H/FL30			3	37	17207	60PAR 12PK			10	81
25312	10	10		11	85	19873	35PAR36/H/SP5			3	37	17210	60PAR/1 12PK			10	81
12041	10S6/10			5	51	19876	35PAR36/H/SP8			3	37	17212	60PAR/2/R			10	81
12050	10S6/10 24PK			5	51	42072	35PAR36/H/VWFL			3	37	25643	64	64		10	75
12060	10S6/10DC 24PK			5	51	39220	37	37		11	88	35240	65A1/CL/E27			7	66
12249	10S11/79			5	51	40323	40A/S-130V-24PK			5	52	46858	65R30/FL/CVG			6	57
12185	10S11N			7	65	15554	40A/TS			7	66	20813	65R30/NPET 6PK			5	55
12188	10S11N/F			5	51	35218	40A1/CL/E27			7	66	47723	65R30FL/STG PQ1/6			6	57
12575	11S14			7	65	91293	40A1/EXTR/CL/E27			7	66	25652	67	67		11	86
12589	11S14/IF			7	65	31519	40A1/FR/RS/B22			5	52	38551	67A21/TS			7	66
12621	11S14/R			7	65	91228	40A1/FR/RS/B22			5	52	38552	67A21/TS			7	66
12632	11S14/Y			7	65	46887	40A15CF/STG CD2			6	57	38553	67A21/TS			7	66
25319	12	12		11	85	72961	40A21/CL			10	81	25692	68	68		10	83
25331	13	13		11	85	35156	40S11N/1 CARD			5	51	25692	68	68		11	86
12649	13/3 1/2 S11/95			10	81	15734	40S11N/1/F			5	51	17968	69A21/60WWM/TS			7	66
25354	14	14		11	85	15921	40T10P			7	63	17969	69A21/60WWM/TS			7	66
25371	15	15		11	86	29051	42V60/FR/E27			5	54	17323	69A21/TS			7	66
12784	15A			10	81	25442	43	43		11	89	17325	69A21/TS			7	66
19317	15A/GR/CL/8			7	65	25450	44	44		11	89	43606	70	70		11	88
16215	15A15/CL/BB			7	65	15937	45PAR38/6.6			7	63	35239	70A1/CL/E27			7	66
13210	15S11/13			5	51	25485	47	47		11	89	39218	73	73		11	88
13291	15S11/102			5	51	16535	50/50P25/28			10	83	38457	74	74		11	88
13188	15S11/3DC			10	81	16726	50/50T12			10	83	18274	75A/RS 12PK-5			5	52
42590	15S14/FBB			10	81	16147	50A/RS			5	52	17527	75A/RS 60PK			5	52
11137	15S14/GR/CL/8			7	65	33495	50A/RS 24PK			5	52	44546	75A/RS 6PK			5	52
13644	18/3 5A15/5			10	81	14727	50A/RS/CVG 24PK			6	57	47263	75A/RS/CVG-6PK			6	57
13659	18/3 1/2S11SC			10	81	16201	50A19/RS/SH			10	81	46895	75A/RS/STG PQ1/6			5	52
13655	18S11/1SC			10	81	16385	50A21			10	81	46895	75A/RS/STG PQ1/6			6	57

Order Code	GE Description	ANSI	LIF	Section	Page	Order Code	GE Description	ANSI	LIF	Section	Page	Order Code	GE Description	ANSI	LIF	Section	Page	
Index by Description (Continued)						Index by Description (Continued)						Index by Description (Continued)						
40328	75A/S-130V-24PK			5	52	33456	100A23/VS			5	53	40034	150PAR/SP/27				3	38
47727	75E17/STG PQ1/6			6	57	47728	100F20/STG PQ1/6			6	57	26371	150PAR/SP/CVG				6	57
12846	75PAR/3FL/65WM			10	82	38854	100PAR/FL/27			3	38	19517	150PAR46			10	82	
17682	75PAR/3FL/MINE			10	82	40029	100PAR/FL/G/27			3	38	19512	150PAR46/1			10	82	
12847	75PAR/3SP/65WM			10	82	40030	100PAR/FL/R/27			3	38	41968	150PAR46/3MFL			3	39	
17664	75PAR/3SP/MINE			10	82	40031	100PAR/FL/V/27			3	38	35327	150PAR46/TS			7	66	
36473	75PAR46/TS			7	66	92060	100PAR/IR/E27			9	72	14635	150PS25/CVG			6	57	
18178	80PAR/FL/27			3	38	18822	100PAR38/FL			10	82	28720	150R/IR/CL/E27			9	72	
18179	80PAR/FL/27			3	38	39503	100R30/CL			5	55	91372	150R/IR/R/E27			9	72	
26347	80PAR/FL/BG/27			3	38	36147	105	105		11	85	91288	150R/IR/SA/E27			9	72	
25736	81	81		10	75	42392	105A23/12			7	66	25927	157	157		11	86	
25751	82	82		10	83	46859	110R30/FL/RS/1			10	83	25931	158	158		11	90	
25751	82	82		11	86	25848	112	112		11	89	25956	161	161		11	90	
40969	85	85		11	88	19008	116A21/TS			7	66	25962	168	168		11	90	
40967	86	86		11	88	19009	116A21/TS			7	66	91542	175PAR/IR/E27			9	72	
25772	88	88		11	86	19010	116A21/TS			7	66	19939	189PS25/64			7	66	
39817	88PAR36/FL			10	81	39395	120PAR			7	63	19553	193	193		11	90	
25778	89	89		11	86	18172	120PAR/FL/27			3	38	25965	194	194		11	90	
25794	90	90		10	83	18173	120PAR/FL/27			3	38	44859	194NA	194NA		11	90	
25794	90	90		11	86	18175	120PAR/SP/27			3	38	37983	198	198		11	87	
25811	93	93		11	88	19024	120 PAR56 MFL			3	39	37985	199	199		11	88	
25829	94	94		10	83	19023	120 PAR 56 VN5P			3	39	20354	200/99IF			5	53	
25829	94	94		11	86	19025	120 PAR56 WFL			3	39	25937	200A21/99/CL 130			5	53	
25836	97	97		11	86	46877	120R/40/FL/CVG			6	57	25936	200A21/99/IF			5	53	
16287	98	98		11	86	47725	120R40FL/STG PQ6			6	57	20122	200PAR			10	81	
30555	99-0201CSI			1	25	48069	125R40/1 6PK			9	71	20140	200PAR46/3MFL			3	39	
30560	99-0211CID/HR			1	25	25916	147	147		11	90	20138	200PAR46/3MFL12P			3	39	
30558	99-0221CSI			1	25	15731	149	149		7	67	20115	200PAR46/3NSP			3	39	
30561	99-0222CID			1	25	15731	149	149		11	90	20117	200PAR46/3NSP			3	39	
30563	99-0415CID			1	25	19668	150/99CL			5	53	49889	200PAR56/MFL			3	39	
30567	99-0431CID/HR			1	25	19658	150/99/IF			5	53	33468	200PS30/23 24PK			5	53	
30360	99-1225CID			1	29	19618	150/RS			5	53	20403	200PS30/24			5	53	
30360	99-1225CID			3	41	14716	150/RS/CVG			6	57	14636	200PS30/CVG			6	57	
30371	99-1425CID/HR			1	29	33465	150/VS			5	53	14637	200PS30/RS/CVG			6	57	
30371	99-1425CID/HR			3	41	13025	150A/135WMP/99			5	53	42663	205PS25/12			7	66	
30372	99-1435CID/HR			1	29	15818	150A/S			5	53	25988	210	210		11	85	
30372	99-1435CID/HR			3	41	35245	150A1/CL/E27			7	66	39224	211-2	211-2		11	89	
17904	100A			10	81	25929	150A21/99/IF			5	53	23220	212-2	212-2		11	89	
18275	100A/RS 12PK-5			5	52	17973	150A21/135WM/TS			7	66	39356	214-2	214-2		11	89	
17522	100A/RS 60PK			5	53	17974	150A21/135WM/TS			7	66	26008	222	222		11	89	
17524	100A/RS 60PK			5	53	17625	150A21/RS			5	53	20575	240 PAR 56 VN5P			3	39	
47262	100A/RS/CVG-6PK			6	57	12808	150PAR/3FL/120WM			10	82	20576	240 PAR56 MFL			3	39	
47261	100A/RS/STGPQ1/6			5	52	19503	150PAR/3FL/MINE			10	82	20577	240 PAR56 WFL			3	39	
47261	100A/RS/STGPQ1/6			6	57	19505	150PAR/3FL/MINE			10	82	26063	243	243		11	89	
40329	100A/S-120V-24PK			5	52	12810	150PAR/3SP/120WM			10	82	37770	250R40/1 6PK			9	71	
40330	100A/S-130V-24PK			5	53	19487	150PAR/3SP-MINE			10	82	46881	250R40/1/CVG			6	57	
46846	100A/W/STGPQ2/10			6	57	19489	150PAR/3SP/MINE			10	82	46881	250R40/1/CVG			9	71	
35246	100A1/CL/E27			7	66	40033	150PAR/FL/27			3	38	47724	250R40/1/STG			6	57	
31560	100A1/FR/RS/B22			5	52	40035	150PAR/FL/27			3	38	47724	250R40/1/STG			9	71	
92018	100A1/FR/RS/B22			5	53	19464	150PAR/FL/A			3	38	20724	250R40/4			9	71	
31573	100A1/FR/RS/E27			5	52	19465	150PAR/FL/B			3	38	37771	250R40/10 6PK			9	71	
91227	100A1/FR/RS/E27			5	53	26370	150PAR/FL/CVG			6	57	28724	250R/IR/CL/E27			9	72	
17972	100A21/90WM/TS			7	66	19467	150PAR/FL/G			3	38	91391	250R/IR/R/E27			9	72	
21315	100A21/99 60PK			5	53	19468	150PAR/FL/R			3	38	91390	250R/IR/SA/E27			9	72	
18365	100A21/TS			7	66	48037	150PAR/FL/STGPQ6			6	57	26095	258	258		11	86	
18512	100A23			10	81	91541	150PAR/IR/E27			9	72	26099	259	259		11	90	

Introduction - Index SPECIALTY

Order Code	GE Description	ANSI	LIF	Section	Page	Order Code	GE Description	ANSI	LIF	Section	Page	Order Code	GE Description	ANSI	LIF	Section	Page
Index by Description (Continued)						Index by Description (Continued)						Index by Description (Continued)					
44719	265	265		11	85	28672	388	388		11	88	12723	774	774		11	88
42758	267	267		11	89	38918	400	400		10	75	47618	777	777		11	88
32569	275R/IR/CL/E27			9	72	21363	400G/FL			5	55	49718	778	778		11	89
32296	275R/IR/SA/E27			9	72	17542	400R40/FL			5	55	18344	780	780		11	89
32688	293	293		11	85	21408	405PS40/54			7	66	44840	782	782		11	89
20772	295PS35/58			7	66	26354	425	425		11	86	44500	783	783		7	67
18677	300PAR56/MFL			3	39	26441	456	456		11	85	44500	783	783		11	88
20836	300PAR56/MFL			3	39	39645	464	464		10	75	43760	784	784		7	67
20838	300PAR56/MFL			3	39	21530	500			5	54	43760	784	784		11	88
20852	300PAR56/MFL			3	39	21532	500			5	54	43762	785	785		7	67
18676	300PAR56/NSP			3	39	21643	500/99			5	54	43762	785	785		11	88
20803	300PAR56/NSP			3	39	21651	500/99IF			5	54	43764	786	786		7	67
20853	300PAR56/NSP			3	39	21581	500/IF			5	54	43764	786	786		11	88
18678	300PAR56/WFL			3	39	39409	500PAR64/MFL			1	28	43115	787	787		11	88
20849	300PAR56/WFL			3	39	39409	500PAR64/MFL			3	40	43117	788	788		11	88
20851	300PAR56/WFL			3	39	39411	500PAR64/MFL			1	28	43119	789	789		11	89
20854	300PAR56/WFL			3	39	39411	500PAR64/MFL			3	40	43121	790	790		11	89
23427	300PAR56/WFL			5	55	39406	500PAR64/NSP			1	28	43123	791	791		11	89
10200	300PAR56WFL12VPB			5	55	39406	500PAR64/NSP			3	40	20469	795	795		11	91
21254	300R/3FL			3	41	39412	500PAR64/WFL			1	28	40848	862	862		11	90
21256	300R/3FL			3	41	39412	500PAR64/WFL			3	40	13158	882	882		11	89
21263	300R/3FL			3	41	39414	500PAR64/WFL			1	28	18167	882X	882X		11	88
21213	300R/FL			3	41	39414	500PAR64/WFL			3	40	25639	887	887		11	89
21215	300R/FL			3	41	21687	500PS40			5	54	25703	888	888		11	90
21229	300R/FL/1			3	41	21734	500R/3FL			3	41	15246	891	891		11	88
26112	301	301		10	75	21736	500R/3FL			3	41	16481	892	892		11	89
26120	302	302		10	75	48316	500R40/5FL/SLV			5	55	20238	894	894		11	90
26127	303	303		10	75	21761	500R52			3	41	26345	894X	894X		11	90
26136	304	304		10	75	21872	500T20/50			5	54	14273	901	901		11	91
26143	305	305		10	75	26460	502	502		11	86	40675	901A	901A		11	91
26145	305AF	305AF		10	75	26485	509K	509K		11	86	40462	904	904		11	91
26152	306	306		10	75	44773	555	555		11	90	40289	906	906		11	91
26157	307	307		10	75	38269	558	558		11	90	44754	908	908		7	67
26161	307AF	307AF		10	75	39746	561	561		11	89	44754	908	908		11	91
26168	308	308		10	75	18442	590	590		11	90	44756	909	909		7	67
26171	308AF	308AF		10	75	25199	591	591		11	90	44756	909	909		11	91
26175	309	309		10	75	26549	605	605		11	86	40504	912	912		11	91
26191	311	311		10	75	21950	620PS40P			7	64	44769	914	914		7	67
26212	313	313		10	75	21952	620PS40P			7	64	44769	914	914		11	91
26238	315	315		10	75	26561	623	623		11	86	44771	915	915		7	67
26243	316	316		10	75	26567	624	624		10	83	44771	915	915		11	91
28519	327	327		10	75	26567	624	624		11	86	21860	916NA	916NA		11	91
21307	327PS35			7	66	26570	631	631		11	86	16860	917	917		11	91
28546	328	328		10	75	38866	656	656		11	90	17837	918	918		11	91
28567	330	330		10	75	38196	657	657		11	90	43374	921	921		11	91
28588	334	334		10	75	39999	658	658		11	90	13274	922	922		11	91
19866	350PAR56/SP			10	81	28706	685 Bulk	685		10	75	40180	923	923		11	91
26255	356	356		10	75	43132	705	705		10	75	13483	926	926		7	67
21331	375R40			9	71	22000	750			5	54	13483	926	926		11	91
21334	375R40/1			9	71	22117	750T24			5	54	13485	927	927		7	67
21336	375R40/10			9	71	26591	755	755		11	89	13485	927	927		11	91
28653	381	381		11	88	26593	756	756		11	89	16975	939	939		7	67
28657	382	382		11	88	26599	757	757		11	89	16975	939	939		11	91
28660	385	385		11	88	11014	767	767		10	75	23684	963	963		7	67
28662	386	386		11	88	11250	773	773		11	89	23684	963	963		11	91
28664	387	387		11	88	12723	774	774		7	67	22260	1000			5	54

Order Code	GE Description	ANSI	LIF	Section	Page	Order Code	GE Description	ANSI	LIF	Section	Page	Order Code	GE Description	ANSI	LIF	Section	Page	
Index by Description (Continued)						Index by Description (Continued)						Index by Description (Continued)						
22280	1000			5	54	27431	1561	1561		11	88	13667	1962TY				11	89
22284	1000			5	54	40943	1591	1591		10	75	28034	1968	1968			10	76
22301	1000/99			5	54	40945	1591AF	1591AF		10	75	28036	1970	1970			10	76
22310	1000/IF			5	54	27439	1594	1594		11	87	41938	1970X	1970X			10	76
22348	1000/SBIF			5	54	27461	1612	1612		11	87	32780	1974	1974			11	89
26709	1003	1003		11	85	27472	1619	1619		11	88	38545	1978X	1978X			10	76
26726	1004	1004		11	83	27488	1630	1630		11	87	38627	1982	1982			10	76
26726	1004	1004		11	85	27491	1631X	1631X		11	87	21061	1982SP	1982SP			10	76
26775	1034	1034		11	87	27496	1634	1634		11	87	39718	1983	1983			10	76
32147	1062	1062		11	86	27504	1638	1638		10	83	44717	1986	1986			10	76
26838	1073	1073		11	88	27504	1638	1638		11	87	47695	1987	1987			10	76
26854	1076	1076		11	86	27529	1662	1662		10	76	38535	1988	1988			10	76
37169	1096	1096		11	87	27532	1665	1665		10	76	19280	2040	2040			11	89
26872	1129	1129		11	88	27533	1665AF	1665AF		10	76	44760	2057	2057			11	87
26885	1133	1133		11	86	27548	1680	1680		10	76	44763	2057NA	2057NA			11	87
26903	1141	1141		11	88	33995	1680X	1680X		10	76	26697	2059	2059			10	76
26917	1142	1142		11	86	27557	1683	1683		10	76	26698	2059X	2059X			10	76
26945	1152	1152		11	86	27566	1691	1691		10	76	21494	2074	2074			11	89
12297	1154	1154		11	87	27568	1691AF	1691AF		10	76	34763	2232	2232			10	76
26955	1155	1155		11	86	27571	1692	1692		10	76	26702	2232LL	2232LL			10	76
26960	1156	1156		11	88	27630	1777	1777		10	76	43134	2232SB	2232SB			10	76
20248	1156NA	1156NA		11	88	27667	1813	1813		11	89	36906	2233	2233			10	76
26969	1157	1157		11	87	27677	1815	1815		11	89	28100	2331	2331			11	86
26975	1157NA	1157NA		11	87	27688	1816	1816		11	90	16291	2357	2357			11	87
27004	1176	1176		11	87	27707	1818	1818		10	76	15698	2357NA	2357NA			11	87
27021	1195	1195		11	86	27711	1819	1819		10	76	18047	2396	2396			11	88
27026	1196	1196		11	86	27727	1820	1820		10	76	19792	2556 BULK	2556			10	76
22524	1200T20			7	64	27749	1822	1822		11	90	19566	2586 BULK	2586			10	76
27032	1203	1203		10	75	27772	1828	1828		11	90	43805	2604X	2604X			11	89
27044	1224	1224		10	83	27776	1829	1829		10	76	36508	3011	3011			10	76
27044	1224	1224		11	86	27804	1835	1835		11	90	18389	3057	3057			11	87
39904	1229	1229		11	87	27816	1843	1843		10	76	18391	3057NA	3057NA			11	87
27092	1251	1251		11	86	27819	1847	1847		11	90	14698	3078	3078			10	76
27097	1252	1252		11	86	27833	1850	1850		11	90	21863	3156	3156			11	87
22523	1295NA	1295NA		11	88	27862	1864	1864		10	76	17172	3157	3157			11	87
12824	1308	1308		10	75	27868	1866	1866		11	90	17173	3157NA	3157NA			11	87
27118	1309	1309		10	75	40383	1873	1873		10	76	22525	3357/3457	3357			11	87
32098	1315	1315		10	75	27889	1876	1876		11	91	22526	3457NA	3457NA			11	87
34265	1317	1317		10	75	27907	1889	1889		11	90	24327	4013	4013			10	80
27150	1383	1383		10	75	27917	1891	1891		11	90	24339	4014	4014			7	67
27150	1383	1383		11	86	27927	1892	1892		11	90	24369	4019	4019			10	80
27154	1385	1385		10	75	27935	1893	1893		11	90	39585	4042	4042			7	67
27154	1385	1385		11	86	27945	1895	1895		11	85	40588	4044	4044			7	67
27159	1388	1388		11	86	34021	1939X	1939X		10	76	10540	4044-1	4044-1			7	67
27179	1408	1408		11	89	28008	1940	1940		10	76	25051	4313	4313			10	77
27193	1434	1434		11	91	45087	1944X	1944X		10	76	39366	4340	4340			10	79
27207	1445	1445		11	85	45087	1944X	1944X		11	91	39362	4350	4350			10	79
27252	1449	1449		11	85	18617	1946	1946		10	76	12961	4402A	4402A			10	79
27263	1450	1450		11	85	20094	1950L/P25/TS			7	66	24425	4405	4405			3	37
28310	1460	1460		11	87	20096	1950L/P25/TS			7	66	24430	4406	4406			10	80
37342	1460X	1460X		11	87	20097	1950L/P25/TS			7	66	24439	4410	4410			10	80
27305	1468	1468		11	87	28011	1958	1958		10	76	24448	4411	4411			10	80
27356	1487	1487		11	90	39641	1962B			11	89	37889	4411-1	4411-1			10	80
27382	1493	1493		11	87	12859	1962BG			11	89	48032	4411-3 Bulk	4411-3			10	80
27392	1495	1495		10	75	37947	1962DX			11	89	24454	4412	4412			10	79
44842	1495X	1495X		10	75	44152	1962DZ			11	89	24460	4412A	4412A			10	79

Introduction - Index SPECIALTY

Order Code	GE Description	ANSI	LIF	Section	Page	Order Code	GE Description	ANSI	LIF	Section	Page	Order Code	GE Description	ANSI	LIF	Section	Page	
Index by Description (Continued)						Index by Description (Continued)						Index by Description (Continued)						
22981	4413	4413		10	80	24833	4572	4572		10	79	12065	B2A				11	90
24478	4414	4414		10	79	25005	4578	4578		10	79	31675	B7A				11	91
24483	4414A	4414A		10	79	25009	4579	4579		10	79	10933	BAB/PH	BAB			2	31
24487	4414R	4414R		10	79	24859	4580	4580		10	78	40886	BAH	BAH			2	35
22982	4415	4415		10	79	24862	4581	4581		10	78	40563	BBA	BBA			2	35
24499	4415A	4415A		10	79	24853	4582	4582		10	78	40564	BCA	BCA			2	35
22983	4416	4416		3	37	24867	4587	4587		10	77	36178	BCK	BCK			2	33
34901	4416-1 Bulk	4416-1		3	37	24873	4589	4589		10	77	48772	BCM-Q20MT32/4CL	BCM			1	18
24506	4416A	4416A		10	79	23509	4589-1 Bulk	4589-1		10	77	48773	BCM-Q20MT32/4CL	BCM			1	18
24513	4416R	4416R		10	79	24882	4591	4591		10	77	48774	BCM-Q20MT32/4CL	BCM			1	18
24531	4419	4419		10	80	24887	4593	4593		10	77	40658	BHB	BHB			2	32
24539	4421	4421		10	79	24891	4594	4594		10	77	29140	BLC	BLC			2	34
24542	4422	4422		10	80	24892	4595	4595		10	77	30232	BLK	BLK			2	35
24572	4434A	4434A		10	79	24898	4596	4596		10	77	29156	BLX	BLX			2	34
24577	4435	4435		3	39	24964	4626	4626		10	77	32137	BNF	BNF			2	34
24582	4436	4436		10	79	24966	4627	4627		10	77	29604	BRH	BRH			1	20
39932	4440X	4440X		10	80	33284	4635	4635		10	78	29604	BRH	BRH			2	33
39748	4440X-1	4440X-1		10	80	19632	4636-3	4636-3		10	79	18234	BRL	BRL			2	33
37046	4446	4446		7	67	39906	4700	4700		3	38	11966	BTL-Q500T6/CL/P	BTL	T17		1	19
40176	4460X	4460X		10	80	45427	4713	4713		10	77	16465	BTM-Q500T6/4CL/2P	BTM			1	19
24592	4461	4461		10	80	44724	4752	4752		10	79	11953	BTN-Q750T7/CL/2P	BTN			1	19
24596	4466	4466		10	80	24973	4800	4800		10	79	11954	BTP-Q750T7/4CL/2P	BTP			1	19
24613	4478	4478		10	79	24980	4811	4811		10	79	11955	BTR-Q1000T7/4CL/2P	BTR			1	19
24627	4502	4502		10	79	24981	4825R	4825R		10	79	38675	BVE	BVE			2	33
24640	4505	4505		10	77	24995	4880	4880		10	79	12554	BVT-Q1000T7/CL/MP	BVT			1	20
24650	4509	4509		10	77	45110	4912-1	4912-1		10	78	12553	BVV-Q1000T7/4CL/MP	BVV			1	20
41503	4509X	4509X		10	83	45113	4913-1 Bulk	4913-1		10	80	12555	BVW-Q2000T10/4CL/MP	BVW	CP53		1	20
11524	4509Y	4509Y		10	79	45116	4921-1	4921-1		10	78	39587	BWA-Q2000/4CL/BP	BWA			1	18
24654	4510	4510		10	80	28154	5004CW	5004CW		10	76	37086	BWF-Q2000/4CL	BWF			1	19
24663	4511	4511		10	80	28155	5004WW	5004WW		10	76	39680	BWM-Q750T7/4CL/TP	BWM			1	15
24673	4515	4515		3	37	28160	5008CW	5008CW		10	76	39792	BWN-Q1000T7/4CL/TP	BWN			1	15
24678	4516	4516		3	37	28163	5008WW	5008WW		10	76	30421	BXB	BXB			2	34
24690	4519	4519		10	83	28168	5013CW	5013CW		10	76	29525	CAL	CAL			2	34
24700	4522	4522		10	77	28169	5013WW	5013WW		10	77	29380	CAR	CAR			2	34
24721	4530	4530		10	79	27367	5104CW	5104CW		10	77	29169	CAX	CAX			2	34
24726	4531	4531		10	79	28173	5104WW	5104WW		10	77	29171	CAX	CAX			2	34
19628	4532	4532		10	77	12774	5106CW	5106CW		10	77	36117	CBA	CBA			2	33
24735	4535	4535		3	39	33612	5106WW	5106WW		10	77	29208	CBX/CBS	CBX/CBS			2	34
24742	4537	4537		10	77	27466	5108CW	5108CW		10	77	29257	CDD	CDD			2	34
40822	4537-2	4537-2		3	39	28175	5108WW	5108WW		10	77	29266	CDJ	CDJ			2	34
39022	4537X	4537X		10	83	12775	5113CW	5113CW		10	77	29244	CEB	CEB			2	34
24756	4541	4541		10	78	28178	5113WW	5113WW		10	77	43330	CEM	CEM			2	34
24764	4543	4543		10	83	16152	5557	5557		10	78	92696	CMH20/TC/U/830/G8.5				1	24
24768	4545	4545		10	83	25153	6045	6045		10	80	92079	CMH20/TC/UVC/U/830/G8.5				1	24
24780	4546	4546		3	37	28926	7387	7387		11	88	38696	CMH35/T/UVC/U/830/G12				1	24
24770	4546-1	4546-1		3	37	40190	7400	7400		10	79	38697	CMH35/TC/UVC/U/830/G8.5				1	24
24788	4547	4547		3	37	42385	7400-1 Bulk	7400-1		10	79	42070	CMH39/T/U/830/G12				1	24
24795	4551	4551		10	77	39987	7414Y	7414Y		10	79	90352	CMH39/TC/U/830/G8.5				1	24
40576	4552	4552		10	78	41865	7613	7613		7	67	92582	CMH70/T/U/830/G12				1	24
24799	4553	4553		10	77	45101	7613-1	7613-1		7	67	92583	CMH70/T/U/942/G12				1	24
24802	4554	4554		10	78	11421	7672-1	7672-1		7	67	36844	CMH70/T/UVC/U/830/G12				1	24
40583	4555	4555		10	78	26696	A-103			10	77	38701	CMH70/T/UVC/U/942/G12				1	24
40581	4557	4557		10	78	76663	AF6/2 6.6A 45W			7	63	92585	CMH70/TC/U/830/G8.5				1	24
40578	4559	4559		10	78	76664	AF6/5T 6.6A 100W			7	63	38700	CMH70/TC/UVC/U/830/G8.5				1	24
24828	4570	4570		10	77	76666	AF7/2 6.6A 200W			7	64	92587	CMH70/TD/830/Rx7s				1	24
24830	4571	4571		10	79	12064	B1A			11	90	92588	CMH70/TD/942/Rx7s				1	24

Order Code	GE Description	ANSI	LIF	Section	Page	Order Code	GE Description	ANSI	LIF	Section	Page	Order Code	GE Description	ANSI	LIF	Section	Page
Index by Description (Continued)						Index by Description (Continued)						Index by Description (Continued)					
36910	CMH70/TD/UVC/830/Rx7s			1	24	12037	CP83	CP83		1	18	43986	DDF	DDF		2	31
38698	CMH70/TD/UVC/942/Rx7s			1	24	39724	CP90	CP90		1	16	43537	DDL	DDL		2	32
16959	CMH150/PAR64/830/ GX16d/MFL			1	29	39725	CP90	CP90		1	16	43206	DDM	DDM		2	31
16959	CMH150/PAR64/830/ GX16d/MFL			3	41	30415	CP91	CP91		1	17	43988	DDS	DDS		2	31
16958	CMH150/PAR64/830/ GX16d/SP			1	29	30423	CP91	CP91		1	17	12084	DE3175			11	90
16958	CMH150/PAR64/830/ GX16d/SP			3	41	30391	CP92	CP92		1	17	12085	DE3425			11	91
16960	CMH150/PAR64/830/ GX16d/WFL			1	29	30394	CP92	CP92		1	17	43950	DED	DED		2	31
16960	CMH150/PAR64/830/ GX16d/WFL			3	41	30397	CP92	CP92		1	17	29737	DEK/DFW/DHN	DEK/ DFW/DHN		2	34
16962	CMH150/PAR64/842/ GX16d/MFL			1	29	30384	CP93	CP93		1	17	36122	DFE	DFE		2	34
16962	CMH150/PAR64/842/ GX16d/MFL			3	41	30499	CP94	CP94		1	18	29386	DFN/DFC	DFN/DFC		2	34
16961	CMH150/PAR64/842/ GX16d/SP			1	29	30500	CP94	CP94		1	18	29338	DJL	DJL		2	34
16961	CMH150/PAR64/842/ GX16d/SP			3	41	30277	CP95			3	40	44854	DJT	DJT		2	31
16963	CMH150/PAR64/842/ GX16d/WFL			1	29	30278	CP95			3	40	40357	DKX/DSF-Q1500PS52/4	DKX		1	19
16963	CMH150/PAR64/842/ GX16d/WFL			3	41	30277	CP95/230V	CP95		1	29	39582	DKZ/DSE-Q1000PS52/4	DKZ		1	19
92584	CMH150/T/U/830/G12			1	24	30278	CP95/240V	CP95		1	29	40216	DLD/DFZ	DLD/DFZ		2	34
92586	CMH150/T/U/942/G12			1	24	34024	CP105-1250/650	CP105		1	18	29366	DLS/DLG/DHX	DLS/ DLG/DHX		2	34
36863	CMH150/T/UVC/U/830/G12			1	24	34056	CP105-1250/650	CP105		1	18	40161	DNE	DNE		2	32
38694	CMH150/T/UVC/U/942/G12			1	24	10744	CSD250/2/SE			1	22	39742	DNF	DNF		2	32
92589	CMH150/TD/830/Rx7s			1	24	48461	CSR125/SE/HR			1	23	29959	DPT	DPT		2	34
92590	CMH150/TD/942/Rx7s			1	24	48450	CSR200/DE			1	23	41736	DPY-Q500T20/4CL	DPY	CP29	1	18
36912	CMH150/TD/UVC/ 830/Rx7s-24			1	24	48462	CSR200/SE/HR			1	23	29968	DRB	DRB		1	19
38692	CMH150/TD/UVC/ 942/Rx7s-24			1	24	21853	CSR400/SE/HR			1	23	29968	DRB	DRB		2	34
39654	CP23		CP23	1	16	15378	CSR575/2/SE			1	22	29979	DRC	DRB		1	19
39660	CP23		CP23	1	16	49492	CSR575/2/T/SE			1	22	29979	DRC	DRC		2	34
39651	CP24		CP24	1	16	48451	CSR575/DE			1	23	29947	DRS	DRS	A1/58	1	19
39653	CP24		CP24	1	16	48463	CSR575/SE/HR			1	23	29947	DRS	DRS		2	34
30505	CP29		CP29	1	18	49491	CSR700/2/SE			1	22	19926	DSE Q1000	DSE		1	19
30506	CP29		CP29	1	18	15380	CSR700/SA			1	22	19927	DSF Q1500	DSF		1	19
30513	CP30-1250/1250		CP30	1	18	49490	CSR1200/2/SE			1	22	29405	DSW	DSW		2	34
30514	CP30-1250/1250		CP30	1	18	48453	CSR1200/DE			1	23	30522	DTA-Q1500T8/4CL	DTA		1	20
30518	CP32-2500/2500		CP32	1	18	48452	CSR1200/S/DE			1	23	18305	DTY-Q10M/T24/4CL	DTY		1	18
30519	CP32-2500/2500		CP32	1	18	21849	CSR1200/SA			1	22	30304	DVY	DVY		1	15
20324	CP51		CP51	1	19	48464	CSR1200/SE/HR			1	23	30304	DVY	DVY		2	33
20311	CP53		CP53	1	20	21801	CSR2000/SA			1	22	41667	DWE-Q650PAR36/1	DWE		1	28
20312	CP53		CP53	1	20	48454	CSR2500/DE			1	23	41667	DWE-Q650PAR36/1			3	38
30515	CP58-1250/2500		CP58	1	18	48465	CSR2500/SE/HR			1	23	23800	DWT-Q1000T6/CL	DWT		1	20
30517	CP58-1250/2500		CP58	1	18	48455	CSR4000/DE			1	23	29578	DWZ	DWZ		2	33
29424	CP59		CP59	1	19	48466	CSR4000/SE/HR			1	23	29578	DWZ(30V)	DWZ	A1/266	1	20
29426	CP59		CP59	1	19	48456	CSR6000/DE			1	23	30151	DXB	DXB		2	35
30497	CP79		CP79	1	17	48467	CSR6000/SE/HR			1	23	30145	DXC	DXC		2	35
30498	CP79		CP79	1	17	48457	CSR12000/DE			1	23	30157	DXW-Q1000T5/4CL	DXW		1	20
90360	CP79		CP79	1	17	45459	CSR18000/DE			1	23	36952	DXX	DXX	P2/13	1	20
12036	CP83		CP83	1	18	48460	CSR18000/S/DE			1	23	36952	DXX	DXX		2	33
						34813	CSS150/850/GY9.5			1	25	36953	DXX	DXX	P2/13	1	20
						34822	CSS575/855/GY9.5			1	25	36953	DXX	DXX		2	33
						10115	CXE300/BF			2	35	30364	DYH	DYH		1	15
						37564	CXZ-Q1500T10/4CL	CXZ		1	18	30364	DYH	DYH		2	33
						42697	CYV-Q1000T7/4CL/BP	CYV		1	18	32071	DYP	DYP		2	33
						36636	CYX-Q2000T10/4CL	CYX		1	18	33248	DYR	DYR	A1/233	1	17
						29664	CZA/CZB	CZA/CZB		2	34	33248	DYR	DYR		2	33
						29677	CZX/DAB	CZX/DAB		2	34	33250	DYR	DYR	A1/233	1	17
						29360	DCA	DCA		2	34	33250	DYR	DYR		2	33
						29364	DCH/DJA/DFP	DCH/ DJA/DFP		2	34	19479	DYS-5	DYS-5		2	33
						29836	DDB	DDB		2	34	32955	DYS/DYV/BHC	DYS	A1/264	1	17

Introduction - Index SPECIALTY

Order Code	GE Description	ANSI	LIF	Section	Page
Index by Description (Continued)					
32955	DYS/DYV/BHC	DYS/ DYV/BHC		2	33
37346	DZA	DZA		1	15
37346	DZA	DZA		2	33
37695	DZE/FDS	DZE/FDS		2	33
30202	EAJ	EAJ		2	34
30281	EAL	EAL		2	35
40566	EBV	EBV		2	35
40567	EBW PH/B2	EBW PH/B2		2	33
40565	ECA	ECA		2	35
40568	ECT	ECT		2	35
41251	EFM	EFM		2	31
41252	EFN	EFN		2	31
41253	EFP	EFP		2	31
41254	EFR	EFR		2	32
39134	EGC-Q500/5CL/P	EGC		1	19
39135	EGE-Q500CL/P	EGE		1	19
39136	EGF-Q750/4CL/P	EGF		1	19
39137	EGG-Q750CL/P	EGG		1	19
38853	EGJ-Q1000/4/CL/P	EGJ		1	19
38852	EGK-Q1000/4/P	EGK		1	19
39138	EGM-Q1000CL/P	EGM		1	19
30373	EGN-Q500T8	EGN		1	17
39190	EGR-Q750T7/4CL	EGR		1	17
39191	EGT-Q1000T7/4CL	EGT		1	17
37527	EHA	EHA		2	33
39789	EHC-Q500/5CL	EHC		1	15
39768	EHD-Q500CL/TP	EHD		1	15
39771	EHF-Q750/4CL	EHF		1	15
39770	EHG-Q750CL/TP	EHG		1	15
14874	EHJ	EHJ		2	33
32882	EJA	EJA		2	32
23788	EJD-Q1000T3/3CL (185V)	EJD		1	21
23756	EJG-Q750T3/4CL	EJG		1	21
20883	EJG/HIR-Q525T2 1/2/4			1	21
29150	EJL	EJL		2	32
29151	EJM	EJM		2	32
32831	EJV	EJV		2	32
32886	EJY	EJY		2	32
33934	EKB-Q420/4CL/2PP	EKB		1	16
34328	EKD-Q650/3CL/2PP	EKD		1	16
35200	EKE	EKE		2	32
20249	EKM-Q1MT3/4CLP2/7	EKM	P2/7	1	21
20253	EKM-Q1MT3/4CLP2/7	EKM	P2/7	1	21
35800	EKP/ENA	EKP/ENA		2	31
36899	EKX	EKX		2	32
36902	EKZ	EKZ		2	31
37412	ELB	ELB		2	32
37462	ELC	ELC		2	32
15377	ELC/500	ELC/500		2	32
22023	ELC/C	ELC/C		2	32
38306	ELD/EJN	ELD/EJN		2	32
38476	ELH	ELH		2	32
41885	ELS/ELR	ELS/ELR		2	32
23755	EMD-Q750T3/4	EMD		1	21

Order Code	GE Description	ANSI	LIF	Section	Page
Index by Description (Continued)					
23760	EME-Q800T3/P2/11	EME	P2/11	1	21
23761	EMF-Q800T3/P2/11	EMF	P2/11	1	21
42612	EML	EML		2	33
40017	EMM/EKS	EMM/ EKS		2	32
38685	ENG	ENG		2	32
38686	ENH	ENH		2	32
25475	ENL	ENL		2	31
40248	ENW/ENC	ENW/ ENC		2	31
41705	ENX	ENX		2	32
19475	ENX-5	ENX-5		2	32
40598	ENZ	ENZ		2	32
41430	EPN	EPN		2	31
19897	EPR	EPR		2	33
41729	EPT	EPT		2	31
41882	EPV	EPV		2	31
41702	EPW	EPW		2	32
42614	EPX	EPX		2	31
41874	ERV	ERV		2	32
43756	ESD	ESD		2	32
11698	ESJ	ESJ		2	31
11322	ETJ	ETJ		2	32
38311	ETT	ETT		2	33
41164	EVD	EVD		2	33
10099	EVV UNIT			7	63
11110	EVW	EVW		2	32
30533	EWE	EWE		1	19
30534	EWE	EWE		1	19
11132	EWf	EWf		2	32
11427	EWR UNIT			7	63
10925	EXC-Q1MPAR64CP60	EXC	CP60	1	29
10925	EXC-Q1MPAR64CP60			3	40
93409	EXC-Q1MPAR64CP60	EXC	CP60	1	29
93409	EXC-Q1MPAR64CP60			3	40
10928	EXD-Q1MPAR64CP61	EXD	CP61	1	29
10928	EXD-Q1MPAR64CP61			3	40
10929	EXD-Q1MPAR64CP61	EXD	CP61	1	29
10929	EXD-Q1MPAR64CP61			3	40
10930	EXE-Q1MPAR64CP62	EXE	CP62	1	29
10930	EXE-Q1MPAR64CP62			3	40
10931	EXE-Q1MPAR64CP62	EXE	CP62	1	29
10931	EXE-Q1MPAR64CP62			3	40
35482	EXG/PAR64/WFL230V	EXG		1	29
35482	EXG/PAR64/WFL230V			3	40
35483	EXG/PAR64/WFL240V	EXG		1	29
35483	EXG/PAR64/WFL240V			3	40
11478	EXL			7	63
11482	EXM			7	63
12092	EXR	EXR		2	31
12003	EXV	EXV		2	31
12095	EXW	EXW		2	31
11750	EXX	EXX		2	32
12097	EXY	EXY		2	31
13152	EYA	EYA		2	32
12696	EYB	EYB		2	33

Order Code	GE Description	ANSI	LIF	Section	Page
Index by Description (Continued)					
19322	EYB-5	EYB-5		2	33
13617	EYH/FKT	EYH		1	15
13617	EYH/FKT	EYH/FKT		2	33
23522	EZA			7	63
41783	EZA/4			7	63
23071	EZC			7	63
15832	EZF/EZJ	EZF		2	31
15477	EZK	EZK		2	32
15243	EZL UNIT			7	64
10019	F4T5/BLB			4	46
41435	F4T5/CW/CVG			6	58
39882	F4W/BLB			4	46
41106	F6T5/CW/CVG			6	58
39883	F6W/BLB			4	46
46720	F8T5/AMBER2/CVG			4	46
10077	F8T5/BLB			4	46
46714	F8T5/BLUE65/CVG			4	46
41107	F8T5/CW/CVG			6	58
46728	F8T5/GREEN89/CVG			4	46
46717	F8T5/PINK34/CVG			4	46
46723	F8T5/YELLOW14/CVG			4	46
39884	F8W/BLB			4	46
41108	F13T5/CW/CVG			6	58
41109	F13T8/AR/FR/CVG			6	59
41373	F14T8/AR/FR 6PK			4	48
40903	F14T8/AR/FS/6PK			4	48
41375	F14T8/AR/SA 6PK			4	48
16964	F14T8 F&SA			4	48
16974	F14T8 FA			4	48
41377	F14T8/SR 6PK			4	48
16986	F14T8 SW			4	48
46721	F15T8/AMBER2/CVG			4	46
22907	F15T8/AR/FR 6PK			4	48
22910	F15T8/AR/FS 6PK			4	48
22920	F15T8/AR/SA 6PK			4	48
35884	F15T8/BL 6PK			4	45
10172	F15T8/BLB			4	46
35885	F15T8/BLB 6PK			4	46
46715	F15T8/BLUE65/CVG			4	46
15722	F15T8/CINEMA32			1	26
15800	F15T8/CINEMA32/CVG			1	26
15723	F15T8/CINEMA55			1	26
15801	F15T8/CINEMA55/CVG			1	26
41110	F15T8/CW/CVG			6	59
16965	F15T8 F&SA			4	48
16977	F15T8 FA			4	48
46729	F15T8/GREEN89/CVG			4	46
46627	F15T8/KB/CVG/UPC			6	59
46718	F15T8/PINK34/CVG			4	46
49892	F15T8/PL/AQ 6PK			4	48
17002	F15T8 REP			4	48
46216	F15T8/SP35/CVG			6	59
41111	F15T8/SPX35/CVG			6	59
22904	F15T8/SR 6PK			4	48
16987	F15T8 SW			4	48
46725	F15T8/YELLOW14/CVG			4	46

Order Code	GE Description	ANSI	LIF	Section	Page	Order Code	GE Description	ANSI	LIF	Section	Page	Order Code	GE Description	ANSI	LIF	Section	Page
Index by Description (Continued)						Index by Description (Continued)						Index by Description (Continued)					
16941	F15WBL 350			4	45	47342	F24T12/CW/CVG			6	60	48104	F32T8/G/89/CVG			4	47
35884	F15WBL 365			4	45	48097	F24T12/CW/HO-CT			4	43	15993	F32T8/G/89ECO/CVG			4	47
46722	F15T12/AMBER2/CVG			4	47	48090	F24T12/CW/HO/CVG			6	61	25784	F32T8/GO/CVG			4	47
46716	F15T12/BLUE65/CVG			4	47	48175	F25T8/A/20/CVG			4	47	48102	F32T8/R/24/CVG			4	47
41114	F15T12/CW/CVG			6	61	48177	F25T8/B/80/CVG			4	47	15994	F32T8/R/24ECO/CVG			4	47
46719	F15T12/PINK34/CVG			4	47	16968	F25T8 F&SA			4	48	40803	F32T8/SP30/ECO/CVG			6	58
46726	F15T12/YELLOW14/CVG			4	47	16980	F25T8 FA			4	48	40286	F32T8/SP30/IS/WM/ECO/CVG			6	59
48171	F17T8/A/20/CVG			4	46	48178	F25T8/G/90/CVG			4	47	23665	F32T8/SP30U6/CVG			6	61
48173	F17T8/B/80/CVG			4	46	25783	F25T8/GO/CVG			4	47	40804	F32T8/SP35/ECO/CVG			6	58
48174	F17T8/G/90/CVG			4	46	48176	F25T8/R/26/CVG			4	47	40299	F32T8/SP35/IS/WM/ECO/CVG			6	59
15724	F17T8/CINEMA32			1	26	15978	F25T8/SP30/ECO/CVG			6	58	23656	F32T8/SP35U6/CVG			6	61
15806	F17T8/CINEMA32/CVG			1	26	15981	F25T8/SP35/ECO/CVG			6	58	40812	F32T8/SP41/ECO/CVG			6	58
15725	F17T8/CINEMA55			1	26	15984	F25T8/SP41/ECO/CVG			6	58	40309	F32T8/SP41/IS/WM/ECO/CVG			6	59
15810	F17T8/CINEMA55/CVG			1	26	15989	F25T8/SPX30/ECO/CVG			6	58	23657	F32T8/SP41U6/CVG			6	61
25779	F17T8/GO/CVG			4	47	15990	F25T8/SPX35/ECO/CVG			6	58	18366	F32T8/SP50/ECO/CVG			6	58
48172	F17T8/R/26/CVG			4	46	15991	F25T8/SPX41/ECO/CVG			6	58	18368	F32T8/SP65/ECO/CVG			6	58
15974	F17T8/SP35/ECO/CVG			6	58	16991	F25T8 SW			4	48	41125	F32T8/SPX30/ECO/CVG			6	58
15877	F17T8/SP41/ECO/CVG			6	58	10282	F25T12CW/28 6PK			4	45	23658	F32T8/SPX30U6/CVG			6	61
15975	F17T8/SPX35/ECO/CVG			6	58	38201	F25T12/CW/33 6PK			4	45	41126	F32T8/SPX35/ECO/CVG			6	58
15976	F17T8/SPX41/ECO/CVG			6	58	10286	F25T12/D/28			4	45	23659	F32T8/SPX35U6/CVG			6	61
16966	F18T8 F&SA			4	48	10299	F25T12/D/33			4	45	41127	F32T8/SPX41/ECO/CVG			6	58
16979	F18T8 FA			4	48	10293	F25T12/WWW/33			4	45	23660	F32T8/SPX41U6/CVG			6	60
17003	F18T8 REP			4	48	41120	F25T12/WWW/33/CVG			6	61	15971	F32T8/SPX50/ECO/CVG			6	58
16988	F18T8 SW			4	48	10702	F26"TB/CW/4"			4	45	14560	F32T8/SXL/SP35/ECO/CVG			6	59
17203	F18W/T8/830 GE CVG XL-R ECO			6	58	38199	F26"TB/CW/4 6PK			4	45	14551	F32T8/SXL/SP41/ECO/CVG			6	59
17204	F18W/T8/835/GE/CVG /XL-R ECO			6	58	25768	F28T5/GO/CVG			4	47	10023	F32T8/XL/SP30/WM/ECO			6	59
17205	F18W/T8/840 GE CVG XL-R ECO			6	58	17704	F28"TB/CW/4 6PK			4	45	40297	F32T8/XL/SP35/WM/ECO			6	59
93430	F18W/T8/860 GE CVG XL-R ECO			6	58	41121	F28T8/CW/4/CVG			6	59	40310	F32T8/XL/SP41/WM/ECO			6	59
22908	F20T12/AR/FR 6PK			4	49	10349	F30"TB/CW/4"			4	45	15972	F32T8/XL/SPX30ECO/CVG			6	58
22911	F20T12/AR/FS 6PK			4	49	10355	F30"T12/CW			4	45	00267	F32T8/XL/SPX30/HL/ECO/CVG			6	59
22922	F20T12/AR/SA 6PK			4	49	41374	F30T8/AR/FR 6PK			4	48	15973	F32T8/XL/SPX35ECO/CVG			6	58
10231	F20T12/B 6PK			4	47	40904	F30T8/AR/FS 6PK			4	48	00268	F32T8/XL/SPX35/HL/ECO/CVG			6	59
48260	F20T12/B/65/CVG			4	47	41376	F30T8/AR/SA 6PK			4	48	18369	F32T8/XL/SPX41ECO/CVG			6	58
10244	F20T12/BL 6PK			4	45	41122	F30T8/CW/CVG			6	59	00269	F32T8/XL/SPX41/HL/ECO/CVG			6	59
34747	F20T12/BLB 6PK			4	46	16969	F30T8 F&SA			4	48	40109	F34/CW/RS/WM/CVG			6	60
46377	F20T12/C50/CVG			6	61	16981	F30T8 FA			4	48	40805	F34/CW/RS/WM/ECO/CVG			6	60
15558	F20T12/CINEMA32			1	26	17004	F30T8 REP			4	49	40806	F34/LW/RS/WM/CVG			6	60
15766	F20T12/CINEMA32/CVG			1	26	46206	F30T8/SPX30/CVG			6	59	40112	F34/SP35/RS/WM/CVG			6	60
15712	F20T12/CINEMA32/HO			1	26	16992	F30T8 SW			4	49	40113	F34/SP41/RS/WM/CVG			6	60
15775	F20T12/CINEMA32/HO/CVG			1	26	15714	F30T12/CINEMA32			1	26	41138	F34/SPX30/RS/WM/ECO/CVG			6	60
15710	F20T12/CINEMA55			1	26	15779	F30T12/CINEMA32/CVG			1	26	41139	F34/SPX35/RS/WM/ECO/CVG			6	60
15774	F20T12/CINEMA55/CVG			1	26	15715	F30T12/CINEMA55			1	26	40114	F34/SPX41/RS/WM/CVG			6	60
15713	F20T12/CINEMA55/HO			1	26	15780	F30T12/CINEMA55/CVG			1	26	40110	F34/WWW/RS/WM/CVG			6	60
15776	F20T12/CINEMA55/HO/CVG			1	26	40126	F30T12/CW/RS/CVG			6	60	23664	F35CW/ECO/U6/CVG/UPC			6	61
40125	F20T12/CW/CVG			6	61	46211	F30T12/SP35/CVG			6	60	17007	F36BX F&SA			4	49
41000	F20T12/CW/CVG/UPC			6	61	41123	F30T12/SPX30/RS/CVG			6	60	17010	F36BX FA			4	49
10233	F20T12/G 6PK			4	47	41124	F30T12/SPX35/RS/CVG			6	60	17012	F36BX SW			4	49
48261	F20T12/G/89/CVG			4	47	41378	F30T12/SR 6PK			4	49	16970	F36T8 F&SA			4	49
46622	F20T12/KB/CVG/UPC			6	61	92882	F32T8/AR/FS			4	49	16982	F36T8 FA			4	49
49891	F20T12/PL/AQ 6PK			4	49	48103	F32T8/B/65/CVG			4	47	17006	F36T8 REP			4	49
48259	F20T12/R/24/CVG			4	47	15992	F32T8/B/65ECO/CVG			4	47	16995	F36T8 SW			4	49
46218	F20T12/SP35/CVG			6	61	16808	F32T8/B/80/CVG			4	47	17208	F36W/T8/830 GE CVG XL-R ECO			6	58
41116	F20T12/SPX35/CVG			6	61	47868	F32T8/CINEMA32			1	26	17202	F36W/T8/835 GE CVG XL-R ECO			6	58
22905	F20T12/SR 6PK			4	49	47881	F32T8/CINEMA32/CVG			1	26	17209	F36W/T8/840 GE CVG XL-R ECO			6	58
34747	F20W/BLB			4	46	47869	F32T8/CINEMA55			1	26	93437	F36W/T8/860 GE CVG XL-R ECO			6	58
41117	F24T8/CW/4/CVG			6	59	47882	F32T8/CINEMA55/CVG			1	26	16971	F38T8 F&SA			4	49

Introduction - Index SPECIALTY

Order Code	GE Description	ANSI	LIF	Section	Page	Order Code	GE Description	ANSI	LIF	Section	Page	Order Code	GE Description	ANSI	LIF	Section	Page	
Index by Description (Continued)						Index by Description (Continued)						Index by Description (Continued)						
16984	F38T8 FA			4	49	40127	F48T12/CW/CVG			6	60	13776	F72T10/CW 15PK				4	44
16999	F38T8 SW			4	49	45976	F48T12/CW/HO-AT			4	43	46198	F72T10/CW/VHO-CT				4	44
10514	F40/B 6 PK			4	47	40129	F48T12/CW/HO/CVG			6	61	10858	F72T10/J/CW				4	44
16817	F40B/CVG			4	47	46195	F48T12/CW/VHO-CT			4	44	15718	F72T12/CINEMA32/HO				1	26
10526	F40BL 6PK			4	45	41969	F48T12/D/HO/CVG			6	61	15785	F72T12/CINEMA32/ HO/CVG				1	26
40537	F40BL/U/3			4	45	41606	F48T12/J/CW1500/0			4	44	15719	F72T12/CINEMA55/HO				1	26
10531	F40BLB 6PK			4	46	48091	F48T12/SP35/CVG			6	60	15786	F72T12/CINEMA55/ HO/CVG				1	26
41132	F40/C50/CVG			6	60	48530	F48T12/SP35/HO-AT			4	43	13762	F72T12/CW/1500/0				4	44
41133	F40/C75/CVG			6	60	47352	F48T12/SPX30/HO-CT			4	43	46199	F72T12/CW/HO-AT				4	43
40111	F40/CW/CVG			6	60	41144	F48T12/SPX35/CVG			6	60	40811	F72T12/CW/HO/CVG				6	61
41436	F40/CW/CVG 6PACK			6	60	41146	F48T12/SPX35/HO/CVG			6	61	46200	F72T12/CW/VHO-CT				4	44
41964	F40/D/CVG			6	60	40092	F54" T12/SPB			4	49	25852	F72T12/GO/CVG				4	48
41965	F40/DX/CVG			6	60	26390	F54" T17/SPB			4	49	41612	F72T12/J/CW1500/0				4	44
10517	F40/G 6PK			4	47	45851	F55BX/AR/FS 6PK			4	49	48094	F72T12/N/HO/CVG				6	61
25850	F40/G0/CVG			4	48	15811	F55BX/CINEMA32			1	26	46213	F72T12/SP35/CVG				6	60
46623	F40/KB/CVG/UPC			6	60	15814	F55BX/CINEMA56			1	26	47346	F72T12/SP35/HO-CT				4	43
47343	F40/N/CVG			6	60	22084	F55BX/CINPLUS/32			1	26	46207	F72T12/SP35/HO/CVG				6	61
49893	F40PL/AQ 6PK			4	49	22085	F55BX/CINPLUS/56			1	26	46201	F72T12/SP41/HO-CT				4	43
23661	F40/SP30/U6/CVG			6	61	17008	F55BX F&SA			4	49	41151	F72T12/SPX30/HO/CVG				6	60
23662	F40/SP35/U6/CVG			6	61	17011	F55BX FA			4	49	41152	F72T12/SPX30/HO/CVG				6	61
23663	F40/SP41/U6/CVG			6	61	17013	F55BX SW			4	49	41153	F72T12/SPX35/CVG				6	60
46426	F40/SP65/CVG			6	60	16148	F58T8/835/ARCTIC			4	43	48095	F72T12/SPX35/HO-CT				4	43
41135	F40/SPX30/CVG			6	60	23752	F58T8/841/ARCTIC			4	43	41154	F72T12/SPX35/HO/CVG				6	61
41136	F40/SPX35/CVG			6	60	16972	F58T8 F&SA			4	49	41156	F84T12/CW/HO/CVG				6	61
41137	F40/SPX41/CVG			6	60	16985	F58T8 FA			4	49	25810	F96T8/GO/CVG				4	47
41130	F40T8/SP35/CVG			6	59	17000	F58T8 SW			4	49	40094	F96T8/SP30/CVG				6	59
41131	F40T8/SPX35/CVG			6	59	12403	F58W/T8/830/GE/CVG/ XL-R ECO			6	59	40095	F96T8/SP35/CVG				6	59
47351	F40T8/SPX41/CVG			6	59	12405	F58W/T8/835/GE/CVG/ XL-R ECO			6	59	40107	F96T8/SP35/HO/CVG				6	59
22909	F40T12/AR/FR 6PK			4	49	35444	F58W/T8/835PLYLX			4	43	40096	F96T8/SP41/CVG				6	59
22914	F40T12/AR/FS 6PK			4	49	12407	F58W/T8/840/GE/CVG/ XL-R ECO			6	59	40108	F96T8/SP41/HO/CVG				6	59
22923	F40T12/AR/SA 6PK			4	49	35445	F58W/T8/840PLYLX			4	43	40099	F96T8/SPX30/CVG				6	59
48100	F40T12/B/65/CVG			4	47	39683	F59" T12/SPB			4	49	40105	F96T8/SPX35/CVG				6	59
47857	F40T12/CINEMA32			1	26	39157	F60T10/CW			4	44	46208	F96T12/C50/CVG				6	60
47876	F40T12/CINEMA32/CVG			1	26	13002	F60T10/CW 6PK			4	44	15720	F96T12/CINEMA32/HO				1	26
15716	F40T12/CINEMA32/HO			1	26	46197	F60T10/CW/VHO-CT			4	44	15794	F96T12/CINEMA32/ HO/CVG				1	26
15782	F40T12/CINEMA32/ HO/CVG			1	26	40441	F60T10/J/CW			4	44	15721	F96T12/CINEMA55/HO				1	26
47864	F40T12/CINEMA55			1	26	17135	F60T10/SP30			4	44	15798	F96T12/CINEMA55/ HO/CVG				1	26
47877	F40T12/CINEMA55/CVG			1	26	41147	F60T12/CW/CVG			6	60	13788	F96T12/CW/1500/0				4	44
15717	F40T12/CINEMA55/HO			1	26	47353	F60T12/CW/HO-CT			4	43	47350	F96T12/CW-CT				4	43
15783	F40T12/CINEMA55/ HO/CVG			1	26	41148	F60T12/CW/HO/CVG			6	61	40117	F96T12/CW/CVG				6	60
48101	F40T12/G/89/CVG			4	47	46422	F64T6/CW/CVG			6	58	45912	F96T12/CW/HO-AT				4	44
48099	F40T12/R/24/CVG			4	47	41143	F64T6/SP35/CVG			6	58	11918	F96T12/CW/HO/CT				4	44
46212	F40T12/SP30/CVG			6	60	16149	F70T8/835/ARCTIC			4	43	40808	F96T12/CW/HO/CVG				6	61
46214	F40T12/SP35/CVG			6	60	23754	F70T8/841/ARCTIC			4	43	40116	F96T12/CW/HO/WM/CVG				6	61
22906	F40T12/SR 6PK			4	49	12421	F70W/T8/830/GE/CVG/ XL-R ECO			6	59	16821	F96T12/CW/HO/WM/ ECO/CVG				6	61
25618	F40W/BLB			4	46	12423	F70W/T8/835/GE/CVG/ XL-R ECO			6	59	46202	F96T12/CW/VHO-CT				4	44
41140	F42T6/CW/CVG			6	58	35579	F70W/T8/835PLYLX			4	43	40115	F96T12/CW/WM/CVG				6	60
41142	F42T6/SP35/CVG			6	58	12424	F70W/T8/840/GE/CVG/ XL- ECO			6	59	40807	F96T12/CW/WM/ECO/CVG				6	61
41141	F42T6/WM/CVG			6	58	35580	F70W/T8/840PLYLX			4	43	11919	F96T12/D/HO/CT				4	44
46625	F48"/25W/UTSL/CVG/UPC			6	60	41149	F72T8/CW/CVG			6	59	46424	F96T12/D/HO/CVG				6	61
10742	F48T10/CW			4	44													
46196	F48T10/CW/VHO-CT			4	44													
10743	F48T10/J/CW			4	44													
34206	F48T12/CW/1500/0			4	44													

Order Code	GE Description	ANSI	LIF	Section	Page	Order Code	GE Description	ANSI	LIF	Section	Page	Order Code	GE Description	ANSI	LIF	Section	Page	
Index by Description (Continued)						Index by Description (Continued)						Index by Description (Continued)						
41973	F96T12/DX/CVG			6	60	39738	FEP-Q1MT6/4CL	FEP	CP77	1	15	39780	FSL	FSL	CP81	1	16	
46430	F96T12/DX/HO/CVG			6	61	33760	FER-Q1000T6/4CL	FER		1	20	20310	FTL	FTL	CP43	1	17	
25853	F96T12/GO/CVG			4	48	35338	FEX-Q2MT8/4CL	FEX	P2/27	1	20	20309	FTM	FTM	CP43	1	17	
25854	F96T12/GO/HO/CVG			4	48	35339	FEX-Q2MT8/4CL	FEX	P2/27	1	20	39241	FVA	FVA	CP70	1	16	
41613	F96T12/J/CW1500/0			4	44	39790	FEY-Q2000T8/4CL	FEY	P2/27	1	20	39242	FVB	FVB	CP70	1	16	
46215	F96T12/SP35/CVG			6	60	29592	FFJ	FFJ		2	33	39657	FWP	FWP	T19	1	16	
45979	F96T12/SP35/HO-CT			4	44	30276	FFM	FFM		1	20	39658	FWR	FWR	T19	1	16	
46210	F96T12/SP35/HO/CVG			6	61	30276	FFM	FFM		2	33	39723	FWS	FWS	T29	1	16	
40118	F96T12/SP35/HO/WM/CVG			6	61	13233	FFN-Q1000PAR64/1	FFN		1	28	39667	FWT	FWT	T29	1	16	
40124	F96T12/SP35/WM/CVG			6	61	13233	FFN-Q1000PAR64/1	FFN		3	40	21613	FXL	FXL		2	32	
45993	F96T12/SP35/WMP/CVG			6	60	13229	FFP-Q1000PAR64/2	FFP		1	28	15872	G4T5			8	69	
45994	F96T12/SP35/WMP/ECOCVG			6	51	13229	FFP-Q1000PAR64/2	FFP		3	40	15873	G6T5			8	69	
40123	F96T12/SP41/HO/WM/CVG			6	61	13228	FFR-Q1000PAR64/5	FFR		1	28	11077	G8T5			8	69	
45264	F96T12/SP65/HO/CVG			6	61	13228	FFR-Q1000PAR64/5	FFR		3	40	11078	G15T8			8	69	
41157	F96T12/SPX30/CVG			6	60	13227	FFS-Q1000PAR64/6	FFS		1	28	16494	G16T5			8	69	
41160	F96T12/SPX30/HO/CVG			6	61	13227	FFS-Q1000PAR64/6	FFS		3	40	11082	G25T8			8	69	
41158	F96T12/SPX35/CVG			6	60	20884	FFT/HIR-Q675T3/4				1	21	11080	G30T8			8	69
48096	F96T12/SPX35/HO-CT			4	44	33280	FFT-Q1000T3/1CL	FFT		1	21	15874	G36T5			8	69	
41161	F96T12/SPX35/HO/CVG			6	61	13226	FGM-Q1000PAR64/3	FGM		1	28	15875	G55T8/HO			8	69	
41159	F96T12/SPX41/CVG			6	60	13226	FGM-Q1000PAR64/3	FGM		3	40	15864	G64T5			8	69	
41162	F96T12/SPX41/HO/CVG			6	61	13225	FGN-Q1000PAR64/7D	FGN		1	28	16479	GBX5/UVC			8	69	
30325	FAD-Q650T4/4CL	FAD	P2/6	1	20	13225	FGN-Q1000PAR64/7D	FGN		3	40	15877	GBX9/UVC			8	69	
29581	FAL	FAL		2	33	41229	FGT-Q1500T4/4	FGT		1	21	15879	GBX11/UVC			8	69	
41668	FAY-Q650PAR36/3D	FAY		1	28	23792	FHM-Q1000/T3/4	FHM	P2/29	1	21	15881	GBX13/UVC			8	69	
41668	FAY-Q650PAR36/3D	FAY		3	38	47614	FHS	FHS		2	31	15882	GBX18/UVC/2G11			8	69	
41669	FBE-Q650PAR36/5D	FBE		1	28	47914	FHX	FHX		2	31	15883	GBX36/UVC/2G11			8	69	
41669	FBE-Q650PAR36/5D	FBE		3	38	30541	FKB	FKB	T13	1	19	15885	GBX55/UVC/2G11			8	69	
33663	FBG/FBD	FBG		1	15	20385	FKD	FKD	T14	1	19	39457	GCS	GCS	T27	1	17	
33663	FBG/FBD	FBG/FBD		2	33	30532	FKE	FKE	T15	1	19	39636	GCS	GCS	T26	1	17	
41671	FBO-Q650PAR36/5	FBO		1	28	30535	FKF	FKF	T17	1	19	39456	GCT	GCT	T27	1	17	
41671	FBO-Q650PAR36/5	FBO		3	38	20320	FKH	FKH	CP39	1	17	39635	GCT	GCT	T26	1	17	
47912	FBS25/BLB/PP			4	46	20321	FKH	FKH	CP39	1	17	39455	GCV	GCV	T25	1	17	
12263	FBS25/GS/PP			4	49	20286	FKJ	FKJ	CP40	1	17	39717	GCV	GCV	T18	1	17	
30343	FBX-Q650T4/4	FBX	P2/6	1	20	39655	FKJ	FKJ	CP40	1	17	39262	GCW	GCW	T25	1	17	
30374	FBY-Q1000T5/4	FBY		1	20	31844	FKK	FKK	CP41	1	18	39629	GCW	GCW	T18	1	17	
25665	FC8T9/BLB			4	46	31849	FKK	FKK	CP41	1	18	11134	GEMINI 300 (EZG)			2	35	
29598	FCB	FCB	A1/228	1	20	20323	FKM	FKM	CP51	1	19	34812	GFA-Q1200PAR64/5	GFA		1	29	
29598	FCB	FCB		2	33	30546	FKN	FKN	CP52	1	19	34812	GFA-Q1200PAR64/5	GFA		3	40	
13895	FCM/HIR-Q650T3/4	FCM		1	21	39734	FKR	FKR	1	15	34810	GFB-Q1200PAR64/2	GFB		1	29		
23797	FCM-Q1000T3/4CL	FCM	P2/28	1	21	39735	FKR	FKR	1	15	34810	GFB-Q1200PAR64/2	GFB		3	40		
14876	FCR	FCR		2	33	39781	FKW-Q300T8	FKW	CP81	1	16	34808	GFC-Q1200PAR64/1	GFC		1	29	
13598	FCS	FCS		2	33	39730	FLK/LL-Q575T6			1	15	34808	GFC-Q1200PAR64/1	GFC		3	40	
35853	FCV-Q1000/4	FCV		1	15	11450	FLK-Q575T6	FLK		1	15	39750	GKV	GKV		1	15	
41672	FCW-Q650PAR36/6	FCW		1	28	31964	FLT	FLT		2	31	39739	GKV-Q575T6/4CL	GKV		1	15	
41672	FCW-Q650PAR36/6	FCW		3	38	19886	FLW	FLW		2	33	39751	GKV/LL	GKV		1	15	
41673	FCX-Q650PAR36/7	FCX		1	28	14887	FML	FML		2	31	39752	GKV/LL	GKV		1	15	
41673	FCX-Q650PAR36/7	FCX		3	38	30475	FMR-Q600T5	FMR		1	17	93428	GLA-Q575T6/4CL	GLA		1	15	
23841	FDB-Q1500T4/4CL	FDB		1	21	18241	FNT	FNT		2	33	93429	GLC-Q575T6/5CL	GLC		1	15	
20881	FDH/HIR-Q350T2/4CL			1	21	39630	FRE	FRE	T26	1	17	92771	GLD-Q750T6/4CL	GLD		1	15	
23735	FDH-Q500T3/4CL	FDH	P2/30	1	21	39623	FRG-Q500T8	FRG	CP82	1	17	92773	GLE-Q750T6/4CL	GLE		1	15	
23734	FDN-Q500T3/4	FDN	P2/31	1	21	39624	FRH	FRH	CP82	1	17	27328	H1-55			11	90	
35321	FDT	FDT		2	33	39628	FRJ	FRJ	CP82	1	17	27569	H1-70/28V			11	90	
36878	FDV	FDV		2	33	39637	FRK-Q650T8	FRK	CP89	1	17	27329	H1-100			11	90	
39769	FEL-Q1000/4CL	FEL	CP77	1	15	39640	FRL	FRL	CP89	1	17	27330	H2-55			11	91	
39736	FEP-Q1MT6/4CL	FEP	CP77	1	15	39642	FRM	FRM	CP89	1	17	23442	H3-35			11	91	
						39779	FSK	FSK	CP81	1	16	27331	H3-55			11	91	




Introduction - Index

SPECIALTY

Order Code	GE Description	ANSI	LIF	Section	Page	Order Code	GE Description	ANSI	LIF	Section	Page	Order Code	GE Description	ANSI	LIF	Section	Page	
Index by Description (Continued)						Index by Description (Continued)						Index by Description (Continued)						
23445	H3-55HD			11	91	17607	HPL550/C 77V			1	16	23847	Q6 6A/T2 1/2/1CL				7	63
23428	H3-65/28V			11	91	37128	HPL575			1	16	38271	Q6.6A/PAR56/2				7	64
27332	H3-70/28V			11	91	37131	HPL575			1	16	33279	Q6.6A PAR56/3				7	64
12341	H3-100			11	91	37817	HPL575-X LL			1	16	18309	Q6.6A/PAR56/4				7	64
27334	H4-60/55			11	91	37818	HPL575-X LL			1	16	13224	Q6.6A/PAR 64/2P				7	64
27342	H4-75/70/28V			11	91	92431	HPL575/C 115V			1	16	13223	Q6.6A/PAR 64/3P				7	64
18350	H4360 Bulk	H4360		10	80	92433	HPL575/C 120V			1	16	23857	Q6.6A/T4/5CL				7	64
15129	H4405	H4405		3	37	92434	HPL575/LL/C 115V			1	16	23860	Q6.6AT4/DCR				7	64
17674	H4460X Bulk	H4460X		10	80	92435	HPL575/LL/C 120V			1	16	15485	Q20A/PAR56/1/C				7	64
15133	H4515	H4515		3	37	37824	HPL750			1	16	32861	Q20A/PAR56/2				7	64
41453	H5360 Bulk	H5360		10	80	37826	HPL750			1	16	23863	Q20A/PAR56/3				7	64
43561	H7550	H7550		3	37	92432	HPL750/C 115V			1	16	15482	Q20A/PAR56/C				7	64
23541	H7550-1 Bulk	H7550-1		3	37	92770	HPL750/LL/C			1	16	41541	Q45T4/CL				7	63
43564	H7551	H7551		7	67	92768	HPL750-XLL-C			1	16	14473	Q45T4/CL/DCR				7	63
43567	H7552	H7552		7	67	92769	HPL750-XLL-C			1	16	32917	Q65T2 1/2/1CL				7	63
43570	H7553	H7553		7	67	35233	HX270	HX270		1	18	25137	Q150MR16-15LEAD				2	32
43574	H7554 Bulk	H7554		7	67	35234	HX270	HX270		1	18	16580	Q200T3				1	20
44642	H7555	H7555		7	67	30503	HX48	HX48		1	18	43713	Q200T3/CL				1	20
44924	H7556	H7556		7	67	30504	HX48	HX48		1	18	40702	Q200T4/CL				7	64
12720	H7557	H7557		7	67	39753	HX800	HX800		1	15	11548	Q235T4/3				1	16
42841	H7600	H7600		10	79	39754	HX800	HX800		1	15	23718	Q250PAR/FL30				3	38
43576	H7604	H7604		3	38	22961	KPR102			11	85	23719	Q250PAR/SP10				3	38
14616	H7606	H7606		10	80	23151	KPR104			11	85	43704	Q300T3	EHZ			1	21
17672	H7607 Bulk	H7607		10	80	23153	KPR113			11	85	43703	Q300T3/CL	EHM			1	21
14617	H7609	H7609		10	80	23154	KPR118			11	85	43705	Q300T4/CL	EHP			1	20
14618	H7610	H7610		10	80	15029	L30			5	52	13894	Q350T3/HIR				1	21
49695	H7612	H7612		10	79	15071	L30/W			5	52	43708	Q400T4/CL	EHR			1	20
49731	H7614	H7614		3	38	15804	L40			5	52	11178	Q425T3/CL				1	21
42838	H7616	H7616		3	37	15839	L40/W			5	52	43495	Q500PAR56MFL				1	28
14619	H7619	H7619		10	80	17226	L60			5	52	43495	Q500PAR56MFL				3	39
45058	H7621-1 Bulk	H7621-1		10	79	17266	L60/W			5	52	43494	Q500PAR56NSP				1	28
43591	H7635	H7635		3	39	39936	MARC 350-16T EZT			2	35	43494	Q500PAR56NSP				3	39
18022	H7635X Bulk	H7635X		3	39	12571	ML20/ OF-28			10	77	43496	Q500PAR56WFL				1	28
17894	H7680HIR	H7680		3	39	12275	MQ112000/T9/40			1	25	43496	Q500PAR56WFL				3	39
		HIR				37405	MVR1500/HBU			1	25	30287	Q500PAR64/MFL	CP88			1	28
26694	H7680X HIR	H7680X		3	39	47326	MVR1500/U/SPORTS			1	25	30287	Q500PAR64/MFL				3	40
		HIR				25532	MVR1650/HOR			1	25	30288	Q500PAR64/MFL	CP88			1	28
23250	H7913HIR Bulk	H7913		10	80	91580	OC1200			1	17	30288	Q500PAR64/MFL				3	40
		HIR				40778	P21W 24V			11	88	30283	Q500PAR64/NSP	CP87			1	28
13426	H7921-1 Bulk	H7921-1		10	78	27222	PC168			11	90	30283	Q500PAR64/NSP				3	40
47460	H7935-1	H7935-1		3	37	72221	PC194			11	90	30286	Q500PAR64/NSP	CP87			1	28
15767	H9405	H9405		3	37	30162	PH/111A			2	35	30286	Q500PAR64/NSP				3	40
15769	H9406	H9406		10	80	43220	PH/140			2	35	30280	Q500PAR64/VNSP	CP86			1	28
15771	H9411	H9411		10	80	40569	PH/211			2	35	30280	Q500PAR64/VNSP				3	40
15772	H9414 Bulk	H9414		10	80	40570	PH/212			2	35	30282	Q500PAR64/VNSP	CP86			1	28
16484	H9415	H9415		10	78	40571	PH/213			2	35	30282	Q500PAR64/VNSP				3	40
17988	H9415A	H9415A		10	78	25181	PR2	PR2		11	85	23731	Q500T3/CL	FCL			1	21
16976	H9420	H9420		10	78	25193	PR3	PR3		11	85	23733	Q500T3/CL	DVS			1	21
16482	H9421	H9421		10	78	12677	PR4	PR4		11	85	23744	Q500T3/CL/6				1	21
20089	HH210			9	73	25222	PR6	PR6		11	85	39071	Q500T8/1CL				7	64
20091	HH450			9	73	25235	PR7	PR7		11	85	19697	Q625T3/4CLP2/10		P2/10		1	21
20092	HH451			9	73	25252	PR12	PR12		11	85	19698	Q625T3/4CLP2/10		P2/10		1	21
20090	HH599			9	73	25262	PR13	PR13		11	85	43498	Q1000PAR64MFL				1	28
20093	HH804			9	73	25289	PR18	PR18		11	85	43498	Q1000PAR64MFL				3	40
17608	HPL375/C 115V			1	16	30124	PXA 50			2	35	43497	Q1000PAR64NSP				1	28
18189	HPL375/LL/C 115V			1	16	30129	PXA/80			2	35	43497	Q1000PAR64NSP				3	40

Order Code	GE Description	ANSI	LIF	Section	Page	Order Code	GE Description	ANSI	LIF	Section	Page	Order Code	GE Description	ANSI	LIF	Section	Page
Index by Description (Continued)						Index by Description (Continued)						Index by Description (Continued)					
43499	Q1000PAR64/WFL			1	28	38893	QH375T3/CL/7			9	72	29333	SPL1000/PAR64/840			3	41
43499	Q1000PAR64/WFL			3	40	21788	QH500T3/CL			9	72	29336	SPL1000/PAR64/HR			1	29
29331	Q1000T8/CL		T11	1	16	21787	QH500T3/CL/7			9	72	29336	SPL1000/PAR64/HR			3	41
19695	Q1250T3/P2/12		P2/12	1	21	22365	QH1000T3/2CL/HT			9	72	30061	SPL1500/L/H/652			1	25
19696	Q1250T3/P2/12		P2/12	1	21	22355	QH1000T3/CL			9	72	39656	T11		T11	1	16
22109	Q4509	Q4509		10	77	22357	QH1000T3/CL			9	72	39659	T11		T11	1	16
37706	Q4554	Q4554		10	78	22358	QH1000T3/CL/1			9	72	39661	T12		T12	1	16
40579	Q4559	Q4559		10	78	22531	QH1200T3/CL			9	72	39663	T12		T12	1	16
42552	Q4559X	Q4559X		10	78	22532	QH1200T3/CL/HT			9	72	30542	T13		T13	1	19
41097	Q4566	Q4566		10	78	22686	QH1600T3/CL			9	72	20388	T14		T14	1	19
37372	Q4597	Q4597		10	78	22688	QH1600T3/CL			9	72	30521	T16		T16	1	20
40577	Q4629	Q4629		10	78	22695	QH1600T3/CL			9	72	30536	T17		T17	1	19
34537	Q4631	Q4631		10	77	22691	QH1600T3/CL/7			9	72	39731	T28		T28	1	19
39112	Q4632	Q4632		10	77	22699	QH1600T3/CL/7			9	72	39733	T28		T28	1	19
36271	Q4681	Q4681		10	78	22838	QH2500T3/CL			9	73	39647	T29		T29	1	16
41452	Q5551	Q5551		10	77	22837	QH2500T3/CL/7			9	73	12756	TEL/6PSB			11	88
16784	Q5559	Q5559		10	78	20718	QH2500T3/CL/VB			9	73	12760	TEL/12PSB			11	88
29130	Q7558 PAR36 WFL	Q7558		3	37	40489	QH3200T3/CL 240V			9	73	29001	TEL/24E2			11	88
28113	Q7559 PAR36 VWFL	Q7559		3	37	40491	QH3200T3/CL 277V			9	73	12071	TEL/24PSB			11	88
28111	Q7560 PAR36 NSP	Q7560		3	37	10872	QH3650T3/CL/5			9	73	12761	TEL/28MB			11	89
28874	Q7561 PAR36 VNSP	Q7561		3	37	22875	QH3800T3/CL			9	73	12072	TEL/28PSB			11	88
14202	Q2MT3/CL			9	73	13648	QH3800T3/CL/1			9	73	29041	TEL/48C2			11	88
23843	Q6M/T3/CL/HT			9	73	22878	QH3800T3/CL/VB			9	73	12075	TEL/48PSB			11	88
48770	Q12MT26/4CL			1	18	13511	QH6600T3/CL			9	73	12076	TEL/60MB			11	89
48771	Q12MT26/4CL			1	18	22789	QH2M/T3/1CL/HT			9	73	12077	TEL/60PSB			11	88
48779	Q12MT26/4CL			1	18	22790	QH2M/T3/CL/HT			9	73	12078	TEL/120MB			11	89
48776	Q24MT32/4CL			1	18	15551	QH2MT3/1CL/HT/VB			9	73	12080	TEL/120PSB			11	88
48777	Q24MT32/4CL			1	18	12716	QH2MT3/CL/HT/R			9	73	35336	THE 436 6A 36W			7	63
39019	QH300T3/CL			9	72	18668	QH2MT3/CL/VB			9	62	17530	TPL1000			9	73
21337	QH375T3/CL			9	72	22900	QH5M/T3/1CL/HT			9	73	37635	TPL1000			9	73
						29333	SPL1000/PAR64/840			1	29						

SHOWBIZ[®]



FEATURES

- For stage, studio, film and television lighting
- Incandescent, Quartzline® Halogen, High Intensity Discharge (HID), Cinema Fluorescent Technologies, Stage/Studio PAR Sealed Beams
- Quartzline® Halogen in low (120V) and high (240V) voltage single-ended and double-ended configurations
- Many Quartzline® Halogen lamps with Chromised Seal Protection to 500°C in the seal pinch
- HID in CSR, ConstantColor® CMH®, CSS, CSD and CID brand name codes
- CSR (Daylight) in single-ended short arc, single and double-end hot restrike
- ConstantColor® CMH® for “warmer people lighting”
- Cinema Fluorescent in linear, linear with covRguard®, and Biax®
- For additional reflectorized PAR Lighting (Halogen and HID) see Directional Lighting, Section 3

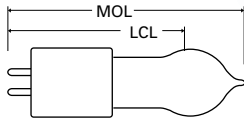


Fig. 7

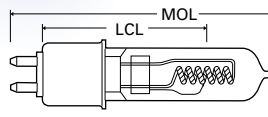


Fig. 8

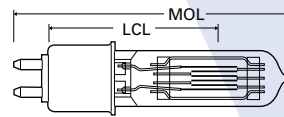


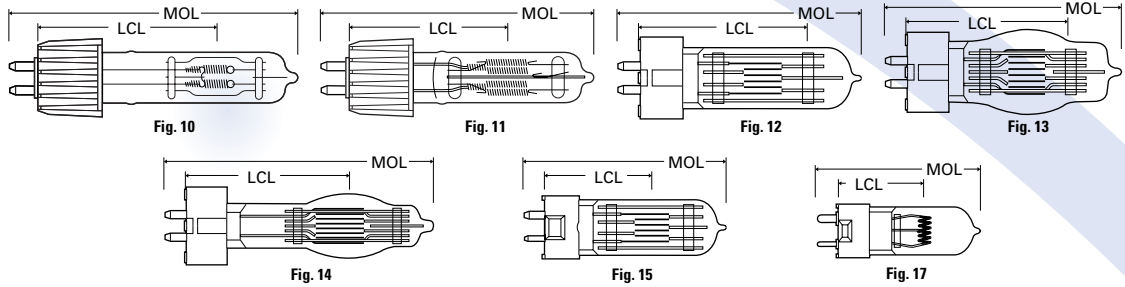
Fig. 9

APPLICATIONS

- Indoor and Outdoor Filming
- Stage Theater
- Photography Studios
- Concerts
- Color Simulation
- Architectural Lighting
- Night Clubs
- Large Screen Presentations
- TV Studios

Watts	Volts	Order Code	Description	ANSI Code	LIF Code	Case Qty.	Bulb	Base	Filament Type	Lumens	Color Temp.	Life (hrs)	LCL (mm)	MOL (mm)	Burning Position	Bulb Finish	Footnotes	Figure Number
Single-Ended Lamps – G5.3, Miniature 2-Pin Base																		
30	10.8	37346	DZA	DZA		24	T-3.5	G5.3	C-6	530	3100	400	27	51	BDTHCH		62	
250	120	13617	EYH/FKT	EYH		24	G-6	G5.3	CC-6	6000	3000	200	36	64	BDTHCH		62	7
500	120	33663	FBG/FBD	FBG		24	G-6	G5.3	CC-6	13200	3200	50	44	76	ANYCH		62	7
600	120	30364	DYH	DYH		24	G-7	G5.3	CC-6	17000	3200	75	36	64	ANYCH		62	7
650	120	30304	DVY	DVY		24	G-6	G5.3	CC-6	20000	3300	25	36	64	BDTHCH		62	7
Single-Ended Lamps – G9.5, Medium 2-Pin Base																		
500	120	39768	EHD-Q500CL/TP	EHD		24	T-6	G9.5	CC-8	10000	2900	2000	60	105	Any		62	8
		39789	EHC-Q500/5CL	EHC		24	T-6	G9.5	CC-8	12700	3150	500	60	105	Any		62	8
575	115	11450	FLK-Q575T6	FLK		24	T-6	G9.5	CC-8	16500	3200	300	60	105	Any		62	8
		39730	FLK/LL-Q575T6			24	T-6	G9.5	CC-8	12800	3100	1500	60	105	Any		62	8
		93428	GLA-Q575T6/4CL	GLA		24	T-6	G9.5	C-13D	13000	3050	1500	60	105	Any		62	9
		93429	GLC-Q575T6/5CL	GLC		24	T-6	G9.5	C-13D	14500	3200	300	60	105	Any		62	9
600	230	39739	GKV-Q575T6/4CL	GKV		24	T-6	G9.5	C-13D	14000	3200	250	60	105	Any		62	9
		39751	GKV/LL	GKV		24	T-6	G9.5	C-13D	11000	3000	1500	60	105	Any		62	9
	240	39750	GKV	GKV		24	T-6	G9.5	C-13D	14000	3200	250	60	105	Any		62	9
		39752	GKV/LL	GKV		24	T-6	G9.5	C-13D	11000	3000	1500	60	105	Any		62	9
650	230	39734	FKR	FKR		24	T-6	G9.5	C-13D	15000	3100	300	60	105	Any		62	9
	240	39735	FKR	FKR		24	T-6	G9.5	C-13D	15000	3100	300	60	105	Any		62	9
750	115	92771	GLD-Q750T6/4CL	GLD		24	T-6	G9.5	C-13D	19000	3200	300	60	105	Any		62	9
		92773	GLE-Q750T6/4CL	GLE		24	T-6	G9.5	C-13D	17400	3050	1500	60	105	Any		62	9
	120	39680	BWM-Q750T7/4CL/TP	BWM		6	T-7	G9.5	C-13D	21000	3200	200	60	114	BDTH		1,62	9
		39771	EHF-Q750/4CL	EHF		24	T-6	G9.5	CC-8	20000	3200	300	60	105	Any		62	8
		39770	EHG-Q750CL/TP	EHG		24	T-6	G9.5	CC-8	15000	3000	2000	60	105	Any		62	8
800	230	39753	HX800	HX800		24	T-6	G9.5	C-13D	20000	3200	250	60	105	Any		62	9
	240	39754	HX800	HX800		24	T-6	G9.5	C-13D	20000	3200	250	60	105	Any		62	9
1000	120	39792	BWN-Q1000T7/4CL/TP	BWN		24	T-7	G9.5	C-13D	28500	3200	250	60	114	BDTH		1,62	9
		35853	FCV-Q1000/4	FCV		6	T-6	G9.5	CC-8	26500	3200	375	60	105	Any	Frosted	22,62	8
		39769	FEL-Q1000/4CL	FEL	CP77	24	T-6	G9.5	CC-8	27500	3200	300	60	105	Any		22,62	8
	230	39738	FEP-Q1MT6/4CL	FEP	CP77	24	T-6	G9.5	CC-8	25000	3200	300	60	105	Any		62	8
	240	39736	FEP-Q1MT6/4CL	FEP	CP77	24	T-6	G9.5	CC-8	25000	3200	300	60	105	Any		62	8

Stage and Studio - Halogen SECTION 1



Watts	Volts	Order Code	Description	ANSI Code	LIF Code	Case Qty.	Bulb	Base	Filament Type	Lumens	Color Temp.	Life (hrs)	LCL (mm)	MOL (mm)	Burning Position	Bulb Finish	Footnotes	Figure Number
Single-Ended Lamps – G9.5, Medium 2-Pin Heat Sink Base																		
375	115	17608	HPL375/C 115V			12	T-6	G9.5/HS 4-C8		10540	3250	300	60	106	Any		18,62	10
		18189	HPL375/LL/C 115V			12	T-6	G9.5/HS 4-C8		8000	3050	1000	60	106	Any		18,62	10
550	77	17607	HPL550/C 77V			12	T-6	G9.5/HS 4-C8		16170	3250	300	60	106	Any		18,62	10
575	115	92431	HPL575/C 115V			12	T-6	G9.5/HS 4-C8		16500	3200	300	60	106	Any		62	10
		92434	HPL575/LL/C 115V			12	T-6	G9.5/HS 4-C8		12360	3050	2000	60	106	Any		62	10
120		92433	HPL575/C 120V			12	T-6	G9.5/HS 4-C8		16520	3200	300	60	106	Any		62	10
		92435	HPL575/LL/C 120V			12	T-6	G9.5/HS 4-C8		12360	3050	2000	60	106	Any		62	10
230		37128	HPL575			12	T-6	G9.5/HS 6-C8		14900	3200	300	60	106	Any		62	11
		37817	HPL575-X LL			12	T-6	G9.5/HS 6-C8		11780	3050	1500	60	106	Any		62	11
240		37131	HPL575			12	T-6	G9.5/HS 6-C8		14900	3200	300	60	106	Any		62	11
		37818	HPL575-X LL			12	T-6	G9.5/HS 6-C8		11780	3050	1500	60	106	Any		62	11
750	115	92432	HPL750/C 115V			12	T-6	G9.5/HS 4-C8		22000	3200	300	60	106	Any		7,62	10
		92770	HPL750/LL/C			12	T-6	G9.5/HS 4-C8		16400	3050	2000	60	106	Any		7,62	10
230		37824	HPL750			12	T-6	G9.5/HS 6-C8		19750	3200	300	60	106	Any		7,62	11
		92768	HPL750-XLL-C			12	T-6	G9.5/HS 6-C8		15600	3050	1500	60	106	Any		7,62	11
240		37826	HPL750			12	T-6	G9.5/HS 6-C8		19750	3200	300	60	106	Any		7,62	11
		92769	HPL750-XLL-C			12	T-6	G9.5/HS 6-C8		15600	3050	1500	60	106	Any		7,62	11
Single-Ended Lamps – GX9.5, Prefocus Medium 2-Pin Base																		
650	120	34328	EKD-Q650/3CL/2PP	EKD		24	G-6	GX9.5	CC-6	20000	3300	25	37	64	BDTHCH		62	
230		39654	CP23		CP23	12	T-8	GX9.5	C-13	16900	3200	100	55	110	BDTH		62	12
		39661	T12		T12	12	T-8	GX9.5	C-13	13500	3000	750	55	110	BDTH		62	12
240		39660	CP23		CP23	12	T-8	GX9.5	C-13	16900	3200	100	55	110	BDTH		62	12
		39663	T12		T12	12	T-8	GX9.5	C-13	13500	3000	750	55	110	BDTH		62	12
1000	120	29331	Q1000T8/CL		T11	24	G-11	GX9.5	C-13	23500	3050	750	55	110	BDTH		62	13
230		39651	CP24		CP24	12	G-11	GX9.5	C-13	26000	3200	200	55	110	BDTH		62	13
		39241	FVA	FVA	CP70	12	T-11	GX9.5	C-13D	25000	3200	200	55	110	BDTH		62	12
		39657	FWP	FWP	T19	12	T-11	GX9.5	C-13D	21000	3050	750	55	110	BDTH		62	12
		39656	T11		T11	12	G-11	GX9.5	C-13	23000	3050	750	55	110	BDTH		62	13
240		39653	CP24		CP24	12	G-11	GX9.5	C-13	26000	3200	200	55	110	BDTH		62	13
		39242	FVB	FVB	CP70	12	T-11	GX9.5	C-13D	25000	3200	200	55	110	BDTH		62	12
		39658	FWR	FWR	T19	12	T-11	GX9.5	C-13D	21000	3050	750	55	110	BDTH		62	12
		39659	T11		T11	12	G-11	GX9.5	C-13	23000	3050	750	55	110	BDTH		62	13
1200	120	39647	T29		T29	12	G-11	GX9.5	C-13D	30500	3050	400	67	125	BDTH		62	14
230		39724	CP90		CP90	12	G-11	GX9.5	C-13D	33000	3200	200	67	125	BDTH		62	14
		39723	FWS	FWS	T29	12	G-11	GX9.5	C-13D	29000	3050	400	67	125	BDTH		62	14
240		39725	CP90		CP90	12	G-11	GX9.5	C-13D	33000	3200	200	67	125	BDTH		62	14
		39667	FWT	FWT	T29	12	G-11	GX9.5	C-13D	29000	3050	400	67	125	BDTH		62	14
Single-Ended Lamps – GY9.5, Oriented Medium 2-Pin Base																		
235	33	11548	Q235T4/3			12	T-4	GY9.5	CC-6	6000	3125	150	39	64	BDTHCH	Frosted	62	17
300	120	39781	FKW-Q300T8	FKW	CP81	24	T-8	GY9.5	C-13	6900	3200	50	46	90	BDTH		62	15
230		39780	FSL	FSL	CP81	24	T-8	GY9.5	C-13	6900	3200	150	46	90	BDTH		62	15
240		39779	FSK	FSK	CP81	24	T-8	GY9.5	C-13	6900	3200	150	46	90	BDTH		62	15
420	120	33934	EKB-Q420/4CL/2PP	EKB		24	G-7	GY9.5	CC-6	11000	3200	75	37	64	ANYCH		62	17

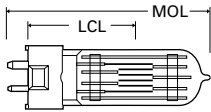


Fig. 15

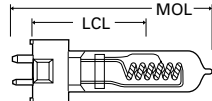


Fig. 16

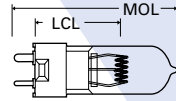


Fig. 17

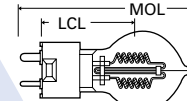


Fig. 18

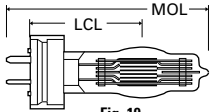


Fig. 19

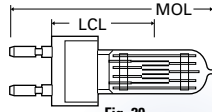


Fig. 20

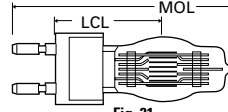


Fig. 21

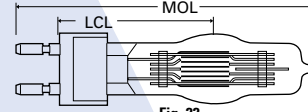
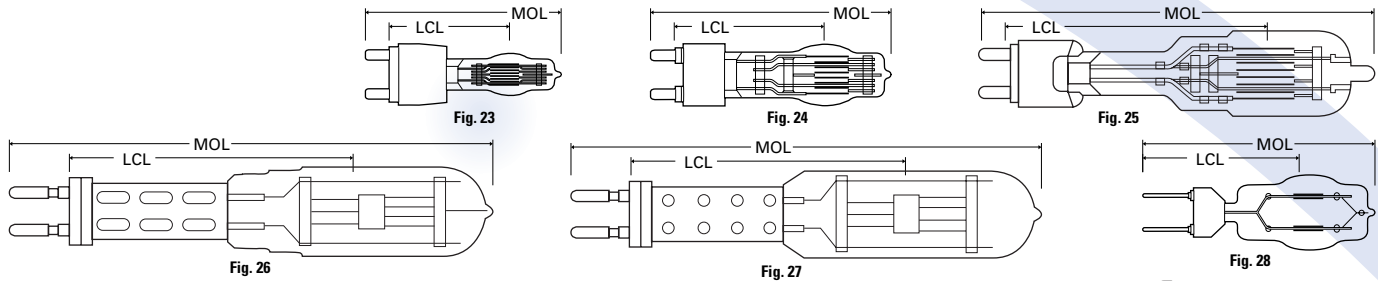


Fig. 22

Watts	Volts	Order Code	Description	ANSI Code	LIF Code	Case Qty.	Bulb	Base	Filament Type	Lumens	Color Temp.	Life (hrs)	LCL (mm)	MOL (mm)	Burning Position	Bulb Finish	Footnotes	Figure Number
Single-Ended Lamps – GY9.5, Oriented Medium 2-Pin Base (Continued)																		
500	120	39623 FRG-Q500T8		FRG	CP82	24	T-8	GY9.5	C-13	13000	3200	150	46	90	BDTH	62	15	
	230	39455 GCV		GCV	T25	24	T-8	GY9.5	C-13D	11000	3000	360	46	90	BDTH	62	15	
		39717 GCV		GCV	T18	24	T-8	GY9.5	C-13	11000	3050	400	46	90	BDTH	62	15	
		39624 FRH		FRH	CP82	24	T-8	GY9.5	C-13	12500	3200	150	46	90	BDTH	62	15	
	240	39262 GCW		GCW	T25	24	T-8	GY9.5	C-13D	11000	3000	360	46	90	BDTH	62	15	
		39629 GCW		GCW	T18	24	T-8	GY9.5	C-13	11000	3050	400	46	90	BDTH	62	15	
		39628 FRJ		FRJ	CP82	24	T-8	GY9.5	C-13	12500	3200	150	46	90	BDTH	62	15	
600	120	30475 FMR-Q600T5		FMR	24	T-5	GY9.5	CC-8	12600	3050	2000	51	85	BDTHCH	62	16		
650	120	39630 FRE		FRE	T26	24	T-8	GY9.5	C-13	15500	3100	500	46	90	BDTH	62	15	
		39637 FRK-Q650T8		FRK	CP89	24	T-8	GY9.5	C-13	16900	3200	200	46	90	BDTH	62	15	
	230	39456 GCT		GCT	T27	24	T-8	GY9.5	C-13D	14500	3050	400	46	90	BDTH	62	15	
		39635 GCT		GCT	T26	24	T-8	GY9.5	C-13	15500	3100	400	46	90	BDTH	62	15	
		39640 FRL		FRL	CP89	24	T-8	GY9.5	C-13	16250	3200	150	46	90	BDTH	62	15	
	240	39457 GCS		GCS	T27	24	T-8	GY9.5	C-13D	14500	3050	400	46	90	BDTH	62	15	
		39636 GCS		GCS	T26	24	T-8	GY9.5	C-13	15500	3100	400	46	90	BDTH	62	15	
		39642 FRM		FRM	CP89	24	T-8	GY9.5	C-13	16250	3200	150	46	90	BDTH	62	15	
Single-Ended Lamps – GZ9.5, Oriented Medium 2-Pin Base																		
600	120	32955 DYS/DYV/BHC		DYS	A1/264	24	G-7	GZ9.5	CC-6	17000	3200	75	37	64	BDTHCH	62	17	
650	220	33248 DYR		DYR	A1/233	24	G-7	GZ9.5	2CC-8	16500	3200	50	37	64	Any	62	18	
	240	33250 DYR		DYR	A1/233	24	G-7	GZ9.5	2CC-8	16500	3200	50	37	64	Any	62	18	
Single-Ended Lamps – GY16, 2-Pin Prefocus Base																		
2000	120	90360 CP79			CP79	12	G-13	GY16	C-13D	54000	3200	350	70	145	BDTH	62	19	
	230	30497 CP79			CP79	12	G-13	GY16	C-13D	54000	3200	350	70	145	BDTH	62	19	
		20309 FTM		FTM	CP43	12	G-13	GY16	C-13	54000	3200	400	70	145	BDTH	62	19	
	240	30498 CP79			CP79	12	G-13	GY16	C-13D	54000	3200	350	70	145	BDTH	62	19	
		20310 FTL		FTL	CP43	12	G-13	GY16	C-13	54000	3200	400	70	145	BDTH	62	19	
Single-Ended Lamps – G22, Medium Bi-Post Base																		
500	120	30373 EGN-Q500T8		EGN	12	T-8	G22	C-13	13000	3200	150	64	140	BDTH	62	20		
650	230	20320 FKH		FKH	CP39	12	T-8	G22	C-13	16900	3200	100	64	140	BDTH	62	20	
	240	20321 FKH		FKH	CP39	12	T-8	G22	C-13	16900	3200	100	64	140	BDTH	62	20	
	750	39190 EGR-Q750T7/4CL		EGR	12	T-7	G22	C-13D	21000	3200	200	64	127	BDTH	1,62	20		
1000	120	39191 EGT-Q1000T7/4CL		EGT	12	T-7	G22	C-13D	28500	3200	250	64	127	BDTH	1,62	20		
	230	39655 FKJ		FKJ	CP40	12	T-8	G22	C-13	26000	3200	200	64	140	BDTH	62	20	
	240	20286 FKJ		FKJ	CP40	12	T-8	G22	C-13	26000	3200	200	64	140	BDTH	62	20	
1200	80	91580 OC1200			12	T-8	G22	C-13D	37500	3300	300	64	140	BDTH	62	20		
	240	30384 CP93		CP93	12	G-11	G22	C-13D	33000	3200	200	64	140	BDTH	62	21		
2000	120	30391 CP92		CP92	12	G-13	G22	C-13D	55000	3200	400	90	175	BDTH	62	22		
	230	30394 CP92		CP92	12	G-13	G22	C-13D	52000	3200	400	90	175	BDTH	62	22		
	240	30397 CP92		CP92	12	G-13	G22	C-13D	52000	3200	400	90	175	BDTH	62	22		
2500	230	30415 CP91		CP91	12	G-13	G22	C-13D	67500	3200	400	90	175	BDTH	62	22		
	240	30423 CP91		CP91	12	G-13	G22	C-13D	67500	3200	400	90	175	BDTH	62	22		

Stage and Studio - Halogen SECTION 1



Watts	Volts	Order Code	Description	ANSI Code	LIF Code	Case Qty.	Bulb	Base	Filament Type	Lumens	Color Temp.	Life (hrs)	LCL (mm)	MOL (mm)	Burning Position	Bulb Finish	Footnotes	Figure Number	
Single-Ended Lamps – G38, Mogul Bi-Post Base																			
1000	120	42697	CYV-Q1000T7/4CL/BP	CYV		6	T-7	G38	C-13D	28500	3200	200	127	203	BDTH	1, 62		23	
	230	35234	HX270		HX270	12	G-11	G38	C-13D	25000	3200	200	127	216	BDTH	62		23	
	240	35233	HX270		HX270	12	G-11	G38	C-13D	25000	3200	200	127	216	BDTH	62		23	
1500	120	37564	CXZ-Q1500T10/4CL	CXZ		6	T-10	G38	C-13	44500	3200	400	127	216	BDTH	1, 62		23	
2000	120	39587	BWA-Q2000/4CL/BP	BWA		6	T-8	G38	CC-8	54000	3200	500	127	210	BDTH	1, 55, 62		23	
		36636	CYX-Q2000T10/4CL	CYX		6	T-10	G38	C-13	59000	3200	350	127	216	BDTH	1, 62		23	
	230	31844	FKK		FKK	CP41	12	G-10	G38	C-13	54000	3200	400	127	216	BDTH	62		23
	240	31849	FKK		FKK	CP41	12	G-10	G38	C-13	54000	3200	400	127	216	BDTH	62		23
2500	230	30499	CP94		CP94	12	G-13	G38	C-13D	67500	3200	400	127	210	BDTH	62		23	
	240	30500	CP94		CP94	12	G-13	G38	C-13D	67500	3200	400	127	210	BDTH	62		23	
3000	230	30503	HX48		HX48	12	G-15	G38	C-13	82000	3200	400	127	210	BD45	62		23	
	240	30504	HX48		HX48	12	G-15	G38	C-13	82000	3200	400	127	210	BD45	62		23	
5000	120	41736	DPY-Q5000T20/4CL	DPY	CP29	6	T-20	G38	C-13	143000	3200	500	165	279	BD45	1, 62		24	
	230	30505	CP29		CP29	12	G-20	G38	C-13	135000	3200	500	165	279	BDTH	62		24	
	240	30506	CP29		CP29	12	G-20	G38	C-13	135000	3200	500	165	279	BDTH	62		24	
10000	120	18305	DTY-Q10M/T24/4CL	DTY	–	4	T-24	G38	C-13	290000	3200	300	254	400	BD45	1, 62		25	
	230	12036	CP83		CP83	1	T-27	G38	C-13	280000	3200	250	254	405	BDTH	62		25	
	240	12037	CP83		CP83	1	T-27	G38	C-13	280000	3200	250	254	405	BDTH	62		25	
Single-Ended Lamps – GX38, Mogul Bi-Post Base																			
12000	120	48770	Q12MT26/4CL			1	T-26	GX38	C-13	420000	3400	150	85	410	BD45	62		26	
	230	48771	Q12MT26/4CL			1	T-26	GX38	C-13	420000	3400	130	85	410	BD45	62		26	
	240	48779	Q12MT26/4CL			1	T-26	GX38	C-13	420000	3400	130	85	410	BD45	62		26	
20000	208	48772	BCM-Q20MT32/4CL	BCM		1	T-32	GX38	C-13	580000	3200	400	103	560	BD45	62		27	
	230	48773	BCM-Q20MT32/4CL	BCM		1	T-32	GX38	C-13	580000	3200	400	103	560	BD45	62		27	
	240	48774	BCM-Q20MT32/4CL	BCM		1	T-32	GX38	C-13	580000	3200	400	103	560	BD45	62		27	
24000	230	48776	Q24MT32/4CL			1	T-32	GX38	C-13	800000	3400	150	103	560	BD45	62		27	
	240	48777	Q24MT32/4CL			1	T-32	GX38	C-13	800000	3400	150	103	560	BD45	62		27	
Single-Ended Lamps – GX38q Base, 2 Filament, Hi-Volt																			
1250	230	30513	CP30-1250/1250		CP30	12	G-18	GX38q	2C-13	27M 56M	3200	300	143	220	BD45	62		28	
		30515	CP58-1250/2500		CP58	12	G-22	GX38q	2C-13	27M 91M	3200	300	143	220	BD45	62		28	
		34056	CP105-1250/650		CP105	12	G-18	GX38q	2C-13	27M 13M	3050	250	143	220	BD45	62		28	
240	30514	CP30-1250/1250			CP30	12	G-18	GX38q	2C-13	27M 56M	3200	300	143	220	BD45	62		28	
		30517	CP58-1250/2500		CP58	12	G-22	GX38q	2C-13	27M 91M	3200	300	143	220	BD45	62		28	
		34024	CP105-1250/650		CP105	12	G-18	GX38q	2C-13	27M 13M	3050	250	143	220	BD45	62		28	
2500	230	30518	CP32-2500/2500		CP32	12	G-22	GX38q	2C-13	59M 127M	3200	300	143	220	BD45	62		28	
	240	30519	CP32-2500/2500		CP32	12	G-22	GX38q	2C-13	59M 127M	3200	300	143	220	BD45	62		28	

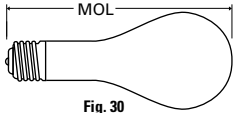


Fig. 30

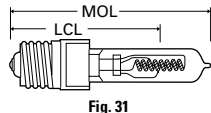


Fig. 31

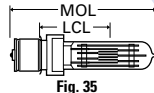


Fig. 35

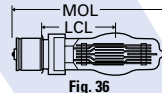


Fig. 36

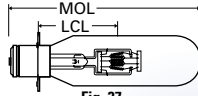


Fig. 37

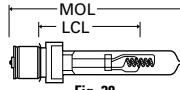
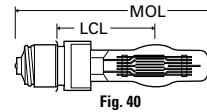
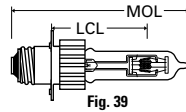


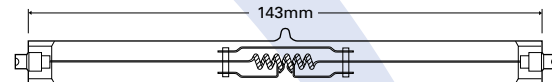
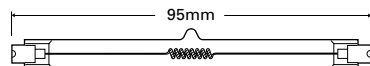
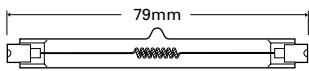
Fig. 38

Watts	Volts	Order Code	Description	ANSI Code	LIF Code	Case Qty.	Bulb	Base	Filament Type	Lumens	Color Temp.	Life (hrs)	LCL (mm)	MOL (mm)	Burning Position	Bulb Finish	Footnotes	Figure Number
Single-Ended Lamps – E39, Mogul Screw Base																		
1000	120	39582	DKZ/DSE-Q1000 PS52/4	DKZ	–	12	PS-52	E39	CC-8	28000	3200	750	241	330	Any	Frosted	1, 51, 62	30
		19926	DSE Q1000	DSE	–	10	T-10	E39	CC-8	28000	3200	750	241	330	Any	Frosted	1, 62	31
1500	120	40357	DKX/DSF-Q1500 PS52/4	DKX	–	12	PS-52	E39	C-8	41000	3200	1000	241	330	Any	Frosted	1, 51, 62	30
		19927	DSF Q1500	DSF	–	10	T-10	E39	C-8	41000	3200	1000	241	330	Any	Frosted	1, 62	31
2000	120	37086	BWF-Q2000/4CL	BWF	–	6	T-8	E39	CC-8	54000	3200	500	133	191	Any		62	31
	230	29424	CP59		CP59	12	T-10	E39	CC-8	50000	3200	300	133	191	Any		62	31
	240	29426	CP59		CP59	12	T-10	E39	CC-8	50000	3200	300	133	191	Any		62	31
Single-Ended Lamps – P28s, Medium Prefocus Base																		
500	120	11966	BTL-Q500T6/CL/P	BTL	T17	12	T-6	P28s	C-13	11000	3000	500	55	133	BDTH		62	35
		16465	BTM-Q500T6/4CL/2P	BTM	–	12	T-6	P28s	C-13	13000	3200	150	55	130	BDTH		62	35
		39134	EGC-Q500/5CL/P	EGC	–	12	T-4	P28s	CC-8	12700	3150	500	89	152	Any		62	38
		39135	EGE-Q500CL/P	EGE	–	12	T-4	P28s	CC-8	10450	2950	2000	89	152	Any		62	38
	230	30535	FKF	FKF	T17	12	T-6	P28s	C-13	9500	2950	750	55	130	BDTH		62	35
		39731	T28		T28	12	T-6	P28s	C-13	11000	3000	300	55	130	BDTH		62	35
	240	30536	T17		T17	12	T-6	P28s	C-13	9500	2950	750	55	130	BDTH		62	35
		39733	T28		T28	12	T-6	P28s	C-13	11000	3000	300	55	130	BDTH		62	35
650	230	30541	FKB	FKB	T13	12	T-8	P28s	C-13	13500	3000	750	55	130	BDTH		62	35
		20323	FKM	FKM	CP51	12	T-8	P28s	C-13	16900	3200	200	55	130	BDTH		62	35
	240	20324	CP51		CP51	12	T-8	P28s	C-13	16900	3200	200	55	130	BDTH		62	35
		30542	T13		T13	12	T-8	P28s	C-13	13500	3000	750	55	130	BDTH		62	35
750	120	11953	BTN-Q750T7/CL/2P	BTN	–	12	T-7	P28s	C-13D	17600	3050	500	55	121	BD30		1, 62	35
		11954	BTP-Q750T7/4CL/2P	BTP	–	12	T-7	P28s	C-13D	21000	3200	200	55	121	BD30		1, 62	35
		39136	EGF-Q750/4CL/P	EGF	–	12	T-6	P28s	CC-8	20400	3200	300	89	152	Any		62	38
		39137	EGG-Q750CL/P	EGG	–	12	T-6	P28s	CC-8	15750	3000	2000	89	152	Any		62	38
1000	120	11955	BTR-Q1000T7/4CL/2P	BTR	–	12	T-7	P28s	C-13D	28500	3200	250	55	121	BD30		1, 62	35
		29968	DRB	DRB	–	24	T-20	P28s	C-13	32000	3350	25	55	146	BD30			37
		29979	DRC	DRB	–	24	T-20	P28s	C-13	30000	3250	50	55	146	BD30			37
		29947	DRS	DRS	A1/58	24	T-20	P28s	C-13D	28500	3325	25	55	146	BD30			37
		38853	EGJ-Q1000/4/CL/P	EGJ	–	12	T-6	P28s	CC-8	27500	3200	300	89	152	Any		62	38
		38852	EGK-Q1000/4/P	EGK	–	12	T-6	P28s	CC-8	26500	3200	300	89	152	Any	Frosted	62	38
		39138	EGM-Q1000CL/P	EGM	–	12	T-6	P28s	CC-8	21500	3000	2000	89	152	Any		62	38
	230	30533	EWE	EWE	–	12	T-6	P28s	CC-8	26500	3200	250	89	152	BDTH		62	38
		20385	FKD	FKD	T14	12	G-11	P28s	C-13D	23000	3050	750	55	130	BDTH		62	36
	240	30534	EWE	EWE	–	12	T-6	P28s	CC-8	26500	3200	250	89	152	BDTH		62	38
		30532	FKE	FKE	T15	12	G-11	P28s	C-13	23000	3050	750	89	160	BDTH		62	36
		30546	FKN	FKN	CP52	12	G-11	P28s	C-13D	26000	3200	200	55	121	BDTH		62	36
		20388	T14		T14	12	G-11	P28s	C-13D	23000	3050	750	55	130	BDTH		62	36

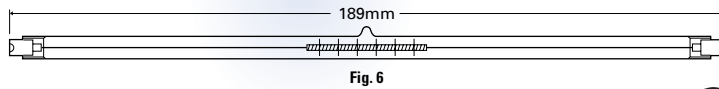
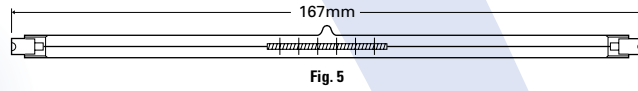
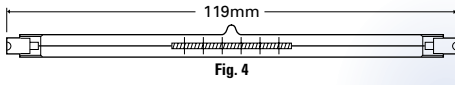

Stage and Studio - Halogen SECTION 1



Watts	Volts	Order Code	Description	ANSI Code	LIF Code	Case Qty.	Bulb	Base	Filament Type	Lumens	Color Temp.	Life (hrs)	LCL (mm)	MOL (mm)	Burning Position	Bulb Finish	Footnotes	Figure Number
Single-Ended Lamps – P40s, Mogul Prefocus Base																		
1000	120	12554	BVT-Q1000T7/CL/MP	BVT	–	6	T-7	P40s	C-13D	24500	3050	500	100	184	BDTH	1,62	39	
		12553	BVV-Q1000T7/4CL/MP	BVV	–	6	T-7	P40s	C-13D	28500	3200	200	100	184	BDTH	1,62	39	
240		30521	T16		T16	12	G-11	P40s	C-13	23000	3050	750	87	180	BDTH	62	40	
1500	120	30522	DTA-Q1500T8/4CL	DTA	–	6	T-8	P40s	C-13D	41000	3200	300	87	200	BDTH	62	39	
2000	120	12555	BVW-Q2000T10/4CL/MP	BVW	CP53	6	T-10	P40s	C-13	59000	3200	350	100	215	BDTH	62	39	
230		20311	CP53		CP53	12	G-13	P40s	C-13	54000	3200	400	87	200	BDTH	62	40	
240		20312	CP53		CP53	12	G-13	P40s	C-13	54000	3200	400	87	200	BDTH	62	40	



Watts	Volts	Order Code	Description	ANSI Code	LIF Code	Case Qty.	Bulb	Base	Filament Type	Lumens	Color Temp.	Life (hrs)	Lighted Length (mm)	MOL (mm)	Burning Position	Bulb Finish	Footnotes	Figure Number
Double-Ended Lamps – Recessed Contact R7s, Compact CC8 filaments																		
200	120	16580	Q200T3			6	T-3	R7s	CC-8	3350	2850	1500		80	Any	Frosted	15,62	1
		43713	Q200T3/CL			6	T-3	R7s	CC-8	3460	2850	1500	24	80	Any		62	1
300	120	43705	Q300T4/CL	EHP		6	T-4	R7s	CC-8	5650	2900	2000	18	80	Any		62	1
375	30	29578	DWZ(30V)	DWZ	A1/266	24	T-4	R7s	CC-8	7500	3000	1000	10	80	Any		62	1
400	120	43708	Q400T4/CL	EHR		12	T-4	R7s	CC-8	7750	2900	2000	21	80	Any		62	1
420	120	30276	FFM	FFM		24	T-4	R7s	CC-8	11000	3200	75	13	80	Any		62	1
600	120	29598	FCB	FCB	A1/228	24	T-4	R7s	CC-8	17000	3250	75	17	95	Any		4,62	2
650	120	30325	FAD-Q650T4/4CL	FAD	P2/6	24	T-4	R7s	CC-8	16500	3200	100	17	80	Any		62	1
		30343	FBX-Q650T4/4	FBX	P2/6	24	T-4	R7s	CC-8	16500	3200	100	80	Any	Frosted	15,62	1	
800	230	36952	DXX	DXX	P2/13	24	T-4	R7s	CC-8	21400	3200	75	24	80	Any		62	1
	240	36953	DXX	DXX	P2/13	24	T-4	R7s	CC-8	21400	3200	75	24	80	Any		62	1
1000	120	29604	BRH	BRH		24	T-5	R7s	CC-8	30000	3350	75	19	95	Any		62	2
		23800	DWT-Q1000T6/CL	DWT		6	T-6	R7s	CC-8	23400	3000	2000	25	143	Any		62	3
		30157	DXW-Q1000T5/4CL	DXW		24	T-5	R7s	CC-8	28000	3200	150	22	95	Any		27,62	2
		30374	FBY-Q1000T5/4	FBY		24	T-5	R7s	CC-8	26000	3200	150	95	Any	Frosted	15,62	2	
		33760	FER-Q1000T6/4CL	FER		6	T-6	R7s	CC-8	27500	3200	500	19	143	Any		62	3
2000	120	39790	FEY-Q2000T8/4CL	FEY	P2/27	12	T-10	R7s	CC-8	57000	3200	400	25	143	H4		62	3
	230	35338	FEX-Q2MT8/4CL	FEX	P2/27	12	T-10	R7s	CC-8	50000	3200	300	37	143	H4		62	3
	240	35339	FEX-Q2MT8/4CL	FEX	P2/27	12	T-10	R7s	CC-8	50000	3200	300	37	143	H4		62	3



Watts	Volts	Order Code	Description	ANSI Code	LIF Code	Case Qty.	Bulb	Base	Filament Type	Lumens	Color Temp.	Life (hrs)	Lighted Length (mm)	MOL (mm)	Burning Position	Bulb Finish	Footnotes	Figure Number	
Double-Ended Lamps – Recessed Contact R7s, C-8 filaments																			
300	120	43704	Q300T3	EHZ		6	T-3	R7s	C-8	5900	2950	2000	119	H4		Frosted	15, 62	4	
		43703	Q300T3/CL	EHM		6	T-3	R7s	C-8	5950	2950	2000	59	119	H4		62	4	
350	120	20881	FDH/HIR-Q350T2/4CL			6	T-2	R7s	C-8	13250	3200	400	60	119	H4		62	4	
		13894	Q350T3/HIR			6	T-3	R7s	C-8	10000	3000	2000	56	119	H4		62	4	
425	120	11178	Q425T3/CL			12	T-3	R7s	C-8	8900	2950	2000	56	119	H4		62	4	
500	120	23735	FDH-Q500T3/4CL	FDH	P2/30	12	T-3	R7s	C-8	13250	3200	400	60	119	H4		62	4	
		23734	FDN-Q500T3/4	FDN	P2/31	12	T-3	R7s	C-8	12800	3200	400	119	H4		Frosted	15, 62	4	
		23731	Q500T3/CL	FCL		12	T-3	R7s	C-8	11100	3000	2000	57	119	H4		62	4	
		23744	Q500T3/CL/6			12	T-3	R7s	C-8	10950	2950	1500	60	119	H4		62	4	
	130	23733	Q500T3/CL	DVS		12	T-3	R7s	C-8	10550	3000	2000	62	119	H4		62	4	
525	120	20883	EJG/HIR-Q525T2 1/2/4			6	T-2.5	R7s	C-8	20600	3250	400	62	119	H4		62	4	
625	230	19697	Q625T3/4CLP2/10		P2/10	12	T-3	R7s	C-8	16900	3200	300	107	189	H4		62	6	
	240	19698	Q625T3/4CLP2/10		P2/10	12	T-3	R7s	C-8	16900	3200	300	107	189	H4		62	6	
650	120	13895	FCM/HIR-Q650T3/4	FCM		6	T-3	R7s	C-8	25200	3275	400	60	119	H4		52, 62	4	
675	120	20884	FFT/HIR-Q675T3/4			6	T-3	R7s	C-8	26400	3250	400	67	167	H4		52, 62	5	
750	120	23756	EJG-Q750T3/4CL	EJG		12	T-3	R7s	C-8	20600	3200	400	62	119	H4		62	4	
		23755	EMD-Q750T3/4	EMD		12	T-3	R7s	C-8	19500	3200	400	119	H4		Frosted	15, 62	4	
800	240	23760	EME-Q800T3/P2/11	EME	P2/11	12	T-3	R7s	C-8	22000	3200	150	64	119	H4		62	4	
		23761	EMF-Q800T3/P2/11	EMF	P2/11	12	T-3	R7s	C-8	21400	3200	150	119	H4		Frosted	62	4	
1000	120	23797	FCM-Q1000T3/4CL	FCM	P2/28	12	T-3	R7s	C-8	28000	3200	400	60	119	H4		62	4	
		23792	FHM-Q1000T3/4	FHM	P2/29	12	T-3	R7s	C-8	27300	3200	400	119	H4		Frosted	15, 31, 62	4	
		33280	FFT-Q1000T3/1CL	FFT		12	T-3	R7s	C-8	26400	3200	400	67	167	H4		62	5	
185		23788	EJD-Q1000T3/3CL (185V)	EJD		12	T-3	R7s	C-8	33600	3350	100	68	119	H4		52, 62	4	
230		20249	EKM-Q1M T3/4CLP2/7	EKM	P2/7	12	T-3	R7s	C-8	28000	3200	300	115	189	H4		62	6	
240		20253	EKM-Q1M T3/4CLP2/7	EKM	P2/7	12	T-3	R7s	C-8	28000	3200	300	115	189	H4		62	6	
1250	230	19695	Q1250T3/P2/12		P2/12	12	T-3	R7s	C-8	35000	3200	300	112	189	H4		62	6	
	240	19696	Q1250T3/P2/12		P2/12	12	T-3	R7s	C-8	35000	3200	300	112	189	H4		62	6	
1500	120	23841	FDB-Q1500T4/4CL	FDB		12	T-4	R7s	C-8	41250	3200	400	62	167	H4		62	5	
		41229	FGT-Q1500T4/4	FGT		12	T-4	R7s	C-8	40200	3200	400	167	H4		Frosted	15, 62	5	

Stage and Studio - Discharge SECTION 1

CSR Metal Halide (Daylight) – Single-Ended Cold Start

FEATURES

- Industry standard outline
- Chromized Seal Protection to 500°C
- Up to 90 lumens/watt with superior color stability
- Use with electronic or AC magnetic ballast/ignitor control gear
- Available in short arc for superior light control
- CSR Metal Halide are daylight (5600-7200K) color with CRI between 80-90
- CSD are compact source lamps with very high color temperature and long life
- Note: See FDA Warning, footnote 14, on page 94 for discharge lamps.

APPLICATIONS

- Stage
- Concert
- Sporting Events
- Venues Using Intelligent and Moving Lights

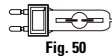


Fig. 50



Fig. 51

Watts	Volts	Order Code	Description	Case Qty.	Bulb	Base	Arc Length	Lumens	CRI Index	Color Temp.	Life (hrs)	LCL (mm)	MOL (mm)	Burning Position	CIE Color x	CIE Color y	Footnotes	Figure Number
CSR/CSD Metal Halide (Daylight) – Single-Ended Cold Start																		
250	90	10744	CSD250/2/SE	10	T7	GY9.5	5	18000	65+	8500	2000			Any	0.289	0.305	14, 63	50
575	97	49492	CSR575/2/T/SE	10	T9	GX9.5	7	49000	80	7200	1000	65	125	Any	0.302	0.320	14, 63	50
		15378	CSR575/2/SE	10	T9	GX9.5	7	49000	80	7200	1000	65	125	Any	0.302	0.320	14, 63	50
700	70	49491	CSR700/2/SE	10	T9	G22	8	55000	80	7200	1000	75	155	Any	0.302	0.320	14, 63	51
1200	100	49490	CSR1200/2/SE	6	T12	G22/30X53	10	110000	85	7200	800	85	175	Any	0.302	0.320	14, 63	51



Fig. 75

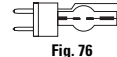


Fig. 76

Watts	Volts	Order Code	Description	Case Qty.	Bulb	Base	Arc Length	Lumens	CRI Index	Color Temp.	Life (hrs)	LCL (mm)	MOL (mm)	Burning Position	CIE Color x	CIE Color y	Footnotes	Figure Number
CSR Metal Halide (Daylight) – Single-Ended Short Arc																		
700	70	15380	CSR700/SA	6	G7	GY9.5	4	58000	75	5600	500	39	85	Any*	0.330	0.342	14, 63	75
1200	100	21849	CSR1200/SA	6	G8	GY22	7	100000	80	5800	750	59	135	Any*	0.326	0.330	14, 18, 63	76
1800	100	21801	CSR2000/SA	4	G9	GY22	7	155000	80+	6000	750	59	135	Any*	0.320	0.330	14, 18, 63	76

* Lead Down

CSR Metal Halide (Daylight) – Single-Ended Hot Restrike

FEATURES

- Industry standard outline
- Cold start and hot restrike-dimmable with stable color temperature
- Use with electronic or AC magnetic ballast/ignitor control gear
- CSR Metal Halide are daylight (6000K) color with CRI above 90
- Up to 90 lumens/watt with superior color stability

APPLICATIONS

- Film Production
- Sporting Events
- Stage
- Photographic Studios
- Concerts
- Overhead and Large Screen Projection
- Color Simulation

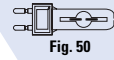


Fig. 50

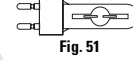


Fig. 51

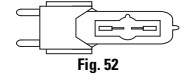


Fig. 52

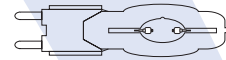


Fig. 53

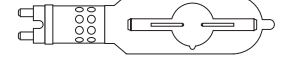


Fig. 54



Watts	Volts	Order Code	Description	Case Qty.	Bulb	Base	Arc Length	Lumens	CRI Index	Color Temp.	Life (hrs)	LCL (mm)	MOL (mm)	Burning Position	CIE Color x	CIE Color y	Footnotes	Figure Number
125	80	48461	CSR125/SE/HR	10	T5	GZX9.5	4	9400	90+	5600	200	39	75	Any	0.330	0.333	14, 63	50
200	70	48462	CSR200/SE/HR	10	T6	GZY9.5	5	15000	90+	5600	200	39	80	Any	0.330	0.333	14, 63	50
400	70	21853	CSR400/SE/HR	10	T6	GZZ9.5	6	32000	90+	6000	750	60	110	Any	0.323	0.328	14, 18	50
575	95	48463	CSR575/SE/HR	10	T9.5	G22	7	48000	90+	6000	750	70	145	Any	0.323	0.328	14, 63	51
1200	100	48464	CSR1200/SE/HR	6	T13	G38	10	110000	90+	6000	750	107	200	Any	0.323	0.328	14, 63	52
2500	115	48465	CSR2500/SE/HR	6	T19.5	G38	14	220000	90+	6000	500	127	240	Any	0.323	0.328	14, 63	53
4000	200	48466	CSR4000/SE/HR	6	T24	G38	24	380000	90+	6000	500	142	250	Any	0.323	0.328	14, 63	53
6000	130	48467	CSR6000/SE/HR	6	T26.5	G38	26	540000	90+	6000	300	210	360	Any	0.323	0.328	14, 63	54
12000	160	48468	CSR12000/SE/HR	4	T32	G38	28	1100000	90+	6000	250	255	450	Any	0.323	0.328	14, 63	54

CSR Metal Halide (Daylight) – Double-Ended Hot Restrike

FEATURES

- Industry standard outline
- Up to 100 lumens/watt with superior color stability
- Use with electronic or AC magnetic ballast/ignitor control gear
- Up to 18,000 watts available

APPLICATIONS

- Film Production
- Sporting Events
- Stage
- Photographic Studios
- Concerts
- Overhead and Large Screen Projection
- Color Simulation



Fig. 55



Fig. 56



Fig. 57



Fig. 58



Fig. 59

Watts	Volts	Order Code	Description	Case Qty.	Bulb	Base	Arc Length	Lumens	CRI Index	Color Temp.	Life (hrs)	LCL (mm)	MOL (mm)	Burning Position	CIE Color x	CIE Color y	Footnotes	Figure Number
200	80	48450	CSR200/DE	10	T4.5	X515	8	16000	90+	6000	300	75	H15	0.323	0.325	14, 63	55	
575	95	48451	CSR575/DE	10	T6.5	SFc 10-4 SI/M4	7	49000	90+	6000	750	145	H15	0.323	0.325	14, 63	56	
1200	100	48452	CSR1200/S/DE	10	T6.5	SFc 10-4 SI/M4	7	110000	90+	6000	750	145	H15	0.323	0.325	14, 63	56	
		48453	CSR1200/DE	6	T8.5	SFa 15.5-6 SI/M6	10	110000	90+	6000	750	220	H15	0.323	0.325	14, 63	56	
2500	115	48454	CSR2500/DE	6	T9.5	Sfa21-12	14	240000	90+	6000	500	355	H15	0.323	0.325	14, 63	59	
4000	200	48455	CSR4000/DE	6	T12	Sfa21-12	34	410000	90+	6000	500	405	H15	0.323	0.325	14, 63	59	
6000	125	48456	CSR6000/DE	6	T16	25X51 Cyl 165mm	22	570000	90+	6000	300	450	H15	0.323	0.325	14, 63	57	
12000	160	48457	CSR12000/DE	4	T22.5	30x70 Cyl 165mm	32	1100000	90+	6000	300	470	H15	0.323	0.325	14, 63	57	
18000	225	45459	CSR18000/DE	4	T28	30x70 Cyl 165mm	45	1650000	90+	6000	300	500	H15	0.323	0.325	14, 63	58	
		48460	CSR18000/S/DE	4	T28	30x70 Cyl 165mm	45	1650000	90+	6000	300	470	H15	0.323	0.325	14, 63	58	

Stage and Studio – Discharge SECTION 1

Architectural – Discharge

FEATURES

- Color stability lamp to lamp for the entire lamp life
- Can blend with tungsten lamps at 3000 degrees K
- Excellent color rendition with CRI 80-90+
- Operates on standard metal halide ballasts with 10-20% more output

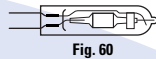


Fig. 60

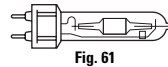


Fig. 61

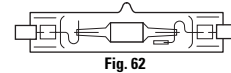


Fig. 62

Watts	ANSI Ballast	Order Code	Description	Case Qty.	Bulb	Base	Lumens	CRI Index	Color Temp.	Life (hrs)	LCL (mm)	MOL (mm)	Burning Position	Footnotes	Figure Number
ConstantColor® CMH® Metal Halide (Tungsten film) – Single-Ended Miniatures															
20		92079	CMH20/TC/UVC/U/830/G8.5	12	T4.5	G8.5	1700	80+	3000	9000	51	86	Any	14, 63	60
	Pending	92696	CMH20/TC/U/830/G8.5	12	T4.5	G8.5	1700	80+	3000	6000	51	86	Any	14, 63	60
35		38697	CMH35/TC/UVC/U/830/G8.5	12	T4.5	G8.5	3400	80+	3000	10000	51	86	Any	14, 63	60
39	M130	90352	CMH39/TC/U/830/G8.5	12	T4.5	G8.5	3400	80+	3000	9000	51	86	Any	14, 63	60
70		38700	CMH70/TC/UVC/U/830/G8.5	12	T4.5	G8.5	6200	80+	3000	9000	51	86	Any	14, 63	60
	M98, M139	92585	CMH70/TC/U/830/G8.5	12	T4.5	G8.5	6200	80+	3000	9000	51	86	Any	14, 63	60
ConstantColor® CMH® Metal Halide (Tungsten film) – Single-Ended															
35		38696	CMH35/T/UVC/U/830/G12	12	T6	G12	3400	80+	3000	10000	55	90	Any	14, 63	61
39	M130	42070	CMH39/T/U/830/G12	12	T6	G12	3400	80+	3000	10000	55	90	Any	14, 63	61
70		36844	CMH70/T/UVC/U/830/G12	12	T6	G12	6000	80+	3000	15000	55	90	Any	14, 63	61
		38701	CMH70/T/UVC/U/942/G12	12	T6	G12	6000	90+	4200	15000	55	90	Any	14, 63	61
	M85, 98, 139	92582	CMH70/T/U/830/G12	12	T6	G12	6200	80+	3000	15000	55	90	Any	14, 63	61
		92583	CMH70/T/U/942/G12	12	T6	G12	6400	90+	4200	15000	55	90	Any	14, 63	61
150		36863	CMH150/T/UVC/U/830/G12	12	T6	G12	14000	80+	3000	12000	55	100	Any	14, 63	61
		38694	CMH150/T/UVC/U/942/G12	12	T6	G12	13000	90+	4200	12000	55	100	Any	14, 63	61
	M81, 102, 142	92584	CMH150/T/U/830/G12	12	T6	G12	14000	80+	3000	12000	55	100	Any	14, 63	61
		92586	CMH150/T/U/942/G12	12	T6	G12	13000	90+	4200	12000	55	100	Any	14, 63	61
ConstantColor® CMH® Metal Halide (Tungsten film) – Double-Ended															
70		36910	CMH70/TD/UVC/830/Rx7s	12	T6	Rx7s	7000	80+	3000	15000	57	114	H45	14, 63	62
		38698	CMH70/TD/UVC/942/Rx7s	12	T6	Rx7s	6200	90+	4200	15000	57	114	H45	14, 63	62
	M85, 98, 139	92587	CMH70/TD/830/Rx7s	12	T6	Rx7s	7000	80+	3000	15000	57	114	H45	14, 63	62
		92588	CMH70/TD/942/Rx7s	12	T6	Rx7s	6200	90+	4200	15000	57	114	H45	14, 63	62
150		36912	CMH150/TD/UVC/830/Rx7s-24	12	T7	Rx7s-24	14500	80+	3000	15000	67	136	H45	14, 63	62
		38692	CMH150/TD/UVC/942/Rx7s-24	12	T7	Rx7s-24	12500	90+	4200	15000	67	136	H45	14, 63	62
	M81, 102, 142	92589	CMH150/TD/830/Rx7s	12	T7	Rx7s	14500	80+	3000	15000	67	136	H45	14, 63	62
		92590	CMH150/TD/942/Rx7s	12	T7	Rx7s	12500	90+	4200	15000	67	136	H45	14, 63	62

CSI/CID/MVR/SPL Discharge

FEATURES

- CID is Compact Iodide Daylight with color temperatures of 5500 degrees K
- CSS Compact Source Specials are for disco and fiberoptic applications
- CSI Compact Source Iodide lamps have a warmer 4000 degrees K
- MVR and SPL are Multi-Vapor® Metal Halide for large people areas such as stadiums

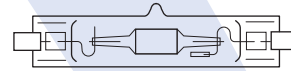


Fig. 64



Fig. 65

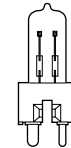


Fig. 66

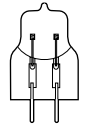


Fig. 67

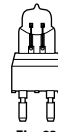


Fig. 68

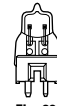


Fig. 69

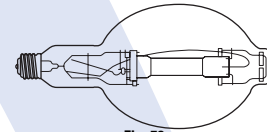


Fig. 70

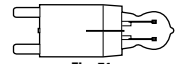


Fig. 71

Watts	Volts or ANSI Ballast	Order Code	Description	Case Qty.	Bulb	Base	Arc Length (mm)	Lumens	CRI Index	Color Temp.	Life (hrs)	LCL (mm)	MOL (mm)	Burning Position	Footnotes	Figure Number
CSI/CID/MVR/SPL Discharge																
140	85	34813	CSS150/850/GY9.5	10	T-7	GY9.5	6	10000	80	5000	1000	30	48	BDTH	14, 63	65
200	70	30560	99-0211CID/HR	1	T-5	Special	5.5	14000	85	5500	150	36	57	BDTH	14, 63	66
400	100	30555	99-0201CSI	1	T-6	Special	9	32000	80	4000	500	25	55	BDTH	14, 63	67
575	95	30563	99-0415CID	1	T-7	G22	9	40250	85	5500	500	52	94	BDTH	14, 63	68
		34822	CSS575/855/GY9.5	10	T-7	GY9.5	9	40250	85	5500	500	52	94	BDTH	14, 63	69
1000	77	30558	99-0221CSI	1	T-10	G22	14	90000	80	4000	500	64	115	BDTH	14, 63	68
		30561	99-0222CID	1	T-10	G22	15	70000	85	5500	500	64	115	BDTH	14, 63	68
1500	M48	37405	MVR1500/HBU	6	BT56	E39		165000	65	3900	3000	241	390	HBU	14, 63	70
		47326	MVR1500/U/SPORTS	6	BT56	E39		178000	65	4000	3000	241	390	Any	14, 63	70
		Special	30061	SPL1500/L/H/652	1	T-7	Rx7s		120000	80	5200	6000	127	257	H4	14, 63
1650	M112	25532	MVR1650/HOR	6	BT56	E39p		177000	65	3200	3000	241	390	H15	14, 63	70
2000	M134	12275	MQI12000/T9/40	10	T-9	Special		200000	65	4000	4000	109	254	H15	14, 63	
2500	100	30567	99-0431CID/HR	1	G-13	G38	18	200000	85	5500	350	127	175	BDTH	14, 63	71



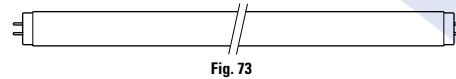


Stage and Studio – Fluorescent SECTION 1

Cinema Fluorescent

FEATURES

- Color is matched for Tungsten 3200 degrees K (Cinema32) or Daylight 5500 degrees K (Cinema 55)
- High CRI of 95+
- Each available with covRguard® shatter protection (see Order w/CVG), which afford UV protection, protecting against color fading effects
- Note: Footnote 173 applies to covRguard®, not 171



Cinema Fluorescent – Biax®

FEATURES

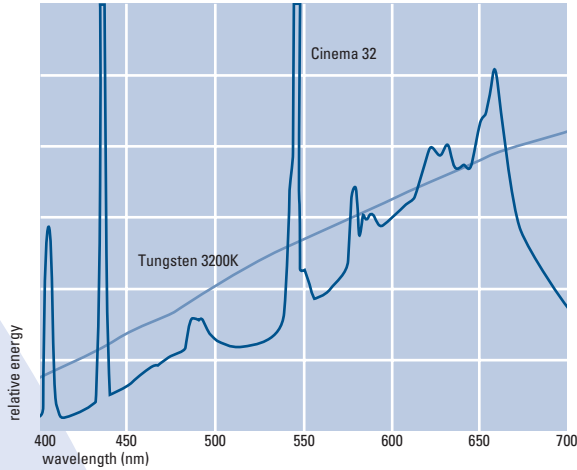
- Color is matched for Tungsten 3200 degrees K (Cinema32) or Daylight 5500 degrees K (Cinema 56)
- For smaller light weight fixtures
- Dimmable to 1% with approved ANSI systems

Watts	MOL (in)	Order Code	Description	Order w/CVG	Case Qty.	Bulb	Base	CRI Index	Initial Lumens	Mean Lumens	Color Temp.	Life (hrs)	MOL (mm)	Burning Position	CIE Color x	CIE Color y	Footnotes	Figure Number
Cinema Fluorescent – Linear																		
15	18.00	15722	F15T8/CINEMA32	15800	24	T8	G-13 Med BiPin	95	720	575	3200	8000	457	Any	0.415	0.377	8, 171	73
		15723	F15T8/CINEMA55	15801	24	T8	G-13 Med BiPin	96	700	560	5500	8000	457	Any	0.330	0.335	8, 171	73
17	24.00	15724	F17T8/CINEMA32	15806	24	T8	G-13 Med BiPin	95	800	640	3200	20000	610	Any	0.415	0.377	8, 171	73
		15725	F17T8/CINEMA55	15810	24	T8	G-13 Med BiPin	96	770	610	5500	20000	610	Any	0.330	0.335	8, 171	73
20	24.00	15558	F20T12/CINEMA32	15766	24	T12	G-13 Med BiPin	95	780	620	3200	10000	610	Any	0.415	0.377	8, 171	73
		15710	F20T12/CINEMA55	15774	24	T12	G-13 Med BiPin	96	760	600	5500	10000	610	Any	0.330	0.335	8, 171	73
30	36.00	15714	F30T12/CINEMA32	15779	24	T12	G-13 Med BiPin	95	1450	1160	3200	18000	914	Any	0.415	0.377	8, 171	73
		15715	F30T12/CINEMA55	15780	24	T12	G-13 Med BiPin	96	1400	1120	5500	18000	914	Any	0.330	0.335	8, 171	73
32	48.00	47868	F32T8/CINEMA32	47881	36	T8	G-13 Med BiPin	95	1800	1440	3200	20000	1219	Any	0.415	0.377	8, 171	73
		47869	F32T8/CINEMA55	47882	36	T8	G-13 Med BiPin	96	1750	1400	5500	20000	1219	Any	0.330	0.335	8, 171	73
35	24.00	15712	F20T12/CINEMA32/HO	15775	24	T12	G-13 Med BiPin	95	1130	800	3200	7500	610	Any	0.415	0.377	8, 171	73
		15713	F20T12/CINEMA55/HO	15776	24	T12	G-13 Med BiPin	96	1100	770	5500	7500	610	Any	0.330	0.335	8, 171	73
40	48.00	47857	F40T12/CINEMA32	47876	30	T12	G-13 Med BiPin	95	2000	1600	3200	20000	1219	Any	0.415	0.377	8, 171	73
		47864	F40T12/CINEMA55	47877	30	T12	G-13 Med BiPin	96	1950	1560	5500	20000	1219	Any	0.330	0.335	8, 171	73
75	48.00	15716	F40T12/CINEMA32/HO	15782	30	T12	G-13 Med BiPin	95	2900	2030	3200	15000	1219	Any	0.415	0.377	8, 171	73
		15717	F40T12/CINEMA55/HO	15783	30	T12	G-13 Med BiPin	96	2820	1974	5500	15000	1219	Any	0.330	0.335	8, 171	73
85	72.00	15718	F72T12/CINEMA32/HO	15785	15	T12	G-13 Med BiPin	95	4150	2905	3200	15000	1829	Any	0.415	0.377	8, 171	73
		15719	F72T12/CINEMA55/HO	15786	15	T12	G-13 Med BiPin	96	4050	2835	5500	15000	1829	Any	0.330	0.335	8, 171	73
110	96.00	15720	F96T12/CINEMA32/HO	15794	15	T12	G-13 Med BiPin	95	5800	4060	3200	15000	2438	Any	0.415	0.377	8, 171	73
		15721	F96T12/CINEMA55/HO	15798	15	T12	G-13 Med BiPin	96	5650	3955	5500	15000	2438	Any	0.330	0.335	8, 171	73
Cinema Fluorescent – Biax®																		
55	21.10	15811	F55BX/CINEMA32		10	T5	2G11-4 PIN	86	4100	3485	3200	8000	536	Any	0.415	0.380	171	74
		15814	F55BX/CINEMA56		10	T5	2G11-4 PIN	86	4100	3485	5600	8000	536	Any	0.330	0.335	171	74
		22084	F55BX/CINPLUS/32		10	T5	2G11-4 PIN	86	2400	2040	3200	8000	536	Any	0.415	0.380	171	74
		22085	F55BX/CINPLUS/56		10	T5	2G11-4 PIN	86	2400	2040	5600	8000	536	Any	0.330	0.335	171	74

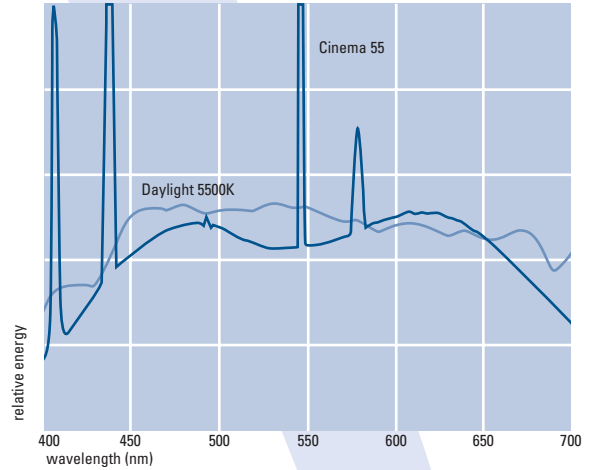
SECTION 1 Stage and Studio – Fluorescent

- GE Cinema Fluorescent match phosphor blends to film light reference sources
- A full range of operating currents and dimming conditions can be used without requiring added filtration

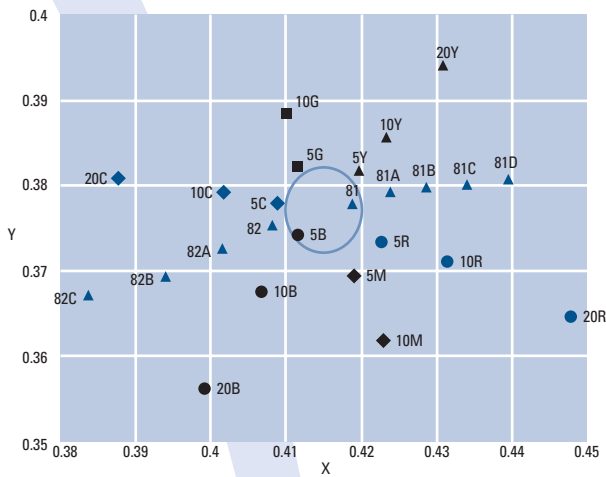
Cinema 32 vs. Tungsten 3200K



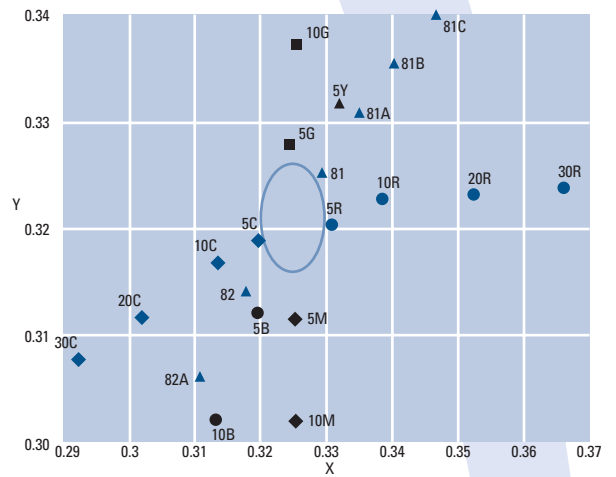
Cinema 55 vs. 5540K Daylight



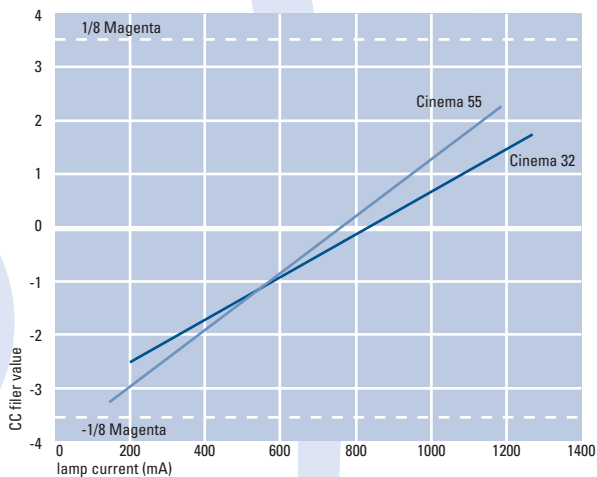
Tungsten 3200K Color Shift with Wratten Filters



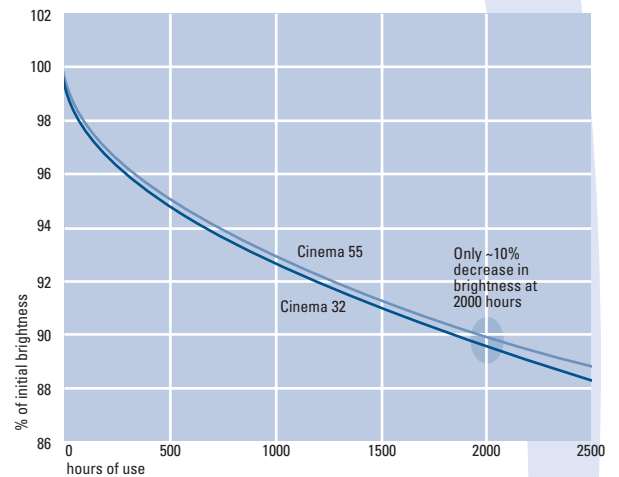
Daylight Color Shift with Wratten Filters



Color vs. Lamp Current for T12HO Cinema Lamps



Minimal Lamp Brightness Decrease Over Usage

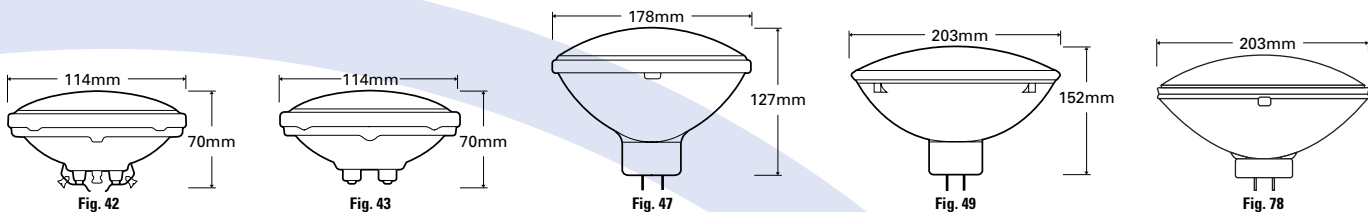


Stage and Studio – Sealed Beams SECTION 1

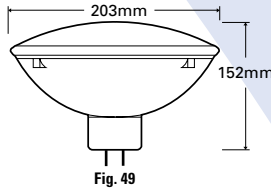
Stage/Studio Sealed Beams

FEATURES

- See Section 3 for additional sealed beams
- Sealed glass parts will tolerate moisture and salt over time better than metal composite lamps
- Constant filament to reflector focusing, and tailored lenses to insure MBCP and spread suitable for the application
- Beam distributions in narrow spot (NSP), spot (SP), medium and wide flood (MFL, WFL)



Watts Volts	Order Code	Description	ANSI Code	LIF Code	Case Qty.	Bulb Size	Base	MOL (in)	MBCP	10% Spread H	10% Spread V	50% Spread H	50% Spread V	Color Temp.	Filament Type	Life (hrs)	Application	Footnotes	Figure Number
Sealed Beam – Halogen PAR36, 4.5" (144mm) Reflector																			
650 120	41667 DWE-Q650PAR36/1	DWE	12 PAR36	Screw Terminals	2.75	24000		40	30	3200		100					63		42
	41668 FAY-Q650PAR36/3D	FAY	12 PAR36	Ferrule	2.75	36000		25	15	5000	C-7A	30					63		43
	41669 FBE-Q650PAR36/5D	FBE	12 PAR36	Screw Terminals	2.75	36000		25	15	5000	C-7A	30					63		42
	41671 FBO-Q650PAR36/5	FBO	12 PAR36	Screw Terminals	2.75	67000		25	15	3400	C-7A	30					63		42
	41672 FCW-Q650PAR36/6	FCW	12 PAR36	Ferrule	2.75	9000		60	55	3200	C-7A	100					63		43
	41673 FCX-Q650PAR36/7	FCX	12 PAR36	Ferrule	2.75	24000		40	30	3200	C-7A	100					63		43
Sealed Beam – Halogen PAR56, 7" (178mm) Reflector																			
500 120	43495 Q500PAR56MFL		6 PAR56	Mog End Pr	5	43000		42	20	26	10	2950	CC-6	4000	Medium Flood		150		47
	43494 Q500PAR56NSP		6 PAR56	Mog End Pr	5	96000		32	15	13	8	2950	CC-6	4000	Narrow Spot		150		47
	43496 Q500PAR56WFL		6 PAR56	Mog End Pr	5	19000		66	34	44	20	2950	CC-6	4000	Wide Flood		150		47
Sealed Beam – Halogen and Incandescent PAR64, 8" (203mm) Reflector																			
500 120	39409 500PAR64/MFL		12 PAR64	ExMogEndPr	6	37000		35	19	23	11	2800	CC-13	2000	Medium Flood		20, 23, 24		49
	39406 500PAR64/NSP		12 PAR64	ExMogEndPr	6	110000		19	14	12	7	2800	CC-13	2000	Narrow Spot		20, 23, 24		49
	39412 500PAR64/WFL		12 PAR64	ExMogEndPr	6	13000		55	32	42	20	2800	CC-13	2000	Wide Flood		20, 23, 24		49
230	39411 500PAR64/MFL		12 PAR64	MogEndPr	6			32	19	21	10	2700	CC-13	2000	Medium Flood		20, 23, 24		78
	39414 500PAR64/WFL		12 PAR64	MogEndPr	6			55	32	42	20	2700	CC-13	2000	Wide Flood		20, 23, 24		78
	30287 Q500PAR64/MFL	CP88	6 PAR64	ExMogEndPr		65000		32	19	21	10	3200		300	CP88-MFL		63		49
	30283 Q500PAR64/NSP	CP87	6 PAR64	ExMogEndPr		140000		19	16	11	9	3200		300	CP87-MSP		63		49
	30280 Q500PAR64/VNSP	CP86	6 PAR64	ExMogEndPr		240000		16	13	10	7	3200		300	CP86-VNSP		63		49
240	30288 Q500PAR64/MFL	CP88	6 PAR64	ExMogEndPr		65000		32	19	21	10	3200		300	CP88-MFL		63		49
	30286 Q500PAR64/NSP	CP87	6 PAR64	ExMogEndPr		140000		19	16	11	9	3200		300	CP87-MSP		63		49
	30282 Q500PAR64/VNSP	CP86	6 PAR64	ExMogEndPr		240000		16	13	10	7	3200		300	CP86-VNSP		63		49
1000 120	13233 FFN-Q1000PAR64/1	FFN	6 PAR64	ExMogEndPr	6	400000		24	10	12	6	3200	C-7A	800	Very Narrow Spot		63		49
	13229 FFP-Q1000PAR64/2	FFP	6 PAR64	ExMogEndPr	6	330000		26	14	14	7	3200	C-7A	800	Narrow Spot		63		49
	13228 FFR-Q1000PAR64/5	FFR	6 PAR64	ExMogEndPr	6	125000		44	21	28	12	3200	C-7A	800	Medium Flood		63		49
	13227 FFS-Q1000PAR64/6	FFS	6 PAR64	ExMogEndPr	6	40000		71	45	48	24	3200	C-7A	800	Wide Flood		63		49
	13226 FGM-Q1000PAR64/3	FGM	6 PAR64	ExMogEndPr	6	200000		24	12	13	6	5200	C-7A	200	Medium Flood		63		49
	13225 FGN-Q1000PAR64/7D	FGN	6 PAR64	ExMogEndPr	6	70000		43	20	27	11	5200	C-7A	200	Narrow Spot		63		49
	43498 Q1000PAR64MFL		6 PAR64	ExMogEndPr	6	80000		45	22	28	12	3000	CC-6	4000	Medium Flood		150		49
	43497 Q1000PAR64NSP		6 PAR64	ExMogEndPr	6	200000		31	14	15	8	3000	CC-6	4000	Narrow Spot		150		49
	43499 Q1000PAR64/WFL		6 PAR64	ExMogEndPr	6	33000		72	45	48	24	3000	CC-6	4000	Wide Flood		150		49

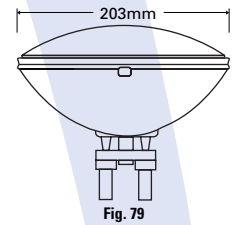
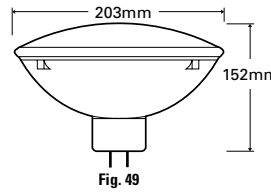


Watts	Volts	Order Code	Description	ANSI Code	LIF Code	Case Qty.	Bulb Size	Base	MOL (in)	MBCP	10% Spread H	10% Spread V	50% Spread H	50% Spread V	Color Temp.	Filament Type	Life (hrs)	Application	Footnotes	Figure
Sealed Beam – Halogen and Incandescent PAR64, 8" (203mm) Reflector (Continued)																				
1000	230	30277	CP95/230V	CP95	6 PAR64	ExMogEndPr			15000	125	95	70	70	3200		300	Very Wide Flood	63	49	
		93409	EXC-Q1MPAR64CP60	EXC	CP60	6 PAR64	ExMogEndPr		6	352000	20	17	12	9	3200	C-7A	300	Very Narrow Spot	63	49
		10928	EXD-Q1MPAR64CP61	EXD	CP61	6 PAR64	ExMogEndPr		6	297000	22	20	14	10	3200	C-7A	300	Narrow Spot	63	49
		10930	EXE-Q1MPAR64CP62	EXE	CP62	6 PAR64	ExMogEndPr		6	138000	38	20	24	11	3200	C-7A	300	Medium Flood	63	49
		35482	EXG/PAR64/WFL230V	EXG	6 PAR64	ExMogEndPr			6	38000	73	36	57	21	3200	C-7A	300	Wide Flood	63	49
240		30278	CP95/240V	CP95	6 PAR64	ExMogEndPr			15000	125	95	70	70	3200		300	Very Wide Flood	63	49	
		10925	EXC-Q1MPAR64CP60	EXC	CP60	6 PAR64	ExMogEndPr		6	352000	20	17	12	9	3200	C-7A	300	Very Narrow Spot	63	49
		10929	EXD-Q1MPAR64CP61	EXD	CP61	6 PAR64	ExMogEndPr		6	297000	22	20	14	10	3200	C-7A	300	Narrow Spot	63	49
		10931	EXE-Q1MPAR64CP62	EXE	CP62	6 PAR64	ExMogEndPr		6	138000	38	20	24	11	3200	C-7A	300	Medium Flood	63	49
		35483	EXG/PAR64/WFL240V	EXG	6 PAR64	ExMogEndPr			6	38000	73	36	57	21	3200	C-7A	300	Wide Flood	63	49
1200	120	34812	GFA-Q1200PAR64/5	GFA	6 PAR64	ExMogEndPr			6	160000	22	36	13	24	3200	C-7A	400	Medium Flood	63	49
		34810	GFB-Q1200PAR64/2	GFB	6 PAR64	ExMogEndPr			6	450000	16	18	8	10	3200	C-7A	400	Narrow Spot	63	49
		34808	GFC-Q1200PAR64/1	GFC	6 PAR64	ExMogEndPr			6	540000	14	16	8	10	3200	C-7A	400	Very Narrow Spot	63	49

Sealed Beam – Discharge, PAR64, 8" (203mm) Reflector

FEATURES

- ConstantColor® CMH® Metal Halide (Warm), Multi-Vapor® (SPL) and Compact Iodide Daylight (CID) color temperatures
- Excellent color rendition with CRI 80-90+
- CMH®/CID Operate on standard metal halide ballasts with 10-20% more output
- Over 1 million candela maximum beams available



Watts	Volts or ANSI Ballast	Order Code	Description	Case Qty.	Bulb Size	Base	MOL (in)	MBCP	10% Spread H	10% Spread V	50% Spread H	50% Spread V	Color Temp.	CRI Index	Life (hrs)	Application	Footnotes	Figure Number
Sealed Beam – Discharge, PAR64, 8" (203mm) Reflector																		
150	M81,102	16959	CMH150/PAR64/830/GX16d/MFL	6	PAR64	GX16d		47000	34	26	22	14	3000	80+	8000	Medium Flood	14, 18, 63	49
		16958	CMH150/PAR64/830/GX16d/SP	6	PAR64	GX16d		154000	18	18	9	9	3000	80+	8000	Narrow Spot	14, 18, 63	49
		16960	CMH150/PAR64/830/GX16d/WFL	6	PAR64	GX16d		16000	62	36	46	23	3000	80+	8000	Wide Flood	14, 18, 63	49
		16962	CMH150/PAR64/842/GX16d/MFL	6	PAR64	GX16d		47000	34	26	22	14	4200	90+	8000	Medium Flood	14, 18, 63	49
		16961	CMH150/PAR64/842/GX16d/SP	6	PAR64	GX16d		154000	18	18	9	9	4200	90+	8000	Narrow Spot	14, 18, 63	49
		16963	CMH150/PAR64/842/GX16d/WFL	6	PAR64	GX16d		16000	62	36	46	23	4200	90+	8000	Wide Flood	14, 18, 63	49
1000	77	29333	SPL1000/PAR64/840	1	PAR64	G38	6.87	1350000			6	6	4000	80	3500	Narrow Spot	14, 19, 63	79
		29336	SPL1000/PAR64/HR	1	PAR64	G38	6.87	1350000			6	6	4000	80	3500	Narrow Spot, Hot restrike	14, 19, 63	79
		30360	99-1225CID/CS	1	PAR64	G38	6.87	850000			20	20	5500	85	1500	Cold Start	14, 23, 63	79
		30371	99-1425CID/HR	1	PAR64	G38	6.87	850000			20	20	5500	85	1000	Hot Restrike	14, 23, 63	79
1200	100	30372	99-1435CID/HR	1	PAR64	G38	6.87	820000			18	18	5500	85	1000	Hot Restrike	14, 24, 63	79



FEATURES

- Precisely manufactured, tailored filaments to maximize source brightness and optimal performance in precision optical devices
- High light-generating efficiency of Quartzline® Halogen, for whiter light, lamp maintenance, and stable color temperature
- For use with prefocused bases or rim-referenced mounting Multi-Mirror® Reflectors

APPLICATIONS

- Audio Visual
- Optical Instruments
- Overhead/Slide Projectors
- Fiberoptics
- Microfilm Readers
- Medical/Dental Instruments
- Printers/Enlargers
- Scientific Instruments
- Photoflood

Quartzline® Multi-Mirror® Reflectors

FEATURES

- Dichroic reflectors for cool light beam and efficient light reflection
- Precise rim reference to optimize target beam
- Faceted reflector for uniform screen image and precision beam control
- Working distance is from reflector rim surface to the film plane/target (see page 35)



Fig. 80



Fig. 81

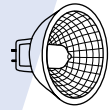
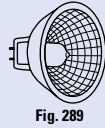



Fig. 289

Watts	Volts	Order Code	Description	Case Qty.	Bulb	Base	Filament Type	MOL (in)	Color Temp.	CBCP	Working Distance (in)	Life (hrs)	Burn Position	Application	Footnotes	Figure Number
Quartzline® Multi-Mirror® Reflectors – MR11																
28	13.8	31964	FLT	10	MR11	GZ4.2-Pin	CC-6	1.38	3050			500	HD	Microfilm	64	80
Quartzline® Multi-Mirror® Reflectors – MR13																
225	68	15832	EZF/EZJ UNIT	20	MR13	GX5.3.2-Pin	CC-8	1.75				350	HD	Color printer	3, 64	81
250	82	12097	EXY	20	MR13	GX5.3.2-Pin	CC-8	1.75	3200		6	200	HD	Slide projection	64	81
300	82	12092	EXR	20	MR13	GX5.3.2-Pin	CC-8	1.75	3350		6	35	HD	Slide projection	64	81
		12095	EXW	20	MR13	GX5.3.2-Pin	CC-8	1.75	3450		6	15	HD	Slide projection	64	81
		47614	FHS	20	MR13	GX5.3.2-Pin	CC-8	1.75	3300		6	70	HD	Slide projection	64	81
Quartzline® Multi-Mirror® Reflectors – MR16																
20	12	10933	BAB/PH	20	MR16	GX5.3.2-Pin	C-6	1.75	2900			4000	HD	Display	64	289
25	13.8	47914	FHX	20	MR16	GX5.3.2-Pin	CC-6	1.75	3200		4.13	250	HD	Microfilm	64	289
30	10.8	36902	EKZ	20	MR16	GX5.3.2-Pin	C-6	1.75	3100		1.5	200	HD	16mm projection	64	289
35	12	41430	EPN UNIT	20	MR16	GX5.3.2-Pin	C-6	1.75	3300		1.13	50	HD	8mm projection	64	289
42	10.8	41729	EPT UNIT	20	MR16	GX5.3.2-Pin	C-6	1.75	2900		1.5	10000	HD	Fiber optics	64	289
50	8	41251	EFM	20	MR16	GZ6.35 2-Pin	C-6	1.75	3300		1.25	50	HD	8mm projection	64	289
	12	25475	ENL	20	MR16	GX5.3.2-Pin	C-6	1.75	3050		1.5	4000	HD	Fiber optics, display lighting	64	289
	13.8	44854	DJT UNIT	20	MR16	GX5.3.2-Pin	CC-6	1.75	3150		6	1000	HD	Microfilm	64	289
		14887	FML UNIT	20	MR16	GX5.3.2-Pin	CC-6	1.75	3150		8.44	1000	HD	Microfilm	64	289
55	17	43986	DDF UNIT	20	MR16	GX5.3.2-Pin	CC-6	1.75	3100		2.19	300	HD	Enlarger, projection	64	289
75	12	41252	EFN	20	MR16	GZ6.35 2-Pin	CC-6	1.75	3350		1.25	50	HD	8mm projection	64	289
80	19	43206	DDM UNIT	20	MR16	GX5.3.2-Pin	CC-6	1.75	3350		6	50	HD	Slide projection	64	289
		40248	ENW/ENC UNIT	20	MR16	GX5.3.2-Pin	CC-6	1.75	3200		1.75	200	HD	8mm projection	64	289
	21	43988	DDS UNIT	20	MR16	GX5.3.2-Pin	CC-6	1.75	3125		6.5	1000	HD	Microfilm	64	289
	30	35800	EKP/ENA	20	MR16	GX5.3.2-Pin	CC-6	1.75	3350		1.75	25	HD	8mm projection	64	289
85	13.8	43950	DED UNIT	20	MR16	GX5.3.2-Pin	C-6	1.75	3150		6.5	1000	HD	Microfilm	64	289
	82	11698	ESJ	20	MR16	GY5.3.2-Pin	CC-8	1.75	3350		1.75	40	HD	Enlarger, projection	64	289
90	14.5	41882	EPV UNIT	20	MR16	GX5.3.2-Pin	CC-6	1.75	3150		6.13	500	HD	Microfilm	64	289
		42614	EPX UNIT	20	MR16	GX5.3.2-Pin	CC-6	1.75	3150		6.5	500	HD	Microfilm	64	289
100	12	41253	EFP	20	MR16	GZ6.35 2-Pin	CC-6	1.75	3350		1.25	50	HD	8mm projection	64	289
		12003	EXV UNIT	20	MR16	GX5.3.2-Pin	CC-6	1.75	3350	3100		50	U	Camera Light	64	289

Photo/Projection SECTION 2

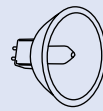


Watts	Volts	Order Code	Description	Case Qty.	Bulb	Base	Filament Type	MOL (in)	Color Temp.	CBCP	Working Distance (in)	Life (hrs)	Burn Position	Application	Footnotes	Figure Number
Quartzline® Multi-Mirror® Reflectors – MR16 (Continued)																
150	15	41254 EFR		20	MR16	GZ6.35 2-Pin	CC-6	1.75	3350		1.25	50	HD	8mm projection	64	289
		25137 Q150MR16-15LEADS		20	MR16	Special Leads	C-8	–	3300	–	–	200	BDTH	Optical Printing	64	
		43537 DDL UNIT		20	MR16	GX5.3 2-Pin	C-6	1.75	3150		7.75	500	HD	Microfilm	64	289
		29151 EJM		20	MR16	GX5.3 2-Pin	CC-6	1.75	3350		1.5	40	HD	8mm projection	64	289
		35200 EKE		20	MR16	GX5.3 2-Pin	CC-6	1.75	3250		1.75	250	HD	8mm projection, fiber optics	64	289
		38306 ELD/EJN		20	MR16	GX5.3 2-Pin	CC-6	1.75	3350		6.5	40	HD	Microfilm	64	289
		43756 ESD UNIT		20	MR16	GY5.3 2-Pin	CC-8	1.75	3350		1.75	12	HD	Enlarger, projection	64	289
		15477 EZK UNIT		20	MR16	GY5.3 2-Pin	CC-8	1.75	3200	3600		200	U	Camera Light	64	289
		29150 EJL		20	MR16	GX5.3 2-Pin	CC-6	1.75	3400		1.25	50	HD	16mm, Color printer	64	289
		36899 EKX		20	MR16	GX5.3 2-Pin	CC-6	1.75	3400		5.5	25	HD	Microfilm	64	289
		11132 EWF UNIT		20	MR16	GX5.3 2-Pin	CC-8	1.75	3300		11.75	50	H22	Overhead projection	64	289
		13152 EYA		20	MR16	GY5.3 2-Pin	CC-8	1.75	3300			50	HD	Enlarger	64	289
		37462 ELC		20	MR16	GX5.3 2-Pin	CC-6	1.75	3400		1.25	50	HD	Fiber optics, color printer	64	289
		22023 ELC/C		20	MR16	GX5.3 2-Pin	CC-6	1.75	3400		1.25	50	HD	Fiber optics, color printer	64	289
		15377 ELC/500		20	MR16	GX5.3 2-Pin	CC-6	1.75	3350		1.25	500	HD	Fiber optics, color printer	64	289
		11110 EVW UNIT		20	MR16	GY5.3 2-Pin	CC-8	1.75	3300		11.75	50	H22	Overhead projection	64	289
		38686 ENH UNIT		20	MR16	GY5.3 2-Pin	CC-8	1.75	3250	11700	6	175	HD	Slide projection	64	289
		11322 ETJ		20	MR16	GY5.3 2-Pin	CC-8	1.75	3300		1.5	175	HD	Fiber Optics	64	289
		11750 EXX		20	MR16	GY5.3 2-Pin	CC-8	1.75	3300	6750		25	U	Camera Light	64	289
		38476 ELH		20	MR16	GY5.3 2-Pin	CC-8	1.75	3350		6	35	HD	Slide projection	64	289
		38685 ENG		20	MR16	GY5.3 2-Pin	CC-8	1.75	3450		6	15	HD	Slide projection	64	289
		41874 ERV UNIT		20	MR16	GX5.3 2-Pin	CC-8	1.75	3300		11.75	75	HD	Overhead projection	64	289
		41705 ENX UNIT		20	MR16	GY5.3 2-Pin	CC-8	1.75	3300		11.75	75	HD	Overhead projection	64	289
		19475 ENX-5 UNIT		20	MR16	GY5.3 2-Pin	CC-8	1.75	3300			75	HD	Overhead projection	64	289
		41702 EPW UNIT		20	MR16	GY5.3 2-Pin	CC-8	1.75	3250		11.75	75	HD	Overhead projection	64	289
		21613 FXL		20	MR16	GY5.3 2-Pin	CC-8	1.75	3300		11.75	38	HD	Overhead projection	64	289


Quartzline® Reflector Lamps

FEATURES

- Non-faceted (smooth) dichroic reflectors



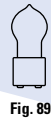
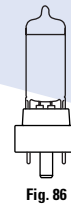
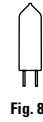
Watts	Volts	Order Code	Description	Case Qty.	Bulb	Base	Filament Type	MOL (in)	Color Temp.	Working Distance (in)	Life (hrs)	Burn Position	Application	Footnotes	Figure Number
Quartzline® Reflector Lamps															
50	18	41885 ELS/ELR UNIT		24	MR14	GX7.9 2-Pin	CC-8	1.41	3100	4.75	650	HD	Microfilm	64	83
		40598 ENZ UNIT		20	MR16	GX5.3 2-Pin	CC-6	1.75	3450	1.25	25	HD	8mm projection	64	82
80	19	32886 EJY		20	MR16	GX5.3 2-Pin	CC-6	1.75	3400	1.5	25	HD	Fiber Optics	64	82
		37412 ELB		20	MR16	GX5.3 2-Pin	CC-6	1.75	3400	1.25	18	HD	8mm projection	64	82
		39742 DNF		24	MR16	GX7.9 2-Pin	CC-8	1.77	3400	2.75	25	HD	8mm projection	64	83
		32882 EJA		20	MR16	GX5.3 2-Pin	CC-6	1.75	3350	1.1	40	HD	Fiber Optics	64	82
		32831 EJV		20	MR16	GX5.3 2-Pin	CC-6	1.75	3350	1.75	40	HD	8mm proj., printer	64	82
		40161 DNE UNIT		24	MR16	G7.9 2-Pin	CC-8	1.77	3350	2.75	12	HD	8mm projection	64	83
		40017 EMM/EKS		24	MR14	GX7.9 2-Pin	CC-8	1.66	3400	2.63	50	HD	16mm projection	64	83
		40658 BHB UNIT		24	MR14	G7.9 2-Pin	CC-8	1.67	3350	2.63	25	HD	16mm projection	64	83



Quartzline® Single-Ended

FEATURES

- Source size is the dimension of the rectangular area, centered on the lamp axis, within which all luminous parts of the filament lie when viewed perpendicular to the coil axis

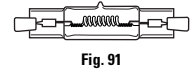
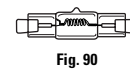


Watts	Volts	Order Code	Description	Case Qty.	Bulb	Base	Filament Type	LCL (in)	MOL (in)	Lumens	Color Temp	Source Size W x L (in)	Life (hrs)	Burn Position	Application	Footnotes	Figure Number	
Quartzline® Single-Ended																		
30	10.8	37346	DZA 24PK	24	T3.5	G5.3 2-Pin	C-6	1.06	2	530	3100	.15 x .05	400	HD		64	85	
50	12	18234	BRL	100	T3.5	G6.35 2-Pin	C-6	1.17	1.72	1400	3400		50	U		64	84	
100	12	14876	FCR 100PK	100	T3	GY6.35 2-Pin	C-6 Oval	1.18	1.75	2800	3300	.20 x .15	50	HD		64	84	
		35321	FDT	24	T3	GZ9.5 2-Pin Pf	C-6 Oval	1.06	2.12	2900	3300	.23 x .15	50	HD		64	88	
150	24	13598	FCS 100PK	100	T4	G6.35 2-Pin	C-6 Oval	1.18	2	4500	3300	.25 x .15	50	HD		64	84	
		36878	FDV	24	T4	G6.35 2-Pin	C-6 Oval	1.19	2	4300	3050	.25 x .15	100	U		64	84	
		37695	DZE/FDS	24	T4	GZ9.5 2-Pin Pf	C-6 Oval	1.31	2.68	4000	3250	.25 x .15	100	HD		64	88	
175	24	42612	EML UNIT	24	T4	G5.3 2-Pin	C-6	1.06	2.12	5000	3200	.21 x .19	125	HD		64	85	
250	24	14874	EHJ 100PK	100	T4	G6.35 2-Pin	C-6 Oval	1.31	2.25	8000	3400	.30 x .15	50	HD		64	84	
		120	13617	EYH/FKT UNIT	24	G6	G5.3 2-Pin	CC-6	1.44	2.5	6000	3000	.55 x .17	200	HD		64	85
275	24	18241	FNT/100	100	T4	G6.35 2-Pin	C-6 Oval	1.31	2.25	10000	3400	.14 x .28	50	HD		64	84	
300	24	19886	FLW	48	T4	GY6.35 Ceramic	C-6 Oval	1.21	2.15	10200	3500	.34 x .23	50	HD		64	-	
360	82	12696	EYB UNIT	24	T3.5	G5.3 2-Pin	CC-8	1.25	2.25	10000	3300	.30 x .20	75	HD		64	85	
		86	19322	EYB-5 UNIT	24	T3.5	G5.3 2-Pin	CC-8	1.25	2.25	3200	3200	.30 x .20	75	HD		64	85
400	36	41164	EVD	24	T6	GY6.35 2-Pin	C-6	1.4	2.34	14500	3200		50	HD		64	84	
500	120	36178	BCK	24	T6	G17q 4-Pin	C-13D	1.56	3.25	3200			50	HD	Slide Projection	5, 64	86	
		36117	CBA	24	T6	G17q 4-Pin	C-13D	1.75	3.62	3200			50	HD	Slide Projection	6, 64	87	
		33663	FBG/FBD	24	G6	G5.3 2-Pin	CC-6	1.75	3	13200	3200	.50 x .20	50	U		64	85	
		37527	EHA	24	T6	GZ9.5 2-Pin Pf	C-13D	1.44	3	3300	.35 x .35	50	HD		5, 64	88		
		19897	EPR	24	T6	TF	C-13D	2.68	1.56	3250	.31 x .30	50	HD		64	-		
		600	120	32071	DYP	24	G7	2-Button	CC-6	1	2.25	17000	3200	.50 x .25	75	HD		64
600	120	30364	DYH	24	G7	G5.3 2-Pin	CC-6	1.44	2.5	17000	3200	.50 x .25	75	U		64	85	
		38675	BVE	24	T6	GZ9.5 2-Pin Pf	C-13D	1.75	3.5	3200	.35 x .35	75	HD		5, 64	88		
		19479	DYS-5 UNIT	24	G7	GZ9.5 2-Pin Pf	CC-6	1.44	2.5	15500	3200	.45 x .45	150	HD		64	88	
		32955	DYS/DYV/BHC	24	G7	GZ9.5 2-Pin Pf	CC-6	1.44	2.5	17000	3200	.50 x .25	75	HD		64	88	
650	120	30304	DVY	24	G6	G5.3 2-Pin	CC-6	1.44	2.48	20000	3300	.50 x .20	25	HD		9, 64	85	
		220	33248	DYR	24	G7	GZ9.5 2-Pin Pf	2CC-8	1.44	2.5	16500	3200	.45 x .45	50	U		64	88
		240	33250	DYR	24	G7	GZ9.5 2-Pin Pf	2CC-8	1.44	2.5	16500	3200	.45 x .45	50	U		64	88

Quartzline® Double-Ended Projection

FEATURES

- Source size is the dimensions of the rectangular area, centered on the lamp axis, within which all luminous parts of the filament lie when viewed perpendicular to the coil axis

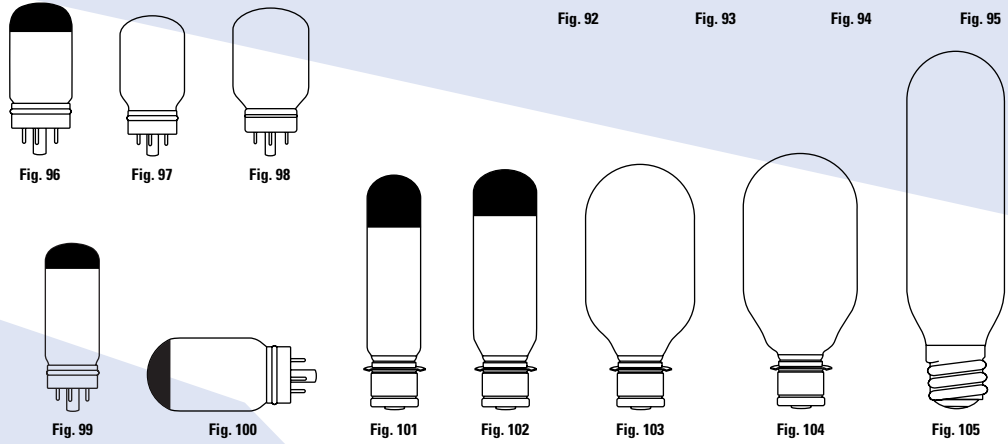


Watts	Volts	Order Code	Description	Case Qty.	Bulb	Base	Filament Type	MOL (in)	Lumens	Color Temp.	Source Size W x L (in)	Life (hrs)	Burn Position	Application	Footnotes	Figure Number
Quartzline® Double-Ended Projection																
375	30	29578	DWZ	24	T4	R7s	CC-8	3.13	7500	3000	.35 x .18	1000	U	Bowling Projector	64	90
420	120	29581	FAL	24	T4	R7s	CC-8	2.63	11000	3200	.35 x .17	90	U	Printer	64	90
		30276	FFM	24	T4	R7s	CC-8	3.13	11000	3200	.50 x .25	90	U	Copyboard	64	90
600	120	29598	FCB	24	T4	R7s	CC-8	3.75	17000	3250	.45 x .18	120	U	Overhead Projection	64	90
		29592	FFJ	24	T4	R7s	CC-8	2.63	17000	3250	.60 x .17	85	U	Printer	64	90
800	230	36952	DXX	24	T4	R7s	CC-8	3.13	21400	3200	.90 x .17	75	U	Copyboard, Studio	64	90
		240	36953	DXX	24	T4	R7s	CC-8	3.13	21400	3200	.90 x .17	75	U	Copyboard, Studio	64
1000	120	29604	BRH	24	T5	R7s	CC-8	3.75	30000	3350	.70 x .21	60	U	Overhead Projection	64	91
		38311	ETT UNIT	24	T5	R7s	CC-8	3.75		3350		70	U	Spec. (PH1000H)	64	91

Incandescent Projection

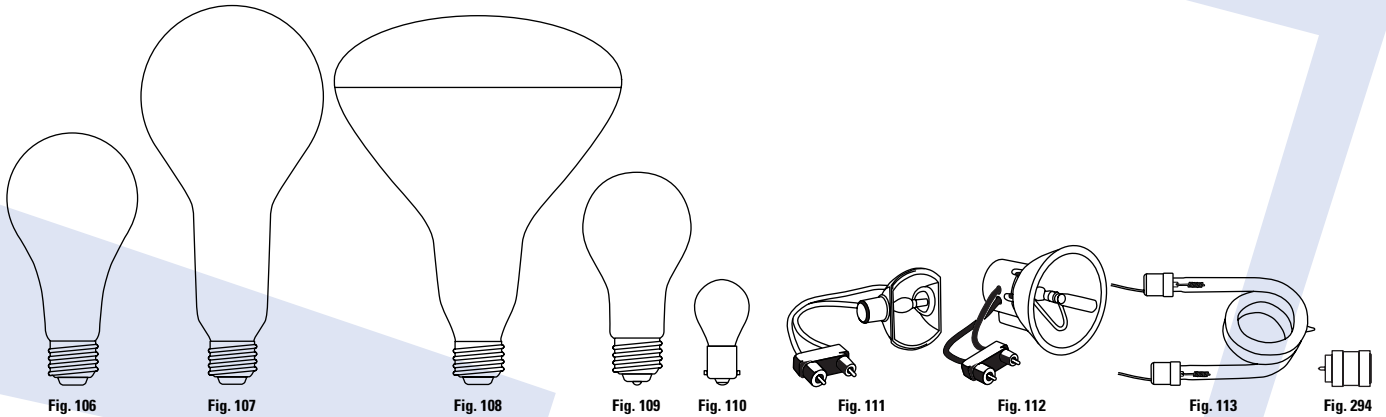
FEATURES

- Many contain internal proximity or focusing reflectors



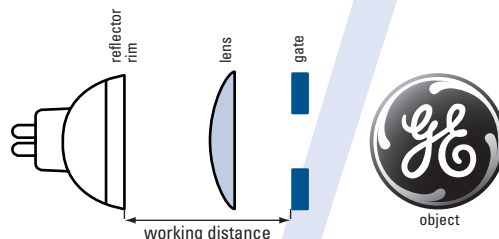
Watts	Volts	Order Code	Description	Case Qty.	Bulb	Base	Filament Type	LCL (in)	MOL (in)	Lumens	Color Temp.	Working Distance	Reflector Type	Life (hrs)	Burn Position	Application	Footnotes	Figure Number
Incandescent Projection																		
30	118	29140	BLC	120	S11	D. C. Bay.	CC-2V	1.38	2.38	400	2775			50	U	Editor Projection		92
34	8.5	30421	BXB	24	T8	S. C. Pref.	C-8	1.63	3.13	690				100	HD	Sound Reproduction		16
35	12	30202	EAJ	24	T6.4	D.C. Bay.	C6	1.77	4	620				300	U	Flashtube Modeling		14, 64
25							C6			420				300				
50	118	29156	BLX	120	S11	D. C. Bay.	CC-2V	1.38	2.38	780	2850			50	HD	Toy Projection		92
		29171	CAX	24	T8	D. C. Bay.	CC-2V	1.38	3.13	775	2875			50	BD	Optical Projection		
	130	29169	CAX	24	T8	D. C. Bay.	CC-2V	1.38	3.13	775	2875			50	BD	Optical Projection		
75	118	29208	CBX/CBS	24	T8	D. C. Bay.	CC-13	1.38	3.13	1200	2925			50	BD	Slide Projection		10, 64 93
	120	32137	BNF	120	S11	D. C. Bay.	CC-2V	1.38	2.38	1300	2900			25	HD	Toy Projection		92
80	30	36122	DFE UNIT	24	T12	GX17q 4-Pin	CC-8	1.56	3.19	3400	225	Focusing		15	HD	8mm Projection		64
		40216	DLD/DFZ UNIT	24	T14	GX17q 4-Pin	CC-6	1.56	3.5	3400	1.75	Focusing		15	HD	8mm Projection		13, 64 94
100	118	29266	CDJ	24	T8	D. C. Bay.	CC-2V	1.38	3.13	2000	2975			50	BD	Slide Projection		64 95
		29244	CEB	24	T8	D. C. Bay.	CC-13	1.38	3.13	1850	2975			50	BD	Slide Projection		64
	120	29257	CDD	24	T8	S. C. Bay.	CC-2V	1.38	3.13	2000	2975			50	BD	Slide Projection		64 95
120	120	43330	CEM UNIT	24	T8	S. C. Bay.	2CC-8	1.38	3.13	1950	3000			200	BD	Wheel Align Projection		10, 64
150	21	29360	DCA	24	T12	GX17q 4-Pin	CC-6	1.56	3.56	3250	1.75	Focusing		15	HD	8mm Projection		11, 64
	22	29366	DLS/DLG/DHX	24	T14	GX17q 4-Pin	CC-6	1.56	3.44	3250	1.75	Focusing		15	HD	8mm Projection		13, 64
	120	29380	CAR	24	T10	G17q 4-Pin	2CC-8	1.31	3.13	3100		Proximity		15	BD	Slide, Film Strip		10, 64 96
		29364	DCH/DJA/DFP	24	T12	G17q 4-Pin	CC-6	1.56	3.38	3150	2.25	Focusing		15	BD	8mm Projection		64 97
		29338	DJL	24	T14	G17q 4-Pin	CC-8	1.56	3.5	3150	1.75	Focusing		15	HD	8mm Projection		64 98
	125	29386	DFN/DFC	24	T12	G17q 4-Pin	CC-8	1.56	3.19	3150	2.25	Focusing		15	HD	8mm Projection		64 97
200	24	29405	DSW	24	T14	GX17q 4-Pin	CC-8	1.56	3.38	3300	1.75	Focusing		25	HD	8mm Projection		13, 64
300	120	29525	CAL	24	T10	G17q 4-Pin	C-13	1.56	4	3200		Proximity		25	BD	Slide, Film Strip		11, 64
500	120	29664	CZA/CZB	24	T10	G17q 4-Pin	C-13D	1.56	4	3300		Proximity		25	BD	Slide Projection		11, 64 99
		29737	DEK/DFW/DHN	24	T12	G17q 4-Pin	C-13D	1.75	3.62	3250		Proximity		25	HD	Slide Projection		12, 64 100
		29677	CZX/DAB	24	T10	Med. Pref.	C-13D	2.19	5.75	12500	3200			25	BD	8mm Projection		10, 64 101
750	125	29836	DDB	24	T12	Med. Pref.	C-13D	2.19	5.75	19500	3250			25	BD	16mm Projection		10, 64 102
1000	118	29968	DRB	24	T20	Med. Pref.	C-13	2.19	5.75	32000	3350			25	BD	Overhead projection		64 103
	120	29979	DRC	24	T20	Med. Pref.	C-13	2.19	5.75	30000	3250			50	BD	Overhead & opaque projection		64 103
		29947	DRS	24	T20	Med. Pref.	C-13D	2.19	5.75	28500	3325			25	BD	Overhead projection		64 104
		29959	DPT	12	T20	Mogul	C-13	4.75	9.06	28000	3200			50	BD	Opaque Projection		64 105

Photoflood, Enlargers, Printers, Arc Sources



Watts	Volts	Order Code	Description	Case Qty.	Bulb	Base	Filament Type	MOL (in)	Lumens	Color Temp.	CBCP	Working Distance	Life (hrs)	Burn Position	Application	Footnotes	Figure Number
Photoflood																	
30	125	30232	BLK UNIT	120	S11	Cand.	CC-2V	2.25	400	2700		50	U		Photocopy, Inside Frost	64	
250	118	40563	BBA 24PK	24	A21	Medium	C-9	4.94	8000	3400		3	U		No. 1 Photoflood, Frost	64	106
		40564	BCA 24PK	24	A21	Medium	C-9	4.94	5000	4800		3	U		No B1 Blue, Inside Frost	64	106
120		40565	ECA 24PK	24	A23	Medium	C-9	6	6500	3200		20	U		Inside Frost	64	106
300	115	40886	BAH 24PK	24	A21	Medium	C-9	4.94	9000	3200		20	U		Photocopy, Inside Frost	64	106
500	118	40566	EBV 24PK	24	PS25	Medium	C-9	6.94	17000	3400		6	U		No 2, Inside Frost	64	107
		40567	EBW PH/B2 24PK	24	PS25	Medium	C-9	6.94	10500	4800		6	U		No. B2, Blue, Inside Frost	64	107
500	120	40568	ECT 24PK	24	PS25	Medium	C-9	6.94	13650	3200		60	U		Inside Frost	64	107
		30151	DXB	24	R40	Medium	CC-2V	6.63		3300	45000	6			Spot Beam, 15 degrees	17, 64	108
		30145	DXC	24	R40	Medium	C-9	6.63		3300	5500	6			Flood Beam, 90 degrees	17, 64	108
		30281	EAL	24	R40	Medium	CC-2V	6.63		3200	6800	15			Medium Beam, 60 degrees	17, 64	108
Enlarger & Printer																	
75	120	43220	PH/140 UNIT	120	S14	Medium		3.38	1150	2900		35	U		Enlarger, White	64	
		40569	PH/211 24PK	24	A21	Medium		4.94	1000	3000		65	U		Enlarger, White	64	109
125		30162	PH/111A	120	S11	S.C. Bay.		2.38	1120	2900		15	HD		Enlarger, White	64	110
150	120	40570	PH/212 24PK	24	A21	Medium		4.94	2300	3050		100	U		Enlarger, White	64	109
250	120	40571	PH/213 24PK	24	A21	Medium		4.94	7000	3400		3	U		Enlarger, White	64	109
Pulsed Xenon Arc, Gemini® and MARC™, Light Engine™																	
300	14	10115	CXE300/BF	4	T11	Special		1.67	5000	5600	500M	1000	BDTH		Light Engine™, Medical	14, 176, 185	294
		35	11134	GEMINI 300 (EZG)	4	PAR20	Special 2-Pin Plug			6000		1.46	75	H	Replaces MARC 300/16A	19, 64	111
350	45	39936	MARC 350-16T EZT	4	PAR24	Special 2-Pin Plug			50	5000		2.05	50	H		19, 64	112
4000		30124	PXA 50	6	T3	WireTerm/Ceramic		4.63	125000	6000			U		Graphic Arts	64	113
8000		30129	PXA-80	6	T3	WireTerm/Ceramic		4.63	240000	6000			U		Graphic Arts	64	113

Working Distance





Sealed Beams

FEATURES

- Available in rectangular (140-200mm across top) and round PAR36 (4.5"), PAR46 (5.75"), PAR56 (7"), PAR64 (8") sizes
- Sealed glass parts, which tolerate moisture and salt over time better than metal composite lamps
- Consistent filament to reflector focusing, and tailored lenses to insure MBCP and spread suitable for the application
- Available in Incandescent, Halogen (Q or H prefix) and Discharge technology
- Beam distributions in narrow spot (NSP), spot (SP), medium and wide flood (MFL, WFL)
- Narrow spot beams (smaller angle spread) for more maximum beam candlepower (MBCP) in a given wattage
- See Transportation, Airport/City, Special Incandescent, and CovRguard® Sections for additional applications/types
- Sorted by size, watts, then volts

APPLICATIONS

- Spotlamps and Hand Lanterns
- Stage and Studio Lighting
- Landscape and Area Lighting
- Down and Architecture Lighting

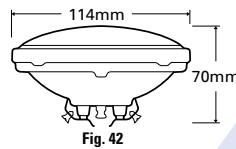


Fig. 42

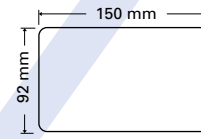


Fig. 114

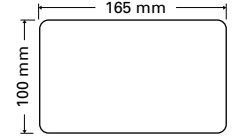
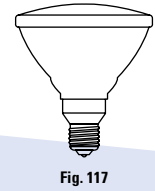
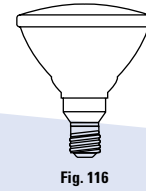
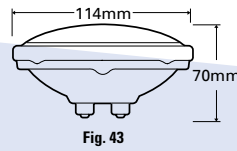
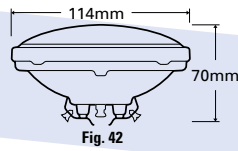


Fig. 115

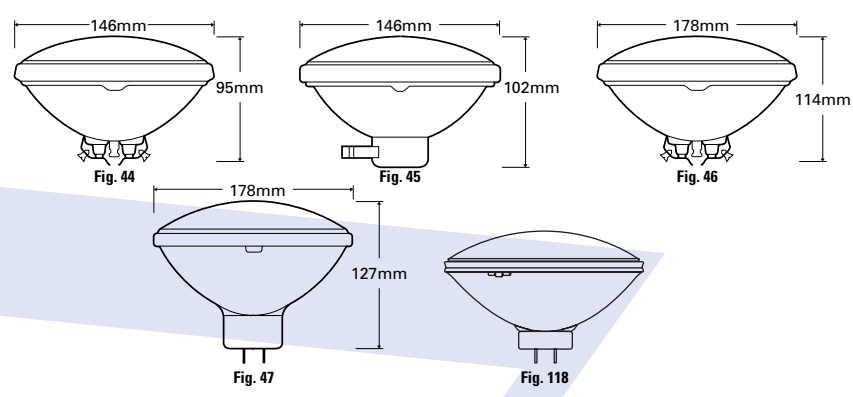
Watts	Volts	Order Code	Description	Case Qty.	Bulb Size	Base	Filament Type	MOL (in)	Initial Lumens	MBCP	10% Spread H	10% Spread V	50% Spread H	50% Spread V	Color Temp.	Life (hrs)	Application	Footnotes	Figure Number
Rectangle																			
50	12.8	47460 H7935-1	6 165mm Slip-on Terminals	C-6	4.53	175000	6.5	3.5	100	Halogen Spotlamp	77	115							
		15767 H9405	12 150mm 2 Right Angle Lugs	C-6	3	100000	7	4	100	Spotlamp, Halogen	77	114							
PAR36																			
2.35	4.7	24780 4546	12 PAR36 Screw Terminals	C-2R	2.75	6300	3	3	100	Hand Lantern	42								
		24770 4546-1	12 PAR36 Slip-on Terminals	C-2R	2.75	6300	3	3	100	Hand Lantern	42								
5.94	4.7	24788 4547	12 PAR36 Screw Terminals	C-2R	2.75	20000	3	3	100	Hand Lantern	42								
8	6	43561 H7550	12 PAR36 Screw Terminals	C-6	2.75	25000	3	3	50	Hand Lantern	77	42							
		23541 H7550-1 Bulk	60 PAR36 Slip-on Terminals	C-6	2.75	25000	3	3	50	Hand Lantern	77								
18	12	29130 Q7558 PAR36 WFL	12 PAR36 Screw Terminals	C-6	2.75	365	55	45	5000	Landscape	71, 164	42							
		28113 Q7559 PAR36 WWFL	12 PAR36 Screw Terminals	C-6	2.75	120	70	70	5000	Landscape	71, 164	42							
		28111 Q7560 PAR36 NSP	12 PAR36 Screw Terminals	C-6	2.75	1900	24	23	5000	Landscape	71, 164	42							
		28874 Q7561 PAR36 VNPS	12 PAR36 Screw Terminals	C-6	2.75	11000	9	8	5000	Landscape	71, 164	42							
25	5.5	14553 25PAR36	12 PAR36 Screw Terminals	C-6	2.75	130	19700				5	5	3000	1000	Pin Spot.	20	42		
															Filament Shield				
12		14554 25PAR36/NSP	12 PAR36 Screw Terminals	C-6	2.75	150	2600				9	9		2000	Narrow Spot-Filament Shield	20	42		
		14556 25 PAR36 WWFL	12 PAR36 Screw Terminals	C-6	2.75	150	160				55	55		2000	Very Wide Flood. Filament Shield	20	42		
		14555 25PAR 36WFL	12 PAR36 Screw Terminals	C-6	2.75	150	360	49	41	37	26			2000	Wide Flood-Filament Shield	20	42		
30	6.2	24678 4516	12 PAR36 Screw Terminals	C-6	2.75	45000	9	4	300	Spotlamp	20	42							
	6.4	24673 4515	12 PAR36 Screw Terminals	C-6	2.75	55000	5	5	100	Spotlamp	42								
		15133 H4515	12 PAR36 Screw Terminals	C-6	2.75	67000	5.5	4	100	Spotlamp, Shielded Bulb	77	42							
	12.8	24425 4405	12 PAR36 Screw Terminals	C-6	2.75	50000	6	5	100	Spotlight	42								
		22983 4416	12 PAR36 Screw Terminals	C-6	2.75	35000	11	4	300	Spotlamp, Signal	42								
		34901 4416-1 Bulk	60 PAR36 Slip-on Terminals	C-6	2.75	35000	11	4	300	Spotlamp, Signal									
		15129 H4405	12 PAR36 Screw Terminals	C-6	2.75	66000	7	4	100	Spotlamp, Shielded Bulb	77	42							
35	12	19877 35PAR36/H/FL30	12 PAR36 Screw Terminals	C-6	2.75	250	900				30	30	3050	4000	Floodlight	148	42		
		19873 35PAR36/H/SP5	12 PAR36 Screw Terminals	C-6	2.75	250	25000				5	5	3050	4000	Spotlight	148	42		
		19876 35PAR36/H/SP8	12 PAR36 Screw Terminals	C-6	2.75	250	8000				8	8	3050	4000	Spotlight	148	42		
		42072 35PAR36/H/WWFL	12 PAR36 Screw Terminals	C-6	2.75	400					55	55	3050	4000	Very Wide Flood	148	42		
37.5	12.8	42838 H7616	12 PAR36 Screw Terminals	C-6	2.75	70000	7	4	300	Halogen Spotlamp	77	42							

General Directional Lighting SECTION 3



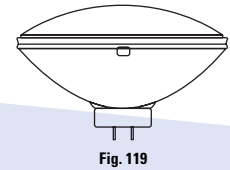
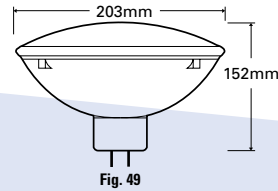
Watts	Volts	Order Code	Description	Case Qty.	Bulb Size	Base	Filament Type	MOL (in)	Initial Lumens	MBCP	10% Spread H	10% Spread V	50% Spread H	50% Spread V	Color Temp.	Life (hrs)	Application	Footnotes	Figure Number
PAR36 (Continued)																			
50	12	19880	50PAR36/H/FL30	12	PAR36	Screw Terminals	C-6	2.75	400	1300			30	30	3050	4000	Floodlight	148	42
		19878	50PAR36/H/SP5	12	PAR36	Screw Terminals	C-6	2.75	400	39000			5	5	3050	4000	Spotlight	148	42
		19879	50PAR36/H/SP8	12	PAR36	Screw Terminals	C-6	2.75	400	10000			8	8	3050	4000	Spotlight	148	42
		16540	50PAR36/NSP	12	PAR36	Screw Terminals	C-6	2.75	330	11000			10	10		2000	Narrow Spot, Filament Shield	20	42
		12892	50PAR36VNSP	12	PAR36	Screw Terminals	C-6	2.75	330	19000			6	6		2000	Very Narrow Spot, Filament Shield	20	42
		16542	50 PAR 36 VWFL	12	PAR36	Screw Terminals	C-6	2.75	330	600			55	55		2000	Very Wide Flood. Filament Shield	20	42
		16541	50 PAR 36 WFL	12	PAR36	Screw Terminals	C-6	2.75	330	900	48	41	36	28		2000	Wide Flood, Filament Shield	20	42
		11468	50PAR36WFL/4	12	PAR36	Screw Terminals	C-6	2.75	300	720	48	41	36	28		4000	Wide Flood, Filament Shield	20	42
	12.8	43576	H7604	12	PAR36	Screw Terminals	C-6	2.75	100000		7	5				100	Halogen Spotlamp	77	42
	12.8	49731	H7614	12	PAR36	Screw Terminals	C-6	2.75	2000		70	30				100	Halogen Flood		42
100	13.0	39906	4700	12	PAR36	3 Screw Terminals	C-6	2.75	100M		12	7				25	Spot/Flood. 2 Beams		
100	13.0								50M		17	18				25			
650	120	41667	DWE-Q650PAR36/1	12	PAR36	Screw Terminals		2.75	24000				40	30	3200	100		63	42
		41668	FAY-Q650PAR36/3D	12	PAR36	Ferrule	C-7A	2.75	36000				25	15	5000	30		63	43
		41669	FBE-Q650PAR36/5D	12	PAR36	Screw Terminals	C-7A	2.75	36000				25	15	5000	30		63	42
		41671	FBO-Q650PAR36/5	12	PAR36	Screw Terminals	C-7A	2.75	67000				25	15	3400	30		63	42
		41672	FCW-Q650PAR36/6	12	PAR36	Ferrule	C-7A	2.75	9000				60	55	3200	100		63	43
		41673	FCX-Q650PAR36/7	12	PAR36	Ferrule	C-7A	2.75	24000				40	30	3200	100		63	43
PAR38																			
80	220	18178	80PAR/FL/27	12	PAR38	Skirted (E27)	CC-6	5.5	750	1500			35	35	2650	2000	Clear Flood	173, 178, 179	116
	240	18179	80PAR/FL/27	12	PAR38	Skirted (E27)	CC-6	5.5	750	1500			35	35	2650	2000	Clear Flood	173, 178, 179	116
		26347	80PAR/FL/BG/27	12	PAR38	Skirted (E27)	CC-6	5.5					35	35		2000	Yellow Flood	173, 178, 179	116
100	220	38854	100PAR/FL/27	12	PAR38	Skirted (E27)	CC-6	5.5	800	1500			35	35	2600	2000	Clear Flood	173, 178, 179	116
		40029	100PAR/FL/G/27	12	PAR38	Skirted (E27)	CC-6	5.5					35	35		2000	Green Flood	173, 178, 179	116
		40030	100PAR/FL/R/27	12	PAR38	Skirted (E27)	CC-6	5.5					35	35		2000	Red Flood	173, 178, 179	116
		40031	100PAR/FL/Y/27	12	PAR38	Skirted (E27)	CC-6	5.5					35	35		2000	Yellow Flood	173, 178, 179	116
120	220	18172	120PAR/FL/27	12	PAR38	Skirted (E27)	CC-6	5.5	1150	2300			35	35	2675	2000	Clear Flood	173, 178, 179	116
		18175	120PAR/SP/27	12	PAR38	Skirted (E27)	CC-6	5.5	1150	5500			20	20	2675	2000	Clear Spot	173, 178, 179	116
	240	18173	120PAR/FL/27	12	PAR38	Skirted (E27)	CC-6	5.5	1050	2300			35	35	2675	2000	Clear Flood	173, 178, 179	116
150	120	19464	150PAR/FL/A	12	PAR38	Med Skirt	CC-6	5.31								2000	Flood. Dichro Amber	173, 178, 179	117
		19465	150PAR/FL/B	12	PAR38	Med Skirt	CC-6	5.31								2000	Flood. Dichro Blue	173, 178, 179	117
		19467	150PAR/FL/G	12	PAR38	Med Skirt	CC-6	5.31								2000	Flood. Dichro Green	173, 178, 179	117
		19468	150PAR/FL/R	12	PAR38	Med Skirt	CC-6	5.31								2000	Flood. Dichro Red	173, 178, 179	117
	220	40033	150PAR/FL/27	12	PAR38	Skirted (E27)	CC-6	5.5	1350	2450			35	35	2650	2000	Clear Flood	173, 178, 179	116
	240	40035	150PAR/FL/27	12	PAR38	Skirted (E27)	CC-6	5.5	1350	2450			35	35	2650	2000	Clear Flood	173, 178, 179	116
		40034	150PAR/SP/27	12	PAR38	Skirted (E27)	CC-6	5.5								2000	Spotlight	173, 178, 179	116
250	120	23718	Q250PAR/FL30	12	PAR38	Med Skirt	CC-8	5.31	3600	9000					2880	4200	Floodlight	149	117
		23719	Q250PAR/SP10	12	PAR38	Med Skirt	CC-8	5.31	3600	40000					2880	4200	Spotlight	149	117

SECTION 3 General Directional Lighting



Watts	Volts	Order Code	Description	Case Qty.	Bulb Size	Base	Filament Type	MOL (in)	Initial Lumens	MBCP	10% Spread H	10% Spread V	50% Spread H	50% Spread V	Color Temp.	Life (hrs)	Application	Footnotes	Figure Number
PAR46																			
25	6	14562 25PAR46		12	PAR46	Screw Terminals	C-6	3.75	140	55000	5.5	4.5				1000	Pin Spot Filament Shield	20	44
30	6.4	24735 4535		12	PAR46	Screw Terminals	C-6	3.75	95000		5.5	4				100	Spotlamp		44
	12.8	24577 4435		12	PAR46	Screw Terminals	C-6	3.75	75000		5	5				100	Spotlamp		44
50	12.8	43591 H7635		12	PAR46	Screw Terminals	C-6	3.75	160000		6.5	4				100	Halogen Spotlamp	77	44
		18022 H7635X Bulk		24	PAR46	Screw Terminals	C-6	3.75	160000		6.5	4				100	Halogen Spotlamp	77	44
80	13	17894 H7680HIR		12	PAR46	Screw Terminals	C-8	3.75	275000		6.5	6.5				100	Infrared Spotlamp	71	44
		26694 H7680X HIR		12	PAR46	Screw Terminals	C-8	3.75	230000		6.5	6.5				300	Infrared-Spotlamp Long Life	71	44
100	13	40822 4537-2		12	PAR46	Screw Terminals	C-6	3.13	200000		11	6				25	Spotlamp		44
150	125	41968 150PAR46/3MFL		12	PAR46	Med Sid Pr	CC-13	4	1500	8000	39	25	26	13	2750	2000	Medium Flood	20, 23, 24	45
200	120	20138 200PAR46/ 3MFL12P		12	PAR46	Med Sid Pr	CC-13	4	2270	11500	40	24	27	13	2750	2000	Medium Flood	20, 23, 24	45
		20115 200PAR46/3NSP		12	PAR46	Med Sid Pr	CC-13	4	2270	31000	23	19	12	8	2750	2000	Narrow Spot	20, 23, 24	45
130		20140 200PAR46/3MFL		12	PAR46	Med Sid Pr	CC-13	4	2270	11500	40	24	27	13	2750	2000	Medium Flood	20, 23, 24	45
		20117 200PAR46/3NSP		12	PAR46	Med Sid Pr	CC-13	4	2270	31000	23	19	12	8	2750	2000	Narrow Spot	20, 23, 24	45
PAR56																			
120	12	19024 120 PAR56 MFL		12	PAR56	Screw Terminals	C-6	4.5	1050	19000	29	15	18	9	2750	2000	Medium Flood	20, 23, 24	46
		19023 120 PAR 56 VNSP		12	PAR56	Screw Terminals	C-6	4.5	1050	60000	15	10	8	6	2750	2000	Very Narrow Spot	20, 23, 24	46
		19025 120 PAR56 WFL		12	PAR56	Screw Terminals	C-6	4.5	1050	5625	50	25	35	18	2750	2000	Wide Flood	20, 23, 24	46
200	120	49889 200PAR56/MFL		12	PAR56	Mog End Pr	CC-13	5	2270	15000	34	22	22	13	2750	2000	Medium Flood	20, 23, 24	118
240	12	20576 240 PAR56 MFL		12	PAR56	Screw Terminals	C-6	4.5	46000		28	15	19	8	2800	2000	Medium Flood	20, 23, 24	46
		20575 240 PAR 56 VNSP		12	PAR56	Screw Terminals	C-6	4.5	140000		17	10	9	6	2800	2000	Very Narrow Spot	20, 23, 24	46
		20577 240 PAR56 WFL		12	PAR56	Screw Terminals	C-6	4.5	13000		50	27	35	18	2800	2000	Wide Flood	20, 23, 24	46
300	120	20836 300PAR56/MFL		12	PAR56	Mog End Pr	CC-13	5	3840	24000	34	19	23	11	2750	2000	Medium Flood	20, 23, 24	118
		20803 300PAR56/NSP		12	PAR56	Mog End Pr	CC-13	5	3840	68000	20	14	10	8	2750	2000	Narrow Spot	20, 23, 24	118
		20849 300PAR56/WFL		12	PAR56	Mog End Pr	CC-13	5	3840	11000	57	27	37	18	2750	2000	Wide Flood	20, 23, 24	118
130		20838 300PAR56/MFL		12	PAR56	Mog End Pr	CC-13	5	3840	24000	34	19	23	11	2750	2000	Medium Flood	20, 23, 24	118
		20851 300PAR56/WFL		12	PAR56	Mog End Pr	CC-13	5	3840	11000	57	27	37	18	2750	2000	Wide Flood	20, 23, 24	118
230		20852 300PAR56/MFL		12	PAR56	GX16DEXT	CC-13	5	3450							2000	Medium Flood	20, 23, 24	47
		20853 300PAR56/NSP		12	PAR56	GX16DEXT	CC-13	5	3450							2000	Narrow Spot	20, 23, 24	47
		20854 300PAR56/WFL		12	PAR56	GX16DEXT	CC-13	5	3450							2000	Wide Flood	20, 23, 24	47
240		18677 300PAR56/MFL		12	PAR56	GX16DEXT	CC-13	5	3450							2000	Medium Flood	20, 23, 24	47
		18676 300PAR56/NSP		12	PAR56	GX16DEXT	CC-13	5	3450							2000	Narrow Spot	20, 23, 24	47
		18678 300PAR56/WFL		12	PAR56	GX16DEXT	CC-13	5	3450							2000	Wide Flood	20, 23, 24	47
500	120	43495 Q500PAR56MFL		6	PAR56	Mog End Pr	CC-6	5	8000	43000	42	20	26	10	2950	4000	Medium Flood	150	118
		43494 Q500PAR56NSP		6	PAR56	Mog End Pr	CC-6	5	8000	96000	32	15	13	8	2950	4000	Narrow Spot	150	118
		43496 Q500PAR56WFL		6	PAR56	Mog End Pr	CC-6	5	8000	19000	66	34	44	20	2950	4000	Wide Flood	150	118

General Directional Lighting SECTION 3



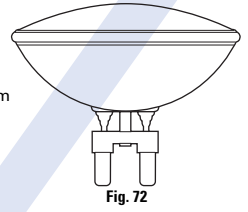
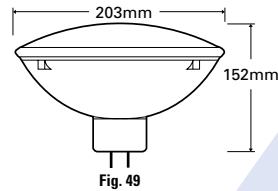
Watts	Volts	Order Code	Description	Case Qty.	Bulb Size	Base	Filament Type	MOL (in)	Initial Lumens	MBCP	10% Spread H	10% Spread V	50% Spread H	50% Spread V	Color Temp.	Life (hrs)	Application	Footnotes	Figure Number		
PAR64 – Incandescent and Halogen																					
500	120	39409	500PAR64/MFL	12	PAR64	ExMogEndPr	CC-13	6	6500	37000	35	19	23	11	2800	2000	Medium Flood	20, 23, 24	49		
		39406	500PAR64/NSP	12	PAR64	ExMogEndPr	CC-13	6	6500	110000	19	14	12	7	2800	2000	Narrow Spot	20, 23, 24	49		
		39412	500PAR64/WFL	12	PAR64	ExMogEndPr	CC-13	6	6500	13000	55	32	42	20	2800	2000	Wide Flood	20, 23, 24	49		
		230	39411	500PAR64/MFL	12	PAR64	MogEndPr	CC-13	6	5500			32	19	21	10	2700	2000	Medium Flood	20, 23, 24	119
			39414	500PAR64/WFL	12	PAR64	MogEndPr	CC-13	6	5500			55	32	42	20	2700	2000	Wide Flood	20, 23, 24	119
			30287	Q500PAR64/MFL	6	PAR64	ExMogEndPr				65000		32	19	21	10	3200	300	CP88-MFL	63	49
				30283	Q500PAR64/NSP	6	PAR64	ExMogEndPr			140000		19	16	11	9	3200	300	CP87-MSP	63	49
				30280	Q500PAR64/VNSP	6	PAR64	ExMogEndPr			240000		16	13	10	7	3200	300	CP86-VNSP	63	49
		240		30288	Q500PAR64/MFL	6	PAR64	ExMogEndPr			65000		32	19	21	10	3200	300	CP88-MFL	63	49
				30286	Q500PAR64/NSP	6	PAR64	ExMogEndPr			140000		19	16	11	9	3200	300	CP87-MSP	63	49
				30282	Q500PAR64/VNSP	6	PAR64	ExMogEndPr			240000		16	13	10	7	3200	300	CP86-VNSP	63	49
		1000	120	13233	FFN-Q1000PAR64/1	6	PAR64	ExMogEndPr	C-7A	6	400000		24	10	12	6	3200	800	Stage/Studio	63	49
13229	FFP-Q1000PAR64/2			6	PAR64	ExMogEndPr	C-7A	6	330000		26	14	14	7	3200	800	Stage/Studio	63	49		
13228	FFR-Q1000PAR64/5			6	PAR64	ExMogEndPr	C-7A	6	125000		44	21	28	12	3200	800	Stage/Studio	63	49		
13227	FFS-Q1000PAR64/6			6	PAR64	ExMogEndPr	C-7A	6	40000		71	45	48	24	3200	800	Stage/Studio	63	49		
13226	FGM-Q1000PAR64/3			6	PAR64	ExMogEndPr	C-7A	6	200000		24	12	13	6	5200	200	Stage/Studio	63	49		
13225	FGN-Q1000			6	PAR64	ExMogEndPr	C-7A	6	70000		43	20	27	11	5200	200	Stage/Studio	63	49		
PAR647D																					
				43498	Q1000PAR64MFL	6	PAR64	ExMogEndPr	CC-6	6	19400	80000	45	22	28	12	3000	4000	Medium Flood	150	49
				43497	Q1000PAR64NSP	6	PAR64	ExMogEndPr	CC-6	6	19400	200000	31	14	15	8	3000	4000	Narrow Spot	150	49
				43499	Q1000PAR64/WFL	6	PAR64	ExMogEndPr	CC-6	6	19400	33000	72	45	48	24	3000	4000	Wide Flood	150	49
230				30277	CP95	6	PAR64	ExMogEndPr			15000		125	95	70	70	3200	300	Stage/Studio	63	49
				93409	EXC-Q1MPAR64 CP60 SUPER	6	PAR64	ExMogEndPr	C-7A	6	352000		20	17	12	9	3200	300	Stage/Studio	63	49
		10928	EXD-Q1MPAR64 CP61 SUPER	6	PAR64	ExMogEndPr	C-7A	6	297000		22	20	14	10	3200	300	Stage/Studio	63	49		
		10930	EXE-Q1MPAR64 CP62 SUPER	6	PAR64	ExMogEndPr	C-7A	6	138000		38	20	24	11	3200	300	Stage/Studio	63	49		
		35482	EXG/PAR64/ WFL230V	6	PAR64	ExMogEndPr	C-7A	6	38000		73	36	57	21	3200	300	Wide Flood	63	49		
	240		30278	CP95	6	PAR64	ExMogEndPr			15000		125	95	70	70	3200	300	Stage/Studio	63	49	
			10925	EXC-Q1MPAR64 CP60 SUPER	6	PAR64	ExMogEndPr	C-7A	6	352000		20	17	12	9	3200	300	Stage/Studio	63	49	
			10929	EXD-Q1MPAR64 CP61 SUPER	6	PAR64	ExMogEndPr	C-7A	6	297000		22	20	14	10	3200	300	Stage/Studio	63	49	
			10931	EXE-Q1MPAR64 CP62 SUPER	6	PAR64	ExMogEndPr	C-7A	6	138000		38	20	24	11	3200	300	Stage/Studio	63	49	
			35483	EXG/PAR64/ WFL240V	6	PAR64	ExMogEndPr	C-7A	6	38000		73	36	57	21	3200	300	Wide Flood	63	49	
		1200	120	34812	GFA-Q1200 PAR64/5	6	PAR64	ExMogEndPr	C-7A	6	160000		22	36	13	24	3200	400	Stage/Studio	63	49
	34810			GFB-Q1200 PAR64/2	6	PAR64	ExMogEndPr	C-7A	6	450000		16	18	8	10	3200	400	Stage/Studio	63	49	
34808	GFC-Q1200 PAR64/1			6	PAR64	ExMogEndPr	C-7A	6	540000		14	16	8	10	3200	400	Stage/Studio	63	49		

General Directional Lighting

PAR64 - Discharge

FEATURES

- ConstantColor® CMH® Metal Halide (Warm), Multi-Vapor (SPL) and Compact Iodide Daylight color temperatures
- Excellent color rendition with CRI 80-90+
- CMH/CID operates on standard metal halide ballasts with 10-20% more output
- Over 1 million candela maximum beams available



Watts Volts or ANSI Ballast	Order Code	Description	Case Qty.	Bulb Size	Base	Filament Type	MOL (in)	Initial Lumens	MBCP	10% Spread H	10% Spread V	50% Spread H	50% Spread V	Color Temp.	CRI Index	Life (hrs)	Application	Footnotes	Figure Number
PAR64 – Discharge																			
150 M81, 102	16959	CMH150/PAR64/830/GX16d/MFL	6	PAR64	GX16d			47000		34	26	22	14	3000	80+	8000	Medium Flood	14, 18, 63	49
	16958	CMH150/PAR64/830/GX16d/SP	6	PAR64	GX16d			154000		18	18	9	9	3000	80+	8000	Narrow Spot	14, 18, 63	49
	16960	CMH150/PAR64/830/GX16d/WFL	6	PAR64	GX16d			16000		62	36	46	23	3000	80+	8000	Wide Flood	14, 18, 63	49
	16962	CMH150/PAR64/842/GX16d/MFL	6	PAR64	GX16d			47000		34	26	22	14	4200	90+	8000	Medium Flood	14, 18, 63	49
	16961	CMH150/PAR64/842/GX16d/SP	6	PAR64	GX16d			154000		18	18	9	9	4200	90+	8000	Narrow Spot	14, 18, 63	49
	16963	CMH150/PAR64/842/GX16d/WFL	6	PAR64	GX16d			16000		62	36	46	23	4200	90+	8000	Wide Flood	14, 18, 63	49
1000	77	30360 99-1225CID		PAR64	G38		6.87	850000				20	20	5500	85	1500		14, 23, 63	72
		30371 99-1425CID/HR		PAR64	G38		6.87	850000				20	20	5500	85	1000	Hot Restrike	14, 23, 63	72
		29333 SPL1000/PAR64/840	1	PAR64	G38		6.87	1350000		6	6	4000	80	3500	80	3500	Narrow Spot	14, 19, 63	72
		29336 SPL1000/PAR64/HR	1	PAR64	G38		6.87	1350000		6	6	4000	80	3500	80	3500	Narrow Spot, Hot restrike	14, 19, 63	72
1200	100	30372 99-1435CID/HR		PAR64	G38		6.87	820000		18	18	5500	85	1000	85	1000	Hot Restrike	14, 24, 63	72




Fig. 120




Fig. 121

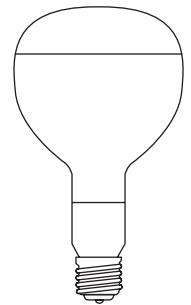


Fig. 122

Watts	Volts	Order Code	Description	Case Qty.	Bulb Size	Base	Filament Type	MOL (in)	Initial Lumens	MBCP	Life (hrs)	Application	Footnotes	Figure Number
R40														
300	120	21213	300R/FL	24	R40	Med	CC-2V	6.56	3700	2500	2000	Reflector Flood-I.F. Burn H only	26, 30	120
300	130	21215	300R/FL	24	R40	Med	CC-2V	6.56	3465	2500	2000	Reflector Flood-I.F. Burn H only	26, 30	120
266	120								2670		5400			
300	120	21229	300R/FL/1	24	R40	Med	CC-2V	6.75	3700	1900	2000	Reflector Flood-I.F., HRG	20, 26, 60	120
		21254	300R/3FL	24	R40	Mog	CC-2V	7.25	3750		2000	Reflector Flood-I.F.	20, 26, 30, 33, 60	121
	130	21256	300R/3FL	24	R40	Mog	CC-2V	7.25	3750		2000	Reflector Flood-I.F.	20, 26, 30, 33, 60	121
	250	21263	300R/3FL	24	R40	Mog	C-7A	7.25	3300		2000	Reflector Flood-I.F.	20, 26, 30, 33, 60	121
500	120	21734	500R/3FL	24	R40	Mog	CC-2V	7.25	6500		2000	Reflector Flood-I.F. BB, HRG	20, 26, 30, 33, 60	121
	130	21736	500R/3FL	24	R40	Mog	CC-2V	7.25	6500		2000	Reflector Flood-I.F. BB, HRG	20, 26, 30, 33, 60	121
R52														
500	130	21761	500R52	12	R52	Mog	C-7A	11.75	7600		2000	Reflector High Bay- Light I.F.	26, 30, 35, 60	122

QUALITY
EFFICIENT
SPECIFIC
FLUORESCENT
SPECIALTY



GE
AQUA RAY S™ Aquarium Lighting
Fresh & Saltwater



Cold Temperature

FEATURES

- Available in T8, T10, and T12 versions
- Available in improved color vs standard WW and CW with SP and superior SPX versions
- Warm SP30/SPX30 to cooler SP35/SPX35 outdoor lighting (AT)
- Available in Starcoat®/Polylux technology, for improved output, lumen maintenance and superior color rendering (CRI)
- For severe or continued low temperatures (down to -20°F or -29°C) and/or high wind velocities use T10 or T10J (Jacketed) lamps for better light output than T12 or T12J
- See Section 1 for Cinema Fluorescent, Section 6 for CovRguard®, and Section 7 for Germicidal

APPLICATIONS

- Freezers
- Coolers
- Outdoor Lighting (AT)



Fig. 123



Fig. 124



Fig. 125

Bulb	Watts	MOL (in)	Order Code	Description	Case Qty.	Base	Lumens Initial	Lumens Mean	Color Temp.	CRI Index	Life (hrs)	CRI Flag	Additional Information	Footnotes	Figure Number
Cold Temperature – T8 PolyLux															
T8	58	60	35444	F58W/T8/835PLYLX	25	Medium Bipin (G13)	5400	3500	85	15000	Starcoat®			171	123
			35445	F58W/T8/840PLYLX	25	Medium Bipin (G13)	5400	4000	85	15000	Starcoat®			171	123
	70	72	35579	F70W/T8/835PLYLX	25	Medium Bipin (G13)	6550	3500	85	15000	Starcoat®			171	123
			35580	F70W/T8/840PLYLX	25	Medium Bipin (G13)	6550	4000	85	15000	Starcoat®			171	123
Cold Temperature – Instant Start															
T12	75	96	47350	F96T12/CW-CT	15	Single Pin (Fa8)	5960	5490	4100	60	12000	Plastic jacket		45, 47, 53, 171	124
Cold Temperature – Freezer															
T8	58	60	16148	F58T8/835/ARCTIC	24	Medium Bipin (G13)	5800	3500	85	18000	Plastic jacket			171	123
			23752	F58T8/841/ARCTIC	24	Medium Bipin (G13)	5800	4100	85	18000	Plastic jacket			171	123
	70	72	16149	F70T8/835/ARCTIC	18	Medium Bipin (G13)	6300	3500	85	18000	Plastic jacket			171	123
			23754	F70T8/841/ARCTIC	18	Medium Bipin (G13)	6300	4100	85	18000	Plastic jacket			171	123
Cold Temperature – High Output (800mA) Recessed Double Contact – Plastic Jacketed															
T12	35	24	48097	F24T12/CW/HO-CT	12	R17d	1570	1300	4100	60	9000	Cold Temperatures		45, 47, 53, 171	125
	60	48	45976	F48T12/CW/HO-AT	12	R17d	3710	3220	4100	60	12000	All Temperatures. Jacket vent holes		40, 45, 47, 171	125
			48530	F48T12/SP35/HO-AT	12	R17d	4120	3710	3500	73	12000	All Temperatures. Jacket vent holes		40, 45, 47, 171	125
			47352	F48T12/SPX30/HO-CT	24	R17d	4210	3800	3000	82	12000	Cold Temperatures		45, 47, 53, 171	125
	75	60	47353	F60T12/CW/HO-CT	12	R17d	4990	4340	4100	60	12000	Cold Temperatures		45, 47, 53, 171	125
	85	72	46199	F72T12/CW/HO-AT	8	R17d	6150	5350	4100	60	12000	All Temperatures. Jacket vent holes		40, 45, 47, 171	125
			47346	F72T12/SP35/HO-CT	8	R17d	6450	5810	3500	73	12000	Cold Temperatures		45, 47, 53, 171	125
			46201	F72T12/SP41/HO-CT	8	R17d	6450	5810	4100	72	12000	Cold Temperatures		45, 47, 53, 171	125
			48095	F72T12/SPX35/HO-CT	8	R17d	6590	5930	3500	82	12000	Cold Temperatures		45, 47, 53, 171	125

Specialty Fluorescent SECTION 4



Fig. 125



Fig. 126

Bulb Watts	MOL (in)	Order Code	Description	Case Qty.	Base	Lumens Initial	Lumens Mean	Color Temp.	CRI Index	Life (hrs)	CRI Flag	Additional Information	Footnotes	Figure Number
Cold Temperature – High Output (800mA) Recessed Double Contact – Plastic Jacketed (Continued)														
T12 110 96		45912	F96T12/CW/HO-AT	8	R17d	8630	7500	4100	60	12000		All Temperatures. Jacket vent holes	40, 45, 47, 171	125
		11918	F96T12/CW/HO/CT	15	R17d	8900	7740	4100	60	12000		Cold Temperatures	45, 47, 53, 171	125
		11919	F96T12/D/HO/CT	15	R17d	7600	6610	6500	75	12000	☞	Cold Temperatures	45, 47, 53, 171	125
		45979	F96T12/SP35/HO-CT	8	R17d	8920	8030	3500	73	12000	☞	Cold Temperatures	45, 47, 53, 171	125
		48096	F96T12/SPX35/HO-CT	8	R17d	9060	8160	3500	82	12000	☞	Cold Temperatures	45, 47, 53, 171	125
Cold Temperature – Very High Output (1500mA) Recessed Double Contact														
T10 110 48		10742	F48T10/CW	24	R17d	6200		4100	60	9000		No Jacket. Best @ 10-40 deg F	39, 171	126
		46196	F48T10/CW/VHO-CT	12	R17d	6010		4100	60	9000		Plastic Jacket. Best @ sub zero	39, 49, 53, 171	126
		10743	F48T10/J/CW	12	R17d	6000		4100	60	9000		Glass Jacket. Best @ sub-zero	39, 171	126
135 60		39157	F60T10/CW	24	R17d	7000		4100	60	6000		No Jacket. Best @ 10-40 deg F	39, 171	126
		13002	F60T10/CW 6PK	6	R17d	7000		4100	60	6000		No Jacket. Best @ 10-40 deg F	39, 171	126
		46197	F60T10/CW/VHO-CT	12	R17d	6790		4100	60	6000		Plastic Jacket. Best @ sub zero	39, 49, 53, 171	126
		40441	F60T10/J/CW	12	R17d	8000		4100	60	6000		Glass Jacket. Best @ sub-zero	39, 171	126
		17135	F60T10/SP30	24	R17d	8500		3000	70	6000	☞	No Jacket. Best @ 10-40 deg F	39, 171	126
160 72		13776	F72T10/CW 15PK	15	R17d	9700		4100	60	9000		No Jacket. Best @ 10-40 deg F	39, 171	126
		46198	F72T10/CW/VHO-CT	8	R17d	9400		4100	60	9000		Plastic Jacket. Best @ sub zero	39, 49, 53, 171	126
		10858	F72T10/J/CW	8	R17d	9600		4100	60	9000		Glass Jacket. Best @ sub-zero	39, 171	126
T12 110 48		34206	F48T12/CW/1500/0	24	R17d	7000		4100	60	10000		No Jacket. Best at 15-45 deg F	39, 171	125
		46195	F48T12/CW/VHO-CT	12	R17d	6790		4100	60	10000		Plastic Jacket. Best @ sub zero	39, 49, 53, 171	125
		41606	F48T12/J/CW1500/0	12	R17d	6800		4100	60	10000		Glass Jacket. Best @ -20 to 20 deg F	39, 171	125
170 72		13762	F72T12/CW/1500/0	15	R17d	10800		4100	60	10000		No Jacket. Best at 15-45 deg F	39, 171	125
		46200	F72T12/CW/VHO-CT	8	R17d	10470		4100	60	10000		Plastic Jacket. Best @ sub zero	39, 49, 53, 171	125
		41612	F72T12/J/CW1500/0	8	R17d	10500		4100	60	10000		Glass Jacket. Best @ -20 to 20 deg F	39, 171	125
220 96		13788	F96T12/CW/1500/0	15	R17d	14400		4100	60	10000		No Jacket. Best at 15-45 deg F	39, 171	125
		46202	F96T12/CW/VHO-CT	8	R17d	13960		4100	60	10000		Plastic Jacket. Best @ sub zero	39, 49, 53, 171	125
		41613	F96T12/J/CW1500/0	8	R17d	14000		4100	60	10000		Glass Jacket. Best @ -20 to 20 deg F	39, 171	125

Specialty Fluorescent

Appliance

FEATURES

- Designed for intermittent burning service in appliances, ovens and dryers
- Rated at 3 hours per start; life and watts depend on the ballast

APPLICATIONS

- Ovens
- Washer/Dryers
- Exhaust Fans



Fig. 123



Fig. 127

Bulb	Watts	MOL (in)	Order Code	Description	Case Qty.	Base	Lumens Initial	Lumens Mean	Color Temp.	CRI Index	Life (hrs)	CRI Flag	Additional Information	Footnotes	Figure Number
Appliance															
T8	19	26	10702	F26" T8/CW/4"	24	Medium BiPin (G13)	1275	1085	4100	60	7500	Cool White		171	123
			38199	F26" T8/CW/4 6PK	24	Medium BiPin (G13)	1275	1085	4100	60	7500	Cool White		171	123
	28	30	17704	F28" T8/CW/4 6PK	24	Medium BiPin (G13)	1350	1145	4100	60	7500	Cool White		171	123
			10349	F30" T8/CW/4"	24	Medium BiPin (G13)	1375	1170	4100	60	7500	Cool White		171	123
T12	21	30	10355	F30" T12/CW	24	Medium BiPin (G13)	1350	1220	4100	60	7500	Cool White		171	127
			25	28	10282	F25T12CW/28 6PK	24	Medium BiPin (G13)	1550	1390	4100	60	7500	Cool White	
	10286	F25T12/D/28	24		Medium BiPin (G13)	1450	1310	6500	75	7500	Daylight		171	127	
	33	30	38201	F25T12/CW/33 6PK	24	Medium BiPin (G13)	1860	1675	4100	60	7500	Cool White		171	127
			10299	F25T12/D/33	24	Medium BiPin (G13)	1600	1440	6500	75	7500	Daylight		171	127
			10293	F25T12/WW/33	24	Medium BiPin (G13)	1910	1720	3000	52	7500	Warm White		171	127



Blacklight/Blacklight Blue

FEATURES

- Blacklight (BL) lamps are commonly used in "bug zappers"
- Blacklight Blue (BLB) lamps are often used decoratively in entertainment lighting and theatrical applications
- These lamps are made with a special dark blue glass that filters most visible light

APPLICATIONS

- Detection (Food, Minerals)
- Inspection (Flaws, Leaks)
- Identification (Marker Powder/Ink)
- Reprographics
- Insect Traps
- Display and Entertainment

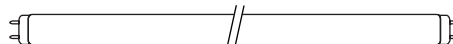


Fig. 123



Fig. 127


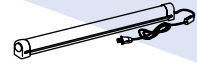
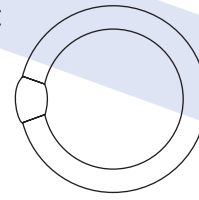
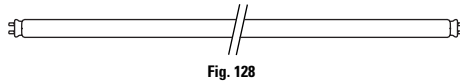
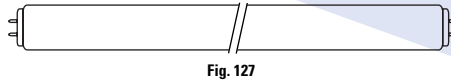
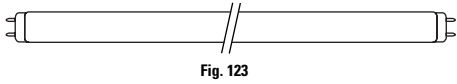


Fig. 291

Bulb	Watts	MOL (in)	Order Code	Description	Case Qty.	Base	Lumens Initial	Lumens Mean	Color Temp.	CRI Index	Life (hrs)	CRI Flag	Additional Information	Footnotes	Figure Number	
Blacklight (350nm)																
T8	15	18	35884	F15T8/BL 6PK	24	Medium BiPin (G13)					7500			42, 175	123	
			16941	F15WBL 350	25	Medium BiPin (G13)						7500			42, 175	123
			35884	F15WBL 365	6	Medium BiPin (G13)						7500			42, 175	123
T12	20	24	10244	F20T12/BL 6PK	24	Medium BiPin (G13)					9000			42, 175	127	
			40	22.5	40537	F40BL/U/3	12	Medium BiPin (G13)					14000			42, 175
	48	10526	F40BL 6PK	24	Medium BiPin (G13)						20000			42, 175	127	

Specialty Fluorescent SECTION 4



Bulb	Watts	MOL (in)	Order Code	Description	Case Qty.	Base	Lumens Initial	Lumens Mean	Color Temp.	CRI Index	Life (hrs)	CRI Flag	Additional Information	Footnotes	Figure Number
Blacklight Blue (Integral Dark Blue Filter)															
T5	4	6	10019 F4T5/BLB	24 Miniature BiPin (G5)							5000		Integral Dark Blue Filter	171	128
			39882 F4W/BLB	25 Miniature BiPin (G5)								5000		Integral Dark Blue Filter	171
	6	9	39883 F6W/BLB	25 Miniature BiPin (G5)							5000		Integral Dark Blue Filter	171	128
			10077 F8T5/BLB	24 Miniature BiPin (G5)								5000		Integral Dark Blue Filter	171
	8	12	39884 F8W/BLB	25 Miniature BiPin (G5)							5000		Integral Dark Blue Filter	171	128
			10172 F15T8/BLB	24 Medium BiPin (G13)								7500		Integral Dark Blue Filter	171
T8	15	18	35885 F15T8/BLB 6PK	24 Medium BiPin (G13)							7500		Integral Dark Blue Filter	171	123
			10531 F40BLB 6PK	24 Medium BiPin (G13)								20000		Integral Dark Blue Filter	171
	40	48	25618 F40W/BLB	6 Medium BiPin (G13)							20000		Integral Dark Blue Filter	171	127
			47912 FBS25/BLB/PP	6 Std Wall Plug								7500		Integral Dark Blue Filter. Bright Stik®	171
T9	22	8.25	25665 FC8T9/BLB	6 4 Pin (G10q)							12000		Integral Dark Blue Filter. Circline®	171	127
			34747 F20T12/BLB 6PK	24 Medium BiPin (G13)								9000		Integral Dark Blue Filter	171
T12	20	24	34747 F20W/BLB	6 Medium BiPin (G13)							9000		Integral Dark Blue Filter	171	127
			10531 F40BLB 6PK	24 Medium BiPin (G13)								20000		Integral Dark Blue Filter	171
	33	25	25618 F40W/BLB	6 Medium BiPin (G13)							20000		Integral Dark Blue Filter	171	127
			47912 FBS25/BLB/PP	6 Std Wall Plug								7500		Integral Dark Blue Filter. Bright Stik®	171

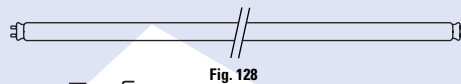
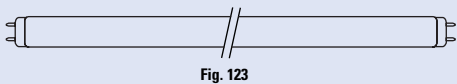
Colored Lamps

FEATURES

- Available in a variety of colors
- Most with covRguard® (CVG) protection
- Sleeve color matched to Rosco filters (i.e. Rosco Blue 65) except those using phosphor as noted

APPLICATIONS

- Decorative
- Architectural Lighting



Bulb	Watts	MOL (in)	Order Code	Description	Case Qty.	Base	Lumens Initial	Lumens Mean	Color Temp.	CRI Index	Life (hrs)	CRI Flag	Additional Information	Footnotes	Figure Number		
Colored Lamps																	
T5	8	12	46720 F8T5/AMBER2/CVG	24 Miniature BiPin (G5)							5000		Amber. Preheat	173	128		
			46714 F8T5/BLUE65/CVG	24 Miniature BiPin (G5)								5000		Blue. Preheat.	173	128	
			46728 F8T5/GREEN89/CVG	24 Miniature BiPin (G5)									5000		Green. Preheat	173	128
			46717 F8T5/PINK34/CVG	24 Miniature BiPin (G5)									5000		Pink. Preheat.	173	128
			46723 F8T5/YELLOW14/CVG	24 Miniature BiPin (G5)									5000		Yellow. Preheat	173	128
T8	15	18	46721 F15T8/AMBER2/CVG	24 Medium BiPin (G13)							7500		Amber. Preheat	173	123		
			46715 F15T8/BLUE65/CVG	24 Medium BiPin (G13)								7500		Blue. Preheat.	173	123	
			46729 F15T8/GREEN89/CVG	24 Medium BiPin (G13)									7500		Green. Preheat	173	123
			46718 F15T8/PINK34/CVG	24 Medium BiPin (G13)									7500		Pink. Preheat.	173	123
			46725 F15T8/YELLOW14/CVG	24 Medium BiPin (G13)									7500		Yellow. Preheat	173	123
17	24		48171 F17T8/A/20/CVG	24 Medium BiPin (G13)							20000		Amber	173	123		
			48173 F17T8/B/80/CVG	24 Medium BiPin (G13)								20000		Blue	173	123	
			48174 F17T8/G/90/CVG	24 Medium BiPin (G13)									20000		Green	173	123
			48172 F17T8/R/26/CVG	24 Medium BiPin (G13)									20000		Red	173	123

Specialty Fluorescent



Fig. 123



Fig. 127

Bulb	Watts	MOL (in)	Order Code	Description	Case Qty.	Base	Lumens Initial	Lumens Mean	Color Temp.	CRI Index	Life (hrs)	CRI Flag	Additional Information	Footnotes	Figure Number			
Colored Lamps (Continued)																		
T8	25	36	48175	F25T8/A/20/CVG	24	Medium BiPin (G13)					20000	Amber		173	123			
			48177	F25T8/B/80/CVG	24	Medium BiPin (G13)						20000	Blue		173	123		
			48178	F25T8/G/90/CVG	24	Medium BiPin (G13)						20000	Green		173	123		
			48176	F25T8/R/26/CVG	24	Medium BiPin (G13)						20000	Red		173	123		
32	48	48	48103	F32T8/B/65/CVG	36	Medium BiPin (G13)					20000	Blue		173	123			
			15992	F32T8/B/65ECO/CVG	36	Medium BiPin (G13)						20000	Blue. Ecolux®		173	123		
			16808	F32T8/B/80/CVG	36	Medium BiPin (G13)						20000	Blue. Ecolux®		173	123		
			48104	F32T8/G/89/CVG	36	Medium BiPin (G13)						20000	Green		173	123		
			15993	F32T8/G/89ECO/CVG	36	Medium BiPin (G13)						20000	Green. Ecolux®		173	123		
			48102	F32T8/R/24/CVG	36	Medium BiPin (G13)						20000	Red		173	123		
			15994	F32T8/R/24ECO/CVG	36	Medium BiPin (G13)						20000	Red. Ecolux®		173	123		
			T12	15	18	46722	F15T12/AMBER2/CVG	24	Medium BiPin (G13)					9000	Amber. Preheat		173	127
						46716	F15T12/BLUE65/CVG	24	Medium BiPin (G13)						9000	Blue. Preheat.		173
46719	F15T12/PINK34/CVG	24				Medium BiPin (G13)						9000	Pink. Preheat.		173	127		
46726	F15T12/YELLOW14/CVG	24				Medium BiPin (G13)						9000	Yellow. Preheat		173	127		
20	24	24	10231	F20T12/B 6PK	24	Medium BiPin (G13)	450	330			9000	Phosphor Blue. Preheat.		171	127			
			48260	F20T12/B/65/CVG	24	Medium BiPin (G13)						9000	Blue. Preheat.		173	127		
			10233	F20T12/G 6PK	24	Medium BiPin (G13)	1575	975				9000	Phosphor Green. Preheat		171	127		
			48261	F20T12/G/89/CVG	24	Medium BiPin (G13)						9000	Green. Preheat		173	127		
			48259	F20T12/R/24/CVG	24	Medium BiPin (G13)						9000	Red. Preheat		173	127		
40	48	48	10514	F40/B 6 PK	24	Medium BiPin (G13)	1200	720			20000	Phosphor Blue		171	127			
			16817	F40B/CVG	30	Medium BiPin (G13)						20000	Phosphor Blue		173	127		
			10517	F40/G 6 PK	24	Medium BiPin (G13)	4000	2000				20000	Phosphor Green		171	127		
			48100	F40T12/B/65/CVG	30	Medium BiPin (G13)						20000	Blue		173	127		
			48101	F40T12/G/89/CVG	30	Medium BiPin (G13)						20000	Green		173	127		
			48099	F40T12/R/24/CVG	30	Medium BiPin (G13)						20000	Red		173	127		

Gold

FEATURES

- Effectively blocks all UV emissions below 520nm
- Available in both phosphor and covRguard® (CVG) versions
- Gold sleeved, blocks UV and deep blue emissions

APPLICATIONS

- Photo-sensitive Area
- Darkrooms
- Semi-conductor Assembly Processes



Fig. 123



Fig. 128



Fig. 158

Bulb	Watts	MOL (in)	Order Code	Description	Case Qty.	Base	Lumens Initial	Lumens Mean	Color Temp.	CRI Index	Life (hrs)	CRI Flag	Additional Information	Footnotes	Figure Number	
Gold																
T5	28	45.2	25768	F28T5/GO/CVG	40	Miniature BiPin (G5)	1986				20000	covRguard®		173	128	
T8	17	24	25779	F17T8/GO/CVG	24	Medium BiPin (G13)	970				20000	covRguard®		173	123	
			25783	F25T8/GO/CVG	24	Medium BiPin (G13)	1590					20000	covRguard®		173	123
			25784	F32T8/GO/CVG	36	Medium BiPin (G13)	2280					20000	covRguard®		173	123
			25810	F96T8/GO/CVG	24	Single Pin (Fa8)	4492					15000	covRguard®		173	158

Specialty Fluorescent SECTION 4



Fig. 124



Fig. 125



Fig. 127

Bulb Watts	MOL (in)	Order Code	Description	Case Qty.	Base	Lumens Initial	Lumens Mean	Color Temp.	CRI Index	Life (hrs)	CRI Flag	Additional Information	Footnotes	Figure Number
Gold (Continued)														
T12 40	48	25850	F40/G0/CVG	30	Medium BiPin (G13)	2510				20000		covRguard®	173	127
55	72	25852	F72T12/G0/CVG	15	Single Pin (Fa8)	4150				12000		covRguard®	173	124
75	96	25853	F96T12/G0/CVG	15	Single Pin (Fa8)	5640				12000		covRguard®	173	124
110	96	25854	F96T12/G0/H0/CVG	15	R17d	8010				12000		covRguard®	173	125

Plant and Aquarium/Terrarium

FEATURES

- In Linear T8, T12, and Biax® Compact Fluorescent
- Add brilliance and color to plants, aquariums and terrariums
- Designed for fresh water, salt water (seawater), either water, terrarium, or plant areas (wide spectrum)
- Each "system" has a different spectral distribution for plant/coral growth and appearance. See color temperature and CRI data.
- Also see Specialty Incandescent "Pet Lamps" Section 5

APPLICATIONS

- Aquarium (Home and Professional)
- Terrariums
- Pet Fish Tanks
- Plant Grow Lamps



Fig. 123

Bulb Watts	MOL (in)	Order Code	Description	Case Qty.	Base	Lumens Initial	Lumens Mean	Color Temp.	CRI Index	Life (hrs)	CRI Flag	Additional Information	Footnotes	Figure Number			
Plant and Aquarium/Terrarium – Linear Fluorescent																	
T8	14	15	41373	F14T8/AR/FR GPK	24	Medium BiPin (G13)	360	4000	92	7500		Freshwater	174	123			
			40903	F14T8/AR/FS GPK	24	Medium BiPin (G13)	550	9325	64	7500			Fresh or Saltwater	174	123		
			41375	F14T8/AR/SA GPK	24	Medium BiPin (G13)	190	10000	62	7500			Saltwater	174	123		
			16964	F14T8 F&SA	10	Medium BiPin (G13)	550	9325	67	7500			Fresh & Salt Aqua	174	123		
			16974	F14T8 FA	10	Medium BiPin (G13)	360	4400	77	7500			Fresh Aqua	174	123		
			41377	F14T8/SR GPK	24	Medium BiPin (G13)	565	5000	90	7500			Terrarium	174	123		
			16986	F14T8 SW	10	Medium BiPin (G13)	190	10000	54	7500			Salt Water Blue	174	123		
			15	18	22907	F15T8/AR/FR GPK	24	Medium BiPin (G13)	425	4000	92	7500			Freshwater	174	123
					22910	F15T8/AR/FS GPK	24	Medium BiPin (G13)	675	9325	64	7500			Fresh or Saltwater	174	123
					22920	F15T8/AR/SA GPK	24	Medium BiPin (G13)	210	1000	62	7500			Saltwater	174	123
16965	F15T8 F&SA	10			Medium BiPin (G13)	700	10000	60	9000			Fresh & Salt Aqua	174	123			
16977	F15T8 FA	10			Medium BiPin (G13)	400	5000	70	9000			Fresh Aqua	174	123			
49892	F15T8/PL/AQ GPK	24			Medium BiPin (G13)	510	3100	90	7500			Plant. Wide Spectrum	174	123			
17002	F15T8 REP	10			Medium BiPin (G13)	400	6400	82	7500			Reptile	174	123			
22904	F15T8/SR GPK	24			Medium BiPin (G13)	620	5000	90	7500			Terrarium	174	123			
16987	F15T8 SW	10			Medium BiPin (G13)	210	-	-	9000			Salt Water Blue	174	123			
18	24	16966			F18T8 F&SA	10	Medium BiPin (G13)	950	10000	60	15000			Fresh & Salt Aqua	174	123	
		16979	F18T8 FA	10	Medium BiPin (G13)	600	5000	70	9000			Fresh Aqua	174	123			
		17003	F18T8 REP	10	Medium BiPin (G13)	550	6400	82	7500			Reptile	174	123			
		16988	F18T8 SW	10	Medium BiPin (G13)	270	-	-	9000			Salt Water Blue	174	123			
25	30	16968	F25T8 F&SA	10	Medium BiPin (G13)	1350	10000	60	15000			Fresh & Salt Aqua	174	123			
		16980	F25T8 FA	10	Medium BiPin (G13)	805	5000	70	9000			Fresh Aqua	174	123			
		16991	F25T8 SW	10	Medium BiPin (G13)	430	-	-	9000			Salt Water Blue	174	123			
30	36	41374	F30T8/AR/FR GPK	24	Medium BiPin (G13)	630	4000	92	9000			Freshwater	174	123			
		40904	F30T8/AR/FS GPK	24	Medium BiPin (G13)	1400	9235	64	9000			Fresh or Saltwater	174	123			
		41376	F30T8/AR/SA GPK	24	Medium BiPin (G13)	315	10000	62	9000			Saltwater	174	123			
		16969	F30T8 F&SA	10	Medium BiPin (G13)	1700	10000	60	15000			Fresh & Salt Aqua	174	123			
		16981	F30T8 FA	10	Medium BiPin (G13)	1035	5000	70	9000			Fresh Aqua	174	123			



SECTION 4 Specialty Fluorescent

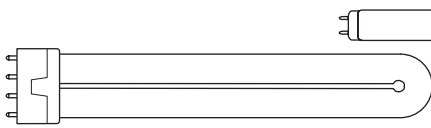


Fig. 74



Fig. 123



Fig. 127

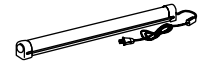


Fig. 130

Bulb Watts	MOL (in)	Order Code	Description	Case Qty.	Base	Lumens Initial	Lumens Mean	Color Temp.	CRI Index	Life (hrs)	CRI Flag	Additional Information	Footnotes	Figure Number			
Plant and Aquarium/Terrarium – Linear Fluorescent (Continued)																	
T8	30	36	17004 F30T8 REP	10	Medium BiPin (G13)	1100	6400	82	7500	Reptile			174	123			
			16992 F30T8 SW	10	Medium BiPin (G13)	540	-	-	9000	Salt Water Blue				174	123		
32	48	92882 F32T8/AR/FS	25	Medium BiPin (G13)			9235	64	20000	Fresh or Saltwater			174	123			
36	48	16970 F36T8 F&SA	10	Medium BiPin (G13)	2350	10000	60	15000	Fresh & Salt Aqua				174	123			
		16982 F36T8 FA	10	Medium BiPin (G13)	1425	5000	70	9000	Fresh Aqua				174	123			
		17006 F36T8 REP	10	Medium BiPin (G13)	1250	6400	82	7500	Reptile				174	123			
		16995 F36T8 SW	10	Medium BiPin (G13)	700	-	-	9000	Salt Water Blue				174	123			
		16971 F38T8 F&SA	10	Medium BiPin (G13)	2200	10000	60	15000	Fresh & Salt Aqua				174	123			
		16984 F38T8 FA	10	Medium BiPin (G13)	1320	5000	70	9000	Fresh Aqua				174	123			
38	42	16972 F38T8 F&SA	10	Medium BiPin (G13)	650	-	-	9000	Salt Water Blue				174	123			
		16999 F38T8 SW	10	Medium BiPin (G13)	3760	10000	60	15000	Fresh & Salt Aqua				174	123			
58	60	16985 F58T8 FA	10	Medium BiPin (G13)	2225	5000	70	9000	Fresh Aqua				174	123			
		17000 F58T8 SW	10	Medium BiPin (G13)	1100	-	-	9000	Salt Water Blue				174	123			
		Plant and Aquarium/Terrarium – Biax® Compact Fluorescent															
T12	20	24	22908 F20T12/AR/FR 6PK	24	Medium BiPin (G13)	600	4000	92	9000	Freshwater			174	127			
			22911 F20T12/AR/FS 6PK	24	Medium BiPin (G13)	950	9325	64	9000	Fresh or Saltwater				174	127		
			22922 F20T12/AR/SA 6PK	24	Medium BiPin (G13)	270	1000	62	9000	Saltwater				174	127		
			49891 F20T12/PL/AQ 6PK	24	Medium BiPin (G13)	750	3100	90	9000	Plant. Wide Spectrum				174	127		
			22905 F20T12/SR 6PK	24	Medium BiPin (G13)	875	5000	90	9000	Terrarium				174	127		
			30	36	41378 F30T12/SR 6PK	24	Medium BiPin (G13)	1100	5000	90	18000	Terrarium			174	127	
			40	48	49893 F40PL/AQ 6PK	24	Medium BiPin (G13)	1900	3100	90	20000	Plant. Wide Spectrum				174	127
					22909 F40T12/AR/FR 6PK	24	Medium BiPin (G13)	1425	4000	92	9000	Freshwater				174	127
					22914 F40T12/AR/FS 6PK	24	Medium BiPin (G13)	2350	9325	64	9000	Fresh or Saltwater				174	127
					22923 F40T12/AR/SA 6PK	24	Medium BiPin (G13)	700	1000	62	9000	Saltwater				174	127
22906 F40T12/SR 6PK	24	Medium BiPin (G13)			2250	5000	90	20000	Terrarium				174	127			
33	25	12263 FBS25/GS/PP			6	Wall Plug	470	3050	90	7500	Plant. Wide Spectrum. Bright Stik®			174	130		
T5	36	16.5	17007 F36BX F&SA	10	2G11	2100	-	8000	Fresh & Salt Aqua				174, 184	74			
			17010 F36BX FA	10	2G11	1250	5000	8000	Fresh Aqua				174, 184	74			
			17012 F36BX SW	10	2G11	600	-	8000	Salt Water Blue				174, 184	74			
			55	20.7	45851 F55BX/AR/FS 6PK	6	2G11			9325	64	10000	Fresh or Saltwater. Biax®			174	74
			21.1	17008 F55BX F&SA	10	2G11	3300	-	8000	Fresh & Salt Aqua				174, 184	74		
				17011 F55BX FA	10	2G11	1950	5000	8000	Fresh Aqua				174, 184	74		
				17013 F55BX SW	10	2G11	950	-	8000	Salt Water Blue				174, 184	74		

Diazo Reprographic 1500mA (Superblue)

FEATURES

- The Diazo lamp emits a blue light, peaking at approximately 417nm

APPLICATIONS

- Reprographic Equipment
- Blue Print Reproduction



Fig. 127



Fig. 131

Bulb Watts	MOL (in)	Order Code	Description	Case Qty.	Base	Lumens Initial	Lumens Mean	Color Temp.	CRI Index	Life (hrs)	CRI Flag	Additional Information	Footnotes	Figure Number
Diazo Reprographic 1500mA (Superblue)														
T12	120	54	40092 F54T12/SPB	24	Medium BiPin (G13)					2000	Useful life; burns hours longer.		37, 171	127
			39683 F59T12/SPB	24	Medium BiPin (G13)						2000	Useful life; burns hours longer.		37, 171
T17	180	54	26390 F54T17/SPB	12	Mogul BiPin (G20)					2000	Useful life; burns hours longer.		37, 171	131

QUALITY
INVESTMENTS
SPECIALTY
SERVICES



Specialty Incandescent

FEATURES

- Appliance and indicators in various base styles
- Lumaline "linear" incandescent lamps
- Rough service lamps for commercial and industrial settings
- Extended service or long life lamps for home, apartment buildings, and commercial area lighting
- High wattage lamps for large areas
- Swimming pool lamps
- Pet lamps for home and zoo
- See Incandescents in Sections 3, 6, 7, 9, 10 for Directional Lighting, Safety, City and Airport Lighting, Heat Lamps, Railway, Mine and Marine

APPLICATIONS

- Appliance
- Indicators
- Decorative
- Commercial
- Swimming Pools
- Zoo
- Hobbies

Appliance and Indicators

FEATURES

- Popular, small low wattage lamps to illuminate small areas, or as indicator lamps



Fig. 132



Fig. 133



Fig. 134



Fig. 135



Fig. 136



Fig. 137

Watts	Volts	Order Code	Description	Case Qty.	Bulb	Base	Filament Type	LCL (in)	MOL (in)	Lumens	Life (hrs)	Footnotes	Additional Information	Figure Number
Appliance and Indicators														
3	130	11098 3S6/5 24PK		24	S6	Cand	C-7A	1.37	1.87	11	3000		Clear	132
6	12	11316 6S6 24PK		24	S6	Cand	C-2V	1.37	1.87	50	1500		Clear	132
		24 11329 6S6		240	S6	Cand	C-2V	1.37	1.87	50	1500		Clear	132
		75 11357 6S6DC 24PK		24	S6	DC Bay	C-7A	1.43	1.81	45	1500		Clear	133
120		11367 6S6 TRAY		240	S6	Cand	C-7A	1.37	1.87	41	1500		Clear. 12-Lamp Tray	132
		11577 6S6/3		240	S6	Cand	C-7A	1.37	1.87	23	5000		Clear-Signal Light	132
		11660 6S6/7 TRAY 24PK		24	S6	Inter	C-7A	1.06	1.81	41	1500		Clear. 12-Lamp Tray	134
		11592 6S6DC TRAY		240	S6	DC Bay	C-7A	1.43	1.81	41	1500		Clear. 12-Lamp Tray	133
130		11369 6S6 TRAY		240	S6	Cand	C-7A	1.37	1.87	41	1500		Clear. 12-Lamp Tray	132
		11594 6S6/DC TRAY		240	S6	DC Bay	C-7A	1.43	1.81	41	1500		Clear. 12-Lamp Tray	133
145		11372 6S6		240	S6	Cand	C-7A	1.37	1.87	41	1500		Clear	132
		11609 6S6DC 24PK		24	S6	DC Bay	C-7A	1.43	1.81	41	1500		Clear. 12-Lamp Tray	133
		155 11374 6S6		240	S6	Cand	C-7A	1.37	1.87	41	1500		Clear	132
7.5	120	11847 7 1/2S TRAY		240	S11	Med	C-9		2.25	53	1400		Clear. 12-Lamp Tray	135
		41267 7 1/2S/CW CARD		240	S11	Med	C-9		2.25	39	1400 56		White	135
130		11848 7 1/2S TRAY		240	S11	Med	C-9		2.25	53	1400		Clear. 12-Lamp Tray	135
		11922 7 1/2S/CW TRAY		240	S11	Med	C-9		2.25	39	1400		White-12-Lamp Tray	135
10	120	12249 10S11/79		120	S11	Cand	C-7A	1.56	2.25	80	1000		Clear	136
		12188 10S11N/F		120	S11	Inter	C-7A	1.62	2.31	79	1000		Frost	137
		230 12041 10S6/10		24	S6	Cand	C-7A	1.37	1.87	66	1500		Clear	132
		12060 10S6/10DC 24PK		24	S6	DC Bay	C-7A	1.87	1.87	66	1500		Clear	133
		250 12050 10S6/10 24PK		24	S6	Cand	C-7A	1.37	1.87	66	1500		Clear	132
15	120	13210 15S11/13		120	S11	Cand	C-7A	1.56	2.25	137	750		Clear	132
		13291 15S11/102		240	S11	Med	C-7A		2.25	120	400		Clear-Refrigerator, 12-Lamp Tray	135
40	120	35156 40S11N/1 CARD		240	S11	Inter	C-9	1.62	2.31	440	500 57, 58		Clear-12-Card Pack	137
		15734 40S11N/1/F		120	S11	Inter	C-9	1.62	2.31	440	500 57		Frost	137

Specialty Incandescent SECTION 5

Lumaline

FEATURES

- “Linear” incandescent lamps with special bases
- For display cases, architectural lighting
- Not recommended for new applications




Fig. 138

Watts	Volts	Order Code	Description	Case Qty.	Bulb	Base	Filament Type	LCL (in)	MOL (in)	Lumens	Life (hrs)	Footnotes	Additional Information	Figure Number
Lumaline														
30	120	15029 L30		24	T8	Disc	C-8	17.75	230	1500		Clear		138
		15071 L30/W		24	T8	Disc	C-8	17.75	210	1500		White		138
40	120	15804 L40		24	T8	Disc	C-8	11.75	325	1500		Clear		138
		15839 L40/W		12	T8	Disc	C-8	11.75	295	1500		White		138
60	120	17226 L60		24	T8	Disc	C-8	17.75	480	1500		Clear		138
		17266 L60/W		12	T8	Disc	C-8	17.75	450	1500		White		138

Rough Service

FEATURES

- Survivor™ bulbs have longer life, very long life when operated at 120V, special coil design to resist shock and vibration, and brass bases
- Survivor™ bulbs provide 3-4x life with 68%-75% of ordinary bulbs
- Rough service lamps tend to have “normal” life but they are built exclusively to resist mechanical shock and vibration

APPLICATIONS

- Commercial Hallways, Stairwells, Rooms
- Gyms, Storage and Security Areas



Fig. 139



Fig. 140



Fig. 209

Watts	Volts	Order Code	Description	Case Qty.	Bulb	Base	Filament Type	LCL (in)	MOL (in)	Lumens	Life (hrs)	Footnotes	Additional Information	Figure Number
Rough Service														
40	120	31519 40A1/FR/RS/B22		20	A19	B22				300	1500		I.F. Rough Service	209
40	130	40323 40A/S-130V-24PK		24	A19	Med	C-9	3.12	4.43	330	3000	54, 60	Survivor™, LongLife, I.F., Vibration Resistant	139
36	120									245	5500			
40	240	91228 40A1/FR/RS/B22		20	A19	B22				250	3000		I.F. Rough Service	209
50	120	33495 50A/RS 24PK		24	A19	Med	C-17A	2.56	3.87	490	1000	57, 59	I.F.-Rough Service	139
	250	16147 50A/RS		120	A19	Med	C-22	2.56	3.87	470	1000	57, 59	I.F.-Rough Service	139
60	120	40324 60A/S-120V-24PK		24	A19	Med	C-9	3.12	4.43	600	3000	60	Survivor™, LongLife, I.F., Vibration Resistant	139
		31535 60A1/FR/RS/B22		20	A19	B22				450	3000		I.F. Rough Service	209
		31546 60A1/FR/RS/E27		20	A19	E27				450	1500		I.F. Rough Service	139
60	130	40325 60A/S-130V-24PK		24	A19	Med	C-9	3.12	4.43	600	3000	54, 60	Survivor™, LongLife, I.F., Vibration Resistant	139
53	120									460	8300			
60	240	91229 60A1/FR/RS/E27		20	A19	E27				500	3000		I.F. Rough Service	139
75	120	44546 75A/RS 6PK		30	A21	Med	C-17	3.81	5.25	1000	57, 59		I.F. Rough Service	140
		18274 75A/RS 12PK-5		60	A21	Med	C-17	3.81	5.25	750	1000	57, 59	I.F. Rough Service	140
		46895 75A/RS/STG PQ1/6		30	A21	Med	C-17	3.81	5.25	1000	21, 60, 65		Rough Service, Saf-T-Gard®	140
75	130	17527 75A/RS 60PK		60	A21	Med	C-17	3.81	5.25	740	1000	57, 59	I.F. Rough Service	140
67	120									560	2600			
75	130	40328 75A/S-130V-24PK		24	A19	Med	C-9	3.12	4.43	815	3000	54, 60	Survivor™, LongLife, I.F., Vibration Resistant	139
67	120									790	8300			
100	120	18275 100A/RS 12PK-5		60	A21	Med	C-17	3.81	5.25	1160	1000	57, 59	I.F. Rough Service	140
		47261 100A/RS/STGPQ1/6		30	A21	Med	C-17	3.81	5.25	1230	1000	21, 60, 65	Rough Service - Saf-T-Gard®	140
		40329 100A/S-120V-24PK		24	A19	Med	C-9	3.12	4.43	1190	3000	60, 93	Survivor™, Long Life, I.F., Vibration Resistant	139
		31560 100A1/FR/RS/B22		20	A19	B22				840	3000		I.F. Rough Service	209
		31573 100A1/FR/RS/E27		20	A19	E27				840	3000		I.F. Rough Service	139

Specialty Incandescent



Fig. 139




Fig. 140




Fig. 141

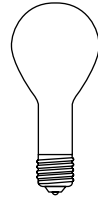


Fig. 142

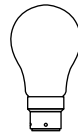


Fig. 209



Watts	Volts	Order Code	Description	Case Qty. Bulb	Base	Filament Type	LCL (in)	MOL (in)	Lumens	Life (hrs)	Footnotes	Additional Information	Figure Number
Rough Service (Continued)													
100	130	17522 100A/RS 60PK		60	A21	Med	C-17	3.81	5.25	1060	1000 54, 57, 59	I.F.-Rough Service	140
89	120								800	2600			
100	130	40330 100A/S-130V-24PK		24	A19	Med	C-9	3.12	4.43	1170	3000 54, 60, 93	Survivor™, LongLife, I.F., Vibration Resistant	139
89	120								880	8300			
100	130	33456 100A23/VS		24	A23	Med	C-9	4.43	5.93	1340	1000 54, 57, 59	I.F.-Vibration Service	141
89	120								1020	2600			
100	240	92018 100A1/FR/RS/B22		20	A19	B22			880	3000		I.F. Rough Service	209
		91227 100A1/FR/RS/E27		20	A19	E27			880	3000		I.F. Rough Service	139
250	17524	100A/RS 60PK		60	A21	Med	C-17	3.81	5.25	960	1000 54, 57, 59	I.F. Rough Service	140
150	130	19618 150/RS		60	PS25	Med	C-17	5.18	6.93	2160	1000 54, 57, 59	I.F.-Rough Service	142
133	120								1650	2600			
150	130	33465 150/VS		24	PS25	Med	C-9	5.18	6.93	2270	1000 54, 57, 59	I.F.-Vibration Service	142
133	120								1735	2600			
150	130	15818 150A/S		60	A21	Med	C-9	3.37	4.93	1925	2000 54, 60, 93	Survivor™, LongLife, I.F., Vibration Resistant	140
133	120								1470	5500			
150	130	17625 150A21/RS		60	A21	Med	C-17	3.81	5.25	2065	1000 54, 57, 59	I.F.-Rough Service	140
133	120								1580	2600			
200	130	33468 200PS30/23 24PK		24	PS30	Med	C-9	6	8.06	3240	1000 54, 57, 59	I.F.-Rough Service	142
177	120								2495	2600			
200	130	20403 200PS30/24		60	PS30	Med	C-9	6	8.06	3240	1000 54, 57, 59	Clear-Rough Service	142
177	120								2495	2600			

Extended Service – Long Life

FEATURES

- 130/120V lamp; lumen and life depicted at 130V/120V
- Life 3-6x conventional lamps on same circuitry



Fig. 140

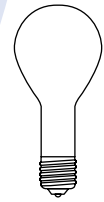


Fig. 142

Watts	Volts	Order Code	Description	Case Qty. Bulb	Base	Filament Type	LCL (in)	MOL (in)	Lumens	Life (hrs)	Footnotes	Additional Information	Figure Number
Extended Service – Long Life													
100	130	21315 100A21/99 60PK		60	A21	Med	CC-6	3.87	5.25	1420	2500 54, 60	Diffuse Coating	140
89	120								1080	6800			
135	130	13025 150A/135WMP/99		60	A21	Med	CC-8	4.06	5.37	2060	2500 54	Watt-Miser®, Diffuse Coating, Long Life	140
120	120								1580	6800			
150	130	19668 150/99CL		60	PS25	Med	C-9	5.18	6.93	2200	2500 54, 60	Clear-Extended Service	142
133	120								1680	6800			
150	130	19658 150/99/IF		60	PS25	Med	C-9	5.18	6.93	2200	2500 54, 60	I.F.-Extended Service	142
133	120								1680	6800			
150	130	25929 150A21/99/IF		60	A21	Med	CC-8	4.06	5.37	2310	900 54, 60	I.F.-Extended Service	140
133	120								1700	2500			
200	130	20354 200/99IF		60	PS30	Med	C-9	6	8.06	3000	2500 54, 60	I.F.-Extended Service	142
177	120								2310	6800			
200	130	25937 200A21/99/CL 130		60	A21	Med	CC-8	4.06	5.37	3250	2500 54	Clear-Extended Service	140
177	120								2600	4500			
200	130	25936 200A21/99/IF		60	A21	Med	CC-8	4.06	5.37	3250	2500 54	I.F.-Extended Service	140
177	120								2600	4500			

Specialty Incandescent SECTION 5

High Wattage Incandescent

FEATURES

- 500-1000 watt lamps
- Many 130V lamps can be operated on 120V circuits for 2x+ life (with lumen loss)

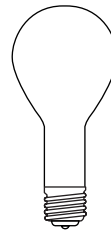


Fig. 144

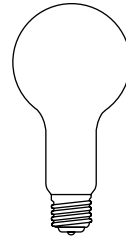


Fig. 145

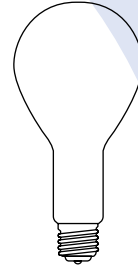


Fig. 146



Fig. 147




Fig. 148

Watts	Volts	Order Code	Description	Case Qty.	Bulb	Base	Filament Type	LCL (in)	MOL (in)	Lumens	Life (hrs)	Footnotes	Additional Information	Figure Number
High Wattage Incandescent														
500	120	21530 500	24 PS35 Mog	CC-8	7	9.3710850	1000	60	Clear	144				
		21687 500PS40	24 PS40 Mog	C-9	7	9.75 9900	1000	60	Clear	145				
130	130	21532 500	24 PS35 Mog	CC-8	7	9.3710850	1000	60	Clear	144				
		21643 500/99	24 PS40 Mog	C-9	7	9.75 9070	2000	60	Clear-Extended Service	145				
		21651 500/99IF	24 PS35 Mog	C-9	7	9.75 9070	2000	60	I.F.-Extended Service	144				
		21581 500/IF	24 PS35 Mog	CC-8	7	9.3710850	1000	60	Inside Frost	144				
		21872 500T20/50	12 T20	Med BiPost	C-13	4	6.5 9800	1000	20, 30, 81, 84	I.F. HRG	147			
750	130	22000 750	12 PS52 Mog	CC-8	9.5	13 17040	1000	60, 83	Clear	146				
		22117 750T24	24 T24	Med BiPost	C-13	5.5	9.1814800	1000	20, 30, 81, 84	Inside Frost, HRG	148			
1000	120	22310 1000/IF	12 PS52 Mog	C-7A	9.5	13	1000	60, 83	I.F.	146				
		22348 1000/SBIF	12 PS52 Mog	C-7A	9.5	13	1000	60, 83		146				
		22479 1M/T24	24 T24	Med BiPost	C-13	5.5	9.1821200	1000	20, 30, 81, 84	Inside Frost, HRG	148			
130	120	22260 1000	12 PS52 Mog	CC-8	9.5	13 23740	1000	60, 83	Clear	146				
		22301 1000/99	12 PS52 Mog	C-7A	9.5	13 19800	2500	60, 83	Clear-Extended Service	146				
250	120	22280 1000	12 PS52 Mog	C-7A	9.5	13 17700	2000	60, 83	Clear	146				
277	120	22284 1000	12 PS52 Mog	C-7A	9.5	13 17700	2000	60, 83	Clear	146				

Low and Extra Low Voltage GLS Lamps



Fig. 139




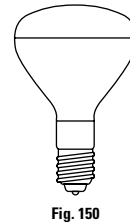
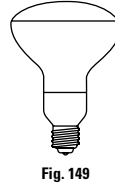
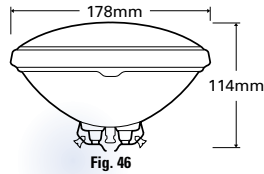
Fig. 209

Watts	Volts	Order Code	Description	Case Qty.	Bulb	Base	Filament Type	LCL	MOL	Lumens	Life (hrs)	Additional Information	Bulb Finish	Figure Number
Low and Extra Low Voltage GLS Lamps														
25	24	35178 24V25/CL/E27	100 A19 E27							300	1000		Clear	139
40	24	91879 24V40/CL/B22	100 A19 B22							570	1000		Clear	209
		91876 24V40/CL/E27	100 A19 E27							570	1000		Clear	139
60	24	91874 24V40/FR/E27	100 A19 E27							570	1000		Frost	139
		91878 24V60/CL/B22	100 A19 B22							900	1000		Clear	209
		91877 24V60/CL/E27	100 A19 E27							900	1000		Clear	139
42	24	91875 24V60/FR/E27	100 A19 E27							900	1000		Frost	139
		29051 42V60/FR/E27	100 A19 E27							840	1000		Frost	139
100	24	35174 24V100/CL/E27	100 A19 E27							1700	1000		Clear	139
		91873 24V100/FR/E27	100 A19 E27							1700	1000		Frost	139

Swimming Pool

FEATURES

- Common lamps used in underwater swimming pool illumination
- Must be used with GFI circuitry


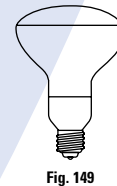


Watts	Volts	Order Code	Description	Case Qty.	Bulb	Base	Filament Type	LCL (in)	MOL (in)	Lumens	Life (hrs)	Footnotes	Additional Information	Figure Number
Swimming Pool														
100	12	39503	100R30/CL	24	R30	Med	C-6	5.37	1200	2000	57, 60, 93	Reflector-Clear		149
250	12	23423	21A/R40/FL	24	R40	Med	C-2V	6.68		1000	57, 58, 60, 69, 90	Reflector Flood-I.F. BDTH, HORIZ, HRG		150
300	12	23427	300PAR56/WFL	12	PAR56	Scrww Term	C-6	4.5	6000	1000	20, 93, 165	PAR-Wide Flood		46
		10200	300PAR56/WFL12VPB	12	PAR56	Scrww Term	C-6	4.5		1000	20, 93, 165	PAR-Wide Flood		46
400	120	21363	400G/FL	60	G30	Med	C-5	3	5.12	6800	800	60, 79, 180	Clear-Flood, BDTH	151
		17542	400R40/FL	24	R40	Med	CC-2V	6.75	5000	2000	20, 60, 80, 90	Reflector Flood. HRG		150
500	120	48316	500R40/5FL/SLV	24	R40	Med	CC-2V	6.75		2000	20, 60, 80, 90	Silvered, BDTH		150

Pet Lamps

FEATURES

- Heat light (60A) and basking light (R20/30) for focused lighting
- Rare earth neodymium bulbs provide the natural warmth of daytime, while enhancing natural colors



Watts	Volts	Order Code	Description	Case Qty.	Bulb	Base	Filament	LCL (in)	MOL (in)	Lumens	Life (hrs)	Footnotes	Additional Information	Figure Number
Pet Lamps														
50	120	20812	50R20/NPET-6PK	30	R20	Med	C-9	2.44	3.94	2000	57, 59, 90	Neodymium Bulb		149
60	120	44818	60A/NPET PQ1/6	30	A19	Med	CC-8	3.13	4.44	1000	57, 59, 90	Neodymium Bulb		139
65	120	20813	65R30/NPET 6PK	6	R30	Med	CC-6	3.07	5.37	2000	57	Neodymium Bulb		150

COVERGUARD®
LAMPS



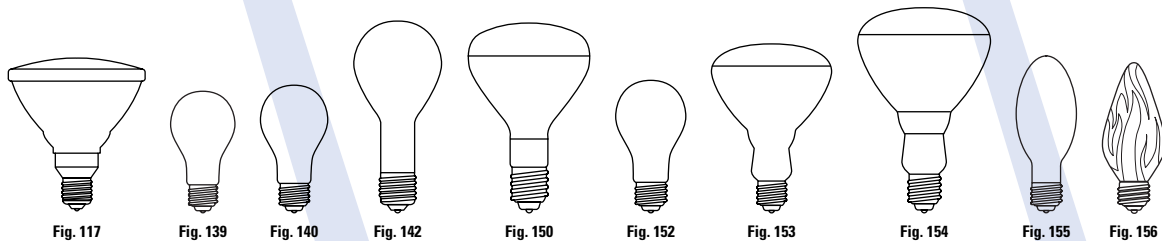
SECTION 6 CovRguard® Lamps

FEATURES

- Polycarbonate protective shield effectively contains shattered glass particles of fluorescent lamps if lamp is broken
- Incandescent protected using Teflon® coatings
- Protects people, food, etc. from broken glass and resists thermal shock breakage from inclement weather
- Available in many types and wattages, including Incandescent and Fluorescent T12, T8 with Starcoat®, and Ecolux® lamps
- UV blocking properties guard against fading and UV degradations
- Available in a variety of colors for decorative and architectural applications

APPLICATIONS

- Grocery
- Food Processing
- Semiconductor
- Hospitals
- Restaurants
- Sand Blasting
- Construction Sites
- Loading Docks
- Elevators
- Trouble Lights
- Metal Fabrication
- Stables, Farms



Watts	Volts	Order Code	Description	Case Qty.	Bulb	Base	Filament Type	LCL (in)	MOL (in)	Lumens	Life (hrs)	CBCP	Additional Information	Footnotes	Figure Number	
Incandescent CovRguard®																
40	120	46887	40A15CF/STG CD2	30	A15	Med		2.37	3.50	400	1500		Soft white. Ceiling Fan	21, 59, 65	152	
50	120	14727	50A/RS/CVG 24PK	24	A19	Med	C-17A	2.56	3.87	480	1000		Rough Service	21, 59, 60, 65	139	
60	120	46888	60A15CF/STGPQ2/6	30	A15	Med	C-9	2.37	3.50	650	1500		Ceiling Fan	21, 59, 65	152	
		14414	60A/CVG 24PK	24	A19	Med	CC-6	3.12	4.43	850	1000			21, 59, 60, 65	139	
		46845	60A/W/STG PQ2/10	100	A19	Med	CC-6	3.12	4.43	812	1000		Soft White	21, 59, 65	139	
65	120	46858	65R30/FL/CVG	30	BR30	Med	CC-6		5.37		2000			21, 65, 95	153	
		47723	65R30FL/STGPQ1/6	30	BR30	Med	CC-6		5.37		2000		Indoor Flood	21, 65, 95	153	
		47263	75A/RS/CVG-6PK	30	A21	Med	C-17	3.81	5.25	740	1000		Rough Service	21, 59, 60, 65	140	
75	120	46895	75A/RS/STG PQ1/6	30	A21	Med	C-17	3.81	5.25		1000		Rough Service	21, 59, 60, 65	140	
		47727	75E17/STG PQ1/6	30	E17	Med	CC-6		5.00		4000		Post light	21, 60	155	
		47262	100A/RS/CVG-6PK	30	A21	Med	C-17	3.81	5.25	1230	1000		Rough Service	21, 60, 65	140	
100	120	47261	100A/RS/STGPQ1/6	30	A21	Med	C-17	3.81	5.25	1230	1000		Rough Service	21, 60, 65	140	
		46846	100A/W/STGPQ2/10	100	A19	Med	CC-8	3.12	4.43	1624	750		Soft White	21, 65	139	
		47728	100F20/STG PQ1/6	30	F20	Med	CC-9		5.00		3000		Post light	21, 60, 65	156	
		46877	120R/40/FL/CVG	30	BR40	Med	CC-6		6.56	1550	1700	1200			21, 65, 95	154
120	130	47725	120R40FL/STG PQ6	30	BR40	Med	CC-6		6.56	1550	1700	1200			21, 65, 95	154
		26370	150PAR/FL/CVG	12	PAR38	Med Skirt	CC-6		5.31	1700	2000		Flood	21, 65, 173, 178, 179	117	
		48037	150PAR/FL/STGPQ6	6	PAR38	Med Skirt	CC-6		5.31	1700	2000			21, 65, 173, 178, 179	117	
		26371	150PAR/SP/CVG	12	PAR38	Med Skirt	CC-6		5.31	1700	2000		Spot	21, 65, 173, 178, 179	117	
		14635	150PS25/CVG	60	PS25	Med	C-9		6.93	2630	1000			21, 60, 65, 179	142	
		14716	150RS/CVG	60	PS25	Med	C-17	5.18	6.93	2120	1000		Rough Service	21, 60, 65, 179	142	
200	120	14636	200PS30/CVG	60	PS30	Med	C-9	6	8.06	3480	1000			21, 60, 65, 179	142	
		14637	200PS30/RS/CVG	60	PS30	Med	C-9	6	8.06	3330	1000			21, 60, 65, 179	142	
250	120	46881	250R40/1/CVG	30	R40	Med	C-9		6.56	2150	5000		Food Warming-Infrared	21, 57, 59, 65, 92, 93	150	
		47724	250R40/1/STG	30	R40	Med	C-9		6.56	2150	5000		Food Warming-Infrared	21, 57, 59, 65, 92, 93	150	

CovRguard® Lamps SECTION 6

Fluorescent covRguard®

FEATURES

- Starcoat® – more light over life-95% maintenance, enhanced color rendering (CRI), significant energy savings, long life
- Ecolux® (ECO) – with Starcoat®-Reduced mercury with Starcoat® advantage. TCLP compliant, lowering disposal costs where applicable.
- Ecolux®, Starcoat® XL and SXL – even longer life with the advantages of Ecolux® and Starcoat®
- Watt-Miser® (WM) – energy saving T12 with 12-20% savings vs. standard T12
- See Specialty Fluorescent for additional covRguard® types




Fig. 123



Fig. 128



Fig. 157



Bulb Watts	MOL (in)	Order Code	Description	Case Qty.	Base	Lumens Initial	Lumens Mean	Color Temp.	CRI Index	Life (hrs)	CRI Flag	Additional Information	Footnotes	Figure Number
Fluorescent CovRguard® – T5 Preheat Lamps														
T5	4	6 41435	F4T5/CW/CVG	24	Miniature BiPin (G5)	130	95	4100	60	5000			45, 47, 173	128
	6	9 41106	F6T5/CW/CVG	24	Miniature BiPin (G5)	285	225	4100	60	5000			45, 47, 173	128
	8	12 41107	F8T5/CW/CVG	24	Miniature BiPin (G5)	385	310	4100	60	5000			45, 47, 173	128
	13	21 41108	F13T5/CW/CVG	24	Miniature BiPin (G5)	820	680	4100	60	5000			45, 47, 173	128
Fluorescent CovRguard® – T6 Instant Start Lamps														
T6	25	42 41140	F4T6/CW/CVG	24	Single Pin (Fa8)	1690	1530	4100	60	7500			45, 47, 173	157
		41142	F4T6/SP35/CVG	24	Single Pin (Fa8)	1770	1640	3500	73	7500			45, 47, 173	157
		41141	F4T6/WW/CVG	24	Single Pin (Fa8)	1770	1590	3000	52	7500	Warm White		45, 47, 173	157
40	64	46422	F64T6/CW/CVG	24	Single Pin (Fa8)	2710	2440	4100	60	7500			45, 47, 173	157
		41143	F64T6/SP35/CVG	24	Single Pin (Fa8)	2840	2630	3500	73	7500			45, 47, 173	157
Fluorescent CovRguard® – T8 Ecolux® with Starcoat®														
T8	17	24 15974	F17T8/SP35/ECO/CVG	24	Medium BiPin (G13)	1280	1220	3500	78	20000	Starcoat®		45, 47, 173	123
		15877	F17T8/SP41/ECO/CVG	24	Medium BiPin (G13)	1280	1220	4100	78	20000	Starcoat®		45, 47, 173	123
		15975	F17T8/SPX35/ECO/CVG	24	Medium BiPin (G13)	1310	1242	3500	86	20000	Starcoat®		45, 47, 173	123
		15976	F17T8/SPX41/ECO/CVG	24	Medium BiPin (G13)	1310	1242	4100	86	20000	Starcoat®		45, 47, 173	123
25	36	15978	F25T8/SP30/ECO/CVG	24	Medium BiPin (G13)	2020	1920	3000	78	20000	Starcoat®		45, 47, 173	123
		15981	F25T8/SP35/ECO/CVG	24	Medium BiPin (G13)	2020	1920	3500	78	20000	Starcoat®		45, 47, 173	123
		15984	F25T8/SP41/ECO/CVG	24	Medium BiPin (G13)	2020	1920	4100	78	20000	Starcoat®		45, 47, 173	123
		15989	F25T8/SPX30/ECO/CVG	24	Medium BiPin (G13)	2080	1970	3000	86	20000	Starcoat®		45, 47, 173	123
		15990	F25T8/SPX35/ECO/CVG	24	Medium BiPin (G13)	2080	1970	3500	86	20000	Starcoat®		45, 47, 173	123
		15991	F25T8/SPX41/ECO/CVG	24	Medium BiPin (G13)	2080	1970	4100	86	20000	Starcoat®		45, 47, 173	123
32	48	40803	F32T8/SP30/ECO/CVG	36	Medium BiPin (G13)	2715	2580	3000	78	20000	Starcoat®		45, 47, 173	123
		40804	F32T8/SP35/ECO/CVG	36	Medium BiPin (G13)	2715	2580	3500	78	20000	Starcoat®		45, 47, 173	123
		40812	F32T8/SP41/ECO/CVG	36	Medium BiPin (G13)	2715	2580	4100	78	20000	Starcoat®		45, 47, 173	123
		18366	F32T8/SP50/ECO/CVG	36	Medium BiPin (G13)	2665	2530	5000	78	20000	Starcoat®		45, 47, 173	123
		18368	F32T8/SP65/ECO/CVG	36	Medium BiPin (G13)	2620	2490	6500	78	20000	Starcoat®		45, 47, 173	123
		41125	F32T8/SPX30/ECO/CVG	36	Medium BiPin (G13)	2860	2710	3000	86	20000	Starcoat®		45, 47, 173	123
		41126	F32T8/SPX35/ECO/CVG	36	Medium BiPin (G13)	2860	2710	3500	86	20000	Starcoat®		45, 47, 173	123
		41127	F32T8/SPX41/ECO/CVG	36	Medium BiPin (G13)	2860	2710	4100	86	20000	Starcoat®		45, 47, 173	123
		15971	F32T8/SPX50/ECO/CVG	36	Medium BiPin (G13)	2715	2580	5000	86	20000	Starcoat®		45, 47, 173	123
Fluorescent CovRguard® – T8 Ecolux® XL Extra-life with Starcoat®														
T8	18	24 17203	F18W/T8/830 GE CVG XL-R ECO	25	Medium BiPin (G13)	1300		2950	85	15000		CVG/XLR 830		123
		17204	F18W/T8/835/GE/CVG/XL-R ECO	25	Medium BiPin (G13)	1300		3400	85	15000		CVG/XLR 835		123
		17205	F18W/T8/840 GE CVG XL-R ECO	25	Medium BiPin (G13)	1300		4000	85	15000		CVG/XLR 840		123
		93430	F18W/T8/860 GE CVG XL-R ECO	25	Medium BiPin (G13)	1250		6300	85	15000		CVG/XLR 860		123
32	48	15972	F32T8/XL/SPX30ECO/CVG	36	Medium BiPin (G13)	2860	2715	3000	86	20000	Starcoat®. Ecolux®		45, 47, 173	123
		15973	F32T8/XL/SPX35ECO/CVG	36	Medium BiPin (G13)	2860	2715	3500	86	20000	Starcoat®. Ecolux®		45, 47, 173	123
		18369	F32T8/XL/SPX41ECO/CVG	36	Medium BiPin (G13)	2860	2715	4100	86	20000	Starcoat®. Ecolux®		45, 47, 173	123
36	48	17208	F36W/T8/830 GE CVG XL-R ECO	25	Medium BiPin (G13)	3250		2950	85	15000		CVG/XLR 830		123
		17202	F36W/T8/835 GE CVG XL-R ECO	25	Medium BiPin (G13)	3250		3400	85	15000		CVG/XLR 835		123
		17209	F36W/T8/840 GE CVG XL-R ECO	25	Medium BiPin (G13)	3250		4000	85	15000		CVG/XLR 840		123
		93437	F36W/T8/860 GE CVG XL-R ECO	25	Medium BiPin (G13)	3200		6300	85	15000		CVG/XLR 860		123

CovRguard® Lamps



Fig. 123

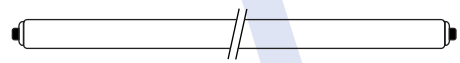


Fig. 159



Fig. 158

Bulb Watts	MOL (in)	Order Code	Description	Case Qty.	Base	Lumens Initial	Lumens Mean	Color Temp.	CRI Index	Life (hrs)	CRI Flag	Additional Information	Footnotes	Figure Number
Fluorescent CovRguard® – T8 Ecolux® XL Extra-life with Starcoat® (Continued)														
T8 58	60	12403	F58W/T8/830/GE/CVG/XL-R ECO	25	Medium BiPin (G13)	5050		2950	85	15000		CVG/XLR 830. FEP coating		123
		12405	F58W/T8/835/GE/CVG/XL-R ECO	25	Medium BiPin (G13)	5050		3400	85	15000		CVG/XLR 835. FEP coating		123
		12407	F58W/T8/840/GE/CVG/XL-R ECO	25	Medium BiPin (G13)	5050		4000	85	15000		CVG/XLR 840. FEP coating		123
70	72	12421	F70W/T8/830/GE/CVG/XL-R ECO	25	Medium BiPin (G13)	6100		2950	85	15000		CVG/XLR 830. FEP coating		123
		12423	F70W/T8/835/GE/CVG/XL-R ECO	25	Medium BiPin (G13)	6100		3400	85	15000		CVG/XLR 835. FEP coating		123
		12424	F70W/T8/840/GE/CVG/XL-R ECO	25	Medium BiPin (G13)	6100		4000	85	15000		CVG/XLR 840. FEP coating		123
Fluorescent CovRguard® – T8 Ecolux® Super Long Life with Starcoat®														
T8 32	48	14560	F32T8/SXL/SP35/ECO/CVG	36	Medium BiPin (G13)	2765	2595	3500	82	30000	☞	Starcoat®. Ecolux®	45, 47, 173	123
		14551	F32T8/SXL/SP41/ECO/CVG	36	Medium BiPin (G13)	2765	2595	4100	81	30000	☞	Starcoat®. Ecolux®	45, 47, 173	123
Fluorescent CovRguard® – T8 Ecolux® Watt-Miser® with Starcoat®														
T8 32	48	40286	F32T8/SP30/IS/WM/ECO/CVG	36	Medium BiPin (G13)	2790	2620	3000	84	20000	☞	Starcoat®. Ecolux®	36, 45, 47, 173	123
		40299	F32T8/SP35/IS/WM/ECO/CVG	36	Medium BiPin (G13)	2765	2595	3500	83	20000	☞	Starcoat®. Ecolux®	36, 45, 47, 173	123
		40309	F32T8/SP41/IS/WM/ECO/CVG	36	Medium BiPin (G13)	2740	2570	4100	81	20000	☞	Starcoat®. Ecolux®	36, 45, 47, 173	123
Fluorescent CovRguard® – T8 Ecolux® Watt-Miser® XL Extra-Life with Starcoat®														
T8 32	48	10023	F32T8/XL/SP30/WM/ECO	36	Medium BiPin (G13)	2740	2570	3000	84	24000	☞	Starcoat®. Ecolux®	36, 45, 47, 173	123
		40297	F32T8/XL/SP35/WM/ECO	36	Medium BiPin (G13)	2715	2545	3500	83	24000	☞	Starcoat®. Ecolux®	36, 45, 47, 173	123
		40310	F32T8/XL/SP41/WM/ECO	36	Medium BiPin (G13)	2690	2520	4100	81	24000	☞	Starcoat®. Ecolux®	36, 45, 47, 173	123
Fluorescent CovRguard® – T8 Ecolux® High Lumen XL Extra-Life with Starcoat®														
T8 32	48	00267	F32T8/XL/SPX30/HL/ECO/CVG	36	Medium BiPin (G13)	3005	2825	4100	82	24000	☞	Starcoat®. Ecolux®	45, 47, 173	123
		00268	F32T8/XL/SPX35/HL/ECO/CVG	36	Medium BiPin (G13)	3005	2825	3500	85	24000	☞	Starcoat®. Ecolux®	45, 47, 173	123
		00269	F32T8/XL/SPX41/HL/ECO/CVG	36	Medium BiPin (G13)	3005	2825	3000	85	24000	0	Starcoat®. Ecolux®	45, 47, 173	123
Fluorescent CovRguard® – T8 with Starcoat®														
T8 40	60	41130	F40T8/SP35/CVG	24	Medium BiPin (G13)	3490	3140	3500	75	20000	☞	Starcoat®	45, 47, 173	123
		41131	F40T8/SPX35/CVG	24	Medium BiPin (G13)	3610	3240	3500	84	20000	☞	Starcoat®	45, 47, 173	123
		47351	F40T8/SPX41/CVG	24	Medium BiPin (G13)	3610	3250	4100	80	20000	☞	Starcoat®	45, 47, 173	123
Fluorescent CovRguard® – T8 Instant Start with Starcoat®														
T8 35	72	41149	F72T8/CW/CVG	24	Single Pin (Fa8)	2910	2640	4100	60	7500			45, 47, 173	158
59	96	40094	F96T8/SP30/CVG	24	Single Pin (Fa8)	5620	5330	3000	75	15000	☞	Starcoat®	45, 47, 173	158
		40095	F96T8/SP35/CVG	24	Single Pin (Fa8)	5620	5330	3500	75	15000	☞	Starcoat®	45, 47, 173	158
		40096	F96T8/SP41/CVG	24	Single Pin (Fa8)	5620	5330	4100	75	15000	☞	Starcoat®	45, 47, 173	158
		40099	F96T8/SPX30/CVG	24	Single Pin (Fa8)	5770	5480	3000	84	15000	☞	Starcoat®	45, 47, 173	158
		40105	F96T8/SPX35/CVG	24	Single Pin (Fa8)	5770	5480	3500	84	15000	☞	Starcoat®	45, 47, 173	158
		40106	F96T8/SPX41/CVG	24	Single Pin (Fa8)	5770	5480	4100	80	15000	☞	Starcoat®	45, 47, 173	158
Fluorescent CovRguard® – T8 High Output Lamps with Starcoat®														
T8 86	96	40107	F96T8/SP35/HO/CVG	24	R17d	7760	6980	3500	75	18000	☞	Starcoat®	45, 46, 47, 173	159
		40108	F96T8/SP41/HO/CVG	24	R17d	7760	6980	4100	75	18000	☞	Starcoat®	45, 46, 47, 173	159
Fluorescent CovRguard® – T8 Preheat Lamps														
T8 13	12	41109	F13T8/CW/CVG	24	Medium BiPin (G13)	545	465	4100	60	7500			45, 47, 173	123
15	18	41110	F15T8/CW/CVG	24	Medium BiPin (G13)	800	700	4100	60	7500			45, 47, 173	123
		46627	F15T8/KB/CVG/UPC	24	Medium BiPin (G13)	910	825	3000	70	7500	☞	Kitchen and Bath	45, 47, 174	123
		46216	F15T8/SP35/CVG	24	Medium BiPin (G13)	910	825	3500	75	7500	☞		45, 47, 173	123
		41111	F15T8/SPX35/CVG	24	Medium BiPin (G13)	970	870	3500	82	7500	☞		45, 47, 173	123
18	24	41117	F24T8/CW/4/CVG	6	Medium BiPin (G13)	1180	1000	4100	60	7500			45, 47, 173	123
19	28	41121	F28T8/CW/4/CVG	6	Medium BiPin (G13)	1300	1110	4100	60	7500			45, 47, 173	123
30	36	41122	F30T8/CW/CVG	24	Medium BiPin (G13)	2100	1920	4100	60	7500			45, 47, 173	123
		46206	F30T8/SPX30/CVG	24	Medium BiPin (G13)	2230	2070	3000	82	7500	☞		45, 47, 173	123



CovRguard® Lamps SECTION 6



Fig. 124



Fig. 127



Bulb Watts	MOL (in)	Order Code	Description	Case Qty.	Base	Lumens Initial	Lumens Mean	Color Temp.	CRI Index	Life (hrs)	CRI Flag	Additional Information	Footnotes	Figure Number
Fluorescent CovRguard® – T12 Rapid Start														
T12 30	36	40126	F30T12/CW/RS/CVG	24	Medium BiPin (G13)	2130	1850	4100	60	18000			45, 47, 173	127
		46211	F30T12/SP35/CVG	24	Medium BiPin (G13)	2280	2050	3500	73	18000	☞		45, 47, 173	127
		41123	F30T12/SPX30/RS/CVG	24	Medium BiPin (G13)	2300	2070	3000	82	18000	☞		45, 47, 173	127
		41124	F30T12/SPX35/RS/CVG	24	Medium BiPin (G13)	2300	2070	3500	86	18000	☞		45, 47, 173	127
40	48	41132	F40/C50/CVG	30	Medium BiPin (G13)	2180	1810	5000	90	20000	☞	Chroma 50	45, 47, 173	127
		41133	F40/C75/CVG	30	Medium BiPin (G13)	1890	1630	7500	92	20000	☞	Chroma 75	45, 47, 173	127
		40111	F40/CW/CVG	30	Medium BiPin (G13)	2950	2600	4100	60	20000			45, 47, 173	127
		41436	F40/CW/CVG 6PACK	6	Medium BiPin (G13)	2950	2600	4100	60	20000			45, 47, 173	127
		41964	F40/D/CVG	30	Medium BiPin (G13)	2470	2170	6250	75	20000	☞	Daylight	45, 47, 173	127
		41965	F40/DX/CVG	30	Medium BiPin (G13)	2180	1850	6500	84	20000	☞	Daylight Delux	45, 47, 173	127
		46623	F40/KB/CVG/UPC	24	Medium BiPin (G13)	3290	2990	3000	82	20000	☞	Kitchen and Bath	45, 47, 174	127
		47343	F40/N/CVG	30	Medium BiPin (G13)	2030	1680	3700	90	20000	☞	Natural	45, 47, 173	127
		46426	F40/SP65/CVG	30	Medium BiPin (G13)	2950	2690	6500	75	20000	☞		45, 47, 173	127
		41135	F40/SPX30/CVG	30	Medium BiPin (G13)	3290	2990	3000	82	20000	☞		45, 47, 173	127
		41136	F40/SPX35/CVG	30	Medium BiPin (G13)	3290	2990	3500	82	20000	☞		45, 47, 173	127
		41137	F40/SPX41/CVG	30	Medium BiPin (G13)	3240	2950	4100	80	20000	☞		45, 47, 173	127
		46212	F40T12/SP30/CVG	30	Medium BiPin (G13)	3150	2860	3000	70	20000	☞		45, 47, 173	127
		46214	F40T12/SP35/CVG	30	Medium BiPin (G13)	3100	2820	3500	73	20000	☞		45, 47, 173	127
Fluorescent CovRguard® – T12 Rapid Start Watt-Miser® Lamps														
T12 34	48	40109	F34/CW/RS/WM/CVG	30	Medium BiPin (G13)	2570	2210	4100	60	20000			45, 47, 173	127
		40806	F34/LW/RS/WM/CVG	30	Medium BiPin (G13)	2730	2350	4200	49	20000		Light White	45, 47, 173	127
		40112	F34/SP35/RS/WM/CVG	30	Medium BiPin (G13)	2660	2400	3500	73	20000	☞		45, 47, 173	127
		40113	F34/SP41/RS/WM/CVG	30	Medium BiPin (G13)	2660	2400	4100	72	20000	☞		45, 47, 173	127
		40114	F34/SPX41/RS/WM/CVG	30	Medium BiPin (G13)	2820	2530	4100	80	20000	☞		45, 47, 173	127
		40110	F34/WW/RS/WM/CVG	30	Medium BiPin (G13)	2620	2250	3000	52	20000		Warm White	45, 47, 173	127
Fluorescent CovRguard® – Ecolux® Rapid Start Watt-Miser® Lamps														
T12 34	48	40805	F34/CW/RS/WM/ECO/CVG	30	Medium BiPin (G13)	2570	2210	4100	60	20000		Ecolux®	45, 47, 173	127
		41138	F34/SPX30/RS/WM/ECO/CVG	30	Medium BiPin (G13)	2810	2530	3000	82	20000	☞	Ecolux®	45, 47, 173	127
		41139	F34/SPX35/RS/WM/ECO/CVG	30	Medium BiPin (G13)	2810	2530	3500	82	20000	☞	Ecolux®	45, 47, 173	127
Fluorescent CovRguard® – Rapid Start Lamps Utility Shoplight														
T12 25	48	46625	F48"/25W/UTSL/CVG/UPC	30	Medium BiPin (G13)	1800	1620	4100	60	12000			45, 47, 173	127
Fluorescent CovRguard® – Instant Start														
T12 20	24	47342	F24T12/CW/CVG	24	Single Pin (Fa8)	870	785	4100	60	7500			45, 47, 173	124
40	48	40127	F48T12/CW/CVG	24	Single Pin (Fa8)	2780	2560	4100	60	9000			45, 47, 173	124
		48091	F48T12/SP35/CVG	24	Single Pin (Fa8)	2910	2730	4100	60	9000			45, 47, 173	124
		41144	F48T12/SPX35/CVG	24	Single Pin (Fa8)	2950	2780	3500	82	9000	☞		45, 47, 173	124
50	60	41147	F60T12/CW/CVG	15	Single Pin (Fa8)	3490	3210	4100	60	12000			45, 47, 173	124
55	72	46213	F72T12/SP35/CVG	15	Single Pin (Fa8)	4550	4280	3500	73	12000	☞		45, 47, 173	124
		41151	F72T12/SPX30/CVG	15	Single Pin (Fa8)	4650	4370	3000	82	12000	☞		45, 47, 173	124
		41153	F72T12/SPX35/CVG	15	Single Pin (Fa8)	4650	4370	3500	82	12000	0		45, 47, 173	124
Fluorescent CovRguard® – Instant Start (Continued)														
T12 75	96	46208	F96T12/C50/CVG	15	Single Pin (Fa8)	4460	3920	5000	90	12000	☞		45, 47, 173	124
		40117	F96T12/CW/CVG	15	Single Pin (Fa8)	5960	5480	4100	60	12000			45, 47, 173	124
		41973	F96T12/DX/CVG	15	Single Pin (Fa8)	4360	3920	6500	84	12000	☞	Daylight Delux	45, 47, 173	124
		46215	F96T12/SP35/CVG	15	Single Pin (Fa8)	6300	5920	3500	73	12000	☞		45, 47, 173	124
		41157	F96T12/SPX30/CVG	15	Single Pin (Fa8)	6590	6190	3000	82	12000	☞		45, 47, 173	124
		41158	F96T12/SPX35/CVG	15	Single Pin (Fa8)	6590	6190	3500	82	12000	☞		45, 47, 173	124
		41159	F96T12/SPX41/CVG	15	Single Pin (Fa8)	6590	6190	4100	80	12000	☞		45, 47, 173	124
Fluorescent CovRguard® – Instant Start Watt-Miser® Energy Saving Lamps														
T12 58	96	45993	F96T12/SP35/WMP/CVG	15	Single Pin (Fa8)	5520	5190	3500	75	12000	☞		36, 45, 47, 173	124
60	96	40115	F96T12/CW/WM/CVG	15	Single Pin (Fa8)	5330	4910	4100	60	12000			36, 45, 47, 173	124

SECTION 6 CovRguard® Lamps



Fig. 124



Fig. 127



Fig. 125




Fig. 160

Bulb Watts	MOL (in)	Order Code	Description	Case Qty.	Base	Lumens Initial	Lumens Mean	Color Temp.	CRI Index	Life (hrs)	CRI Flag	Additional Information	Footnotes	Figure Number
Fluorescent CovRguard® – Instant Start Watt-Miser® Energy Saving Lamps (Continued)														
T12 60	96	40124	F96T12/SP35/WM/CVG	15	Single Pin (Fa8)	5520	5200	3500	73	12000			36, 45, 47, 173	124
Fluorescent CovRguard® – Ecolux® Rapid Start Watt-Miser® Lamps (96")														
T12 58	96	45994	F96T12/SP35/WMP/ECOCVG	15	Single Pin (Fa8)	5520	5190	3500	75	12000	Ecolux®		36, 45, 47, 173	124
60	96	40807	F96T12/CW/WM/ECO/CVG	15	Single Pin (Fa8)	5330	4910	4100	60	12000	Ecolux®		36, 45, 47, 173	124
Fluorescent CovRguard® – Mod-U-Line® Watt-Miser® Energy Saving Lamps														
T8	32	22.5	23665	F32T8/SP30U6/CVG	12	Medium BiPin (G13)	2619	2488	3000	78	20000		36, 45, 47, 173	160
			23656	F32T8/SP35U6/CVG	12	Medium BiPin (G13)	2619	2488	3500	78	20000		36, 45, 47, 173	160
			23657	F32T8/SP41U6/CVG	12	Medium BiPin (G13)	2619	2488	4100	78	20000		36, 45, 47, 173	160
			23658	F32T8/SPX30U6/CVG	12	Medium BiPin (G13)	2716	2551	3000	86	20000		36, 45, 47, 173	160
			23659	F32T8/SPX35U6/CVG	12	Medium BiPin (G13)	2716	2551	3500	86	20000		36, 45, 47, 173	160
			23660	F32T8/SPX41U6/CVG	12	Medium BiPin (G13)	2716	2551	4100	86	20000		36, 45, 47, 173	160
T12	35	22.5	23664	F35CW/ECO/U6/CVG/UPC	12	Medium BiPin (G13)	2522	2169	4100	60	18000	Ecolux®	36, 45, 47, 173	160
	40	22.5	23661	F40/SP30/U6/CVG	12	Medium BiPin (G13)	2959	2697	3000	70	14000		36, 45, 47, 173	160
			23662	F40/SP35/U6/CVG	12	Medium BiPin (G13)	2959	2697	3500	73	14000		36, 45, 47, 173	160
			23663	F40/SP41/U6/CVG	12	Medium BiPin (G13)	2959	2697	4100	72	14000		36, 45, 47, 173	160
Fluorescent CovRguard® – Preheat														
T12	15	18	41114	F15T12/CW/CVG	24	Medium BiPin (G13)	735	660	4100	60	9000		45, 47, 173	127
	20	24	46377	F20T12/C50/CVG	24	Medium BiPin (G13)	845	765	5000	90	9000	Chroma 50	45, 47, 173	127
			40125	F20T12/CW/CVG	24	Medium BiPin (G13)	1160	1110	4100	60	9000		45, 47, 173	127
			41000	F20T12/CW/CVG/UPC	24	Medium BiPin (G13)	1160	1110	4100	60	9000		45, 47, 173	127
			46622	F20T12/KB/CVG/UPC	24	Medium BiPin (G13)	1230	1160	3000	70	9000	Kitchen and Bath	45, 47, 174	127
			46218	F20T12/SP35/CVG	24	Medium BiPin (G13)	1230	1160	3500	73	9000		45, 47, 173	127
			41116	F20T12/SPX35/CVG	24	Medium BiPin (G13)	1260	1180	3500	82	9000		45, 47, 173	127
	25	33	41120	F25T12/WW/33/CVG	24	Medium BiPin (G13)	1850	1660	3000	52	7500	Warm White	45, 47, 173	127
Fluorescent CovRguard® – High Output Lamps Recessed Double Contact														
T12	35	24	48090	F24T12/CW/HO/CVG	24	R17d	1570	1300	4100	60	9000		45, 46, 47, 173	125
60	48	40129	F48T12/CW/HO/CVG	24	R17d	3930	3410	4100	60	12000		45, 46, 47, 173	125	
			41969	F48T12/D/HO/CVG	24	R17d	3290	2870	6500	75	12000	Daylight	45, 46, 47, 173	125
			41146	F48T12/SPX35/HO/CVG	24	R17d	4220	3800	3500	82	12000		45, 46, 47, 173	125
75	60	41148	F60T12/CW/HO/CVG	15	R17d	4990	4340	4150	62	12000		45, 46, 47, 173	125	
85	72	40811	F72T12/CW/HO/CVG	15	R17d	6150	5350	4100	60	12000		45, 46, 47, 173	125	
			48094	F72T12/N/HO/CVG	10	R17d	4170	3500	3700	90	12000	Natural	45, 46, 47, 173	125
			46207	F72T12/SP35/HO/CVG	15	R17d	6450	5810	3500	73	12000		45, 46, 47, 173	125
			41152	F72T12/SPX30/HO/CVG	15	R17d	6590	5930	3000	82	12000		45, 46, 47, 173	125
			41154	F72T12/SPX35/HO/CVG	15	R17d	6590	5930	3500	82	12000		45, 46, 47, 173	125
100	84	41156	F84T12/CW/HO/CVG	15	R17d	7460	6490	4100	60	12000		45, 46, 47, 173	125	
110	96	40808	F96T12/CW/HO/CVG	15	R17d	8630	7500	4100	60	12000		45, 46, 47, 173	125	
			46424	F96T12/D/HO/CVG	15	R17d	7370	6410	6500	75	12000	Daylight	45, 46, 47, 173	125
			46430	F96T12/DX/HO/CVG	15	R17d	6400	5440	6500	84	12000	Daylight Delux	45, 46, 47, 173	125
			46210	F96T12/SP35/HO/CVG	15	R17d	8920	8030	3500	73	12000		45, 46, 47, 173	125
			45264	F96T12/SP65/HO/CVG	15	R17d	8630	7760	6500	75	12000		45, 46, 47, 173	125
			41160	F96T12/SPX30/HO/CVG	15	R17d	9070	8160	3000	82	12000		45, 46, 47, 173	125
			41161	F96T12/SPX35/HO/CVG	15	R17d	9070	8160	3500	82	12000		45, 46, 47, 173	125
			41162	F96T12/SPX41/HO/CVG	15	R17d	9070	8160	4100	80	12000		45, 46, 47, 173	125
Fluorescent CovRguard® – Watt-Miser® Energy Saving Lamps														
T12	95	96	40116	F96T12/CW/HO/WM/CVG	15	R17d	7760	6750	4100	60	12000		36, 45, 47, 173	125
			16821	F96T12/CW/HO/WM/ECO/CVG	15	R17d	7760	6285	4100	60	12000	Ecolux®	36, 45, 47, 173	125
			40118	F96T12/SP35/HO/WM/CVG	15	R17d	8090	7290	3500	73	12000		36, 45, 47, 173	125
			40123	F96T12/SP41/HO/WM/CVG	15	R17d	8090	7290	4100	72	12000		36, 45, 47, 173	125

ALPINE CITY BEING
AERONAUTICS



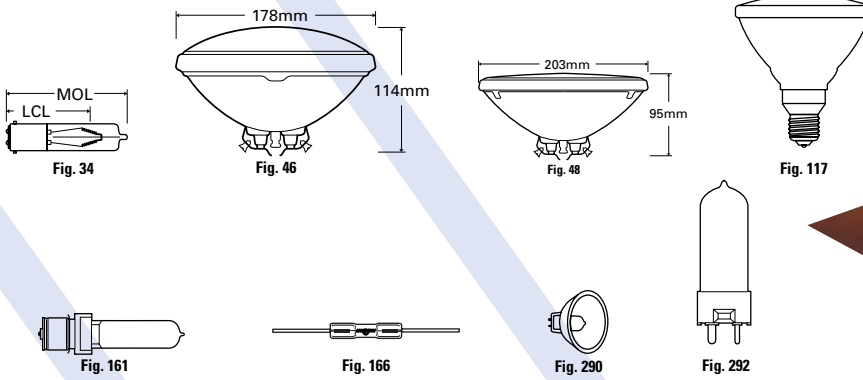
Airport Lighting

FEATURES

- Series design lamps used in runways and taxiways, which are rated by amps
- Substitution of "standard" lamps in series circuits can lead to unsatisfactory performance and FAA non-conformance
- Many parallel devices use "standard" lamps; beacons use Q PAR lamps (see Directional Section)

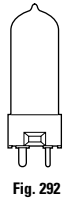
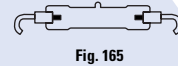
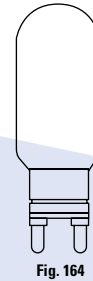
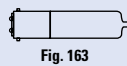
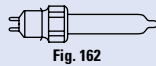
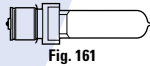

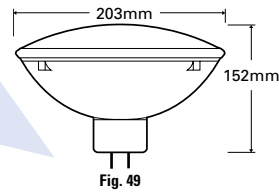
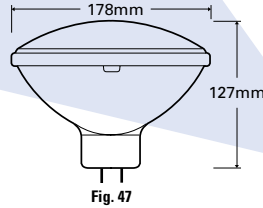
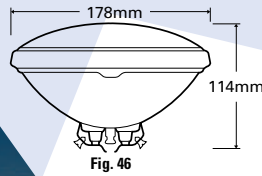
APPLICATIONS

- Airport Runway/Taxiway
- Airport Edgelights, Centerline, Touchdown Zone, Turn-Off
- Civil and Military Airports



Watts	Volts/Amps (A)	Order Code	Description	Case Qty.	Bulb	Base	Filament Type	LCL (in)	MOL (in)	MOL (mm)	Lumens	Color Temp.	CBCP	Life	Burn Position	Filament Dimension (in)	Additional Information	Footnotes	Figure Number
Airfield/Airport																			
30	6.6A	23294 6.6A/T10/1P		60	T10	P28s Med Pf	C-2V	1.50	3.93		400			1000	BD		Clear		161
		11478 EXL		24	T3.5	GZ9.5-2-Pin	C-8	1.00	1.75		375	2900		1000	HD	.05 x .13		64	292
		23522 EZA		20	MR16	GX5.3-2-Pin	C-8		1.75		2900		4500	1000	HD			64	290
32	6.6A	41783 EZA/4		20	MR16	Wire Term	C-8		1.75		2900			1000	HD				64
36	6.0A	35336 THE 436 6A 36W		10	MR11	Leads	CC-6												
40	120	15921 40T10P		60	T10	P28s Med Pf	CC-2V	1.50	3.93		400			1000	BD		Clear		161
45	6.6A	23310 6.6A/PAR56/5		12	PAR56	Scr w Term	C-8		4.50		700			1000			Stippled cover		46
		23295 6.6A/T10P		60	T10	P28s Med Pf	C-2V	1.50	3.93		675			1000	BD		Clear		161
		15937 45PAR38/6.6		12	PAR38	E26 Med Skirt	C-6		5.31				1750	800			Flood		117
		76663 AF6/2 6.6A 45W		100		Prefocus Mycalex Cap	Flat Grid			54	760			600			Order 10076663		
		11482 EXM		24	T3.5	GZ9.5-2-Pin	C-8	1.00	1.75		750	2950		1000	HD	.06 x .19		64	292
		23071 EZC		20	MR16	GX5.3-2-Pin	C-8		1.75		2950			1000	HD			64	290
		23847 Q6 6A/T2 1/2/1CL		12	T2.5	Special	C-8		1.75	44	710			1000			Clear	152	166
		41541 Q45T4/CL		12	T4	GY16 2-Pin PreFoc	C-6	1.54	2.50		835			500	BD		Clear	151	162
		14473 Q45T4/CL/DCR		12	T4	D.C.Prefocus	C-6	1.06	2.60		845	2850		500					34
65	6.6A	32917 Q65T2 1/2/1CL		200	T2.5	Special	C-8				1200			1000					166
100	6.6A	76664 AF6/5T 6.6A 100W		100		Prefocus Cap Mycalex	Flat Grid			60	2100			600			Order 12076664		
120	6	39395 120PAR		12	PAR64	Scr w Term	C-6		4.00		780		180000	3000			Transmissometer. VN spot	20	48
		6.6A 10099 EVV UNIT		24	T4	GZ9.5-2-Pin	C-6 Oval	1.54	2.50		3150	3200		500	BD	.25 x .12		64	292
150	6.6A	11427 EWR UNIT		24	T4	GZ9.5-2-Pin	C-6 Oval	1.54	2.50		4100	3200		500	BD	.25 x .16		64	292

Airport, City, & Emergency Bldg SECTION 7



Watts	Volts/Amps (A)	Order Code	Description	Case Qty.	Bulb	Base	Filament Type	LCL (in)	MOL (in)	MOL (mm)	Lumens	Color Temp.	CBCP	Life	Burn Position	Filament Dimension (in)	Additional Information	Footnotes	Figure Number
Airfield/Airport (Continued)																			
200	6.6A	23298	6.6A/T14P	24	T14	P28s Med Pf	C-13	2.18	5.75		4900				BD		Clear		161
		76666	AF7/2 6.6A 200W	100		Prefocus Mycalex Cap	Flat Grid			54	4800			600			Order 16076666		
		15243	EZL UNIT	24	T4	GZ9.5 2-Pin	C-6 Oval	1.54	2.50		5000	3100		500	BD	.28 x .19		64	292
		38271	06.6A/PAR56/2	12	PAR56	GX16d Mog End Pr	CC-6		5.00	127			16000	1000	BDTH			154	47
		33279	06.6A/PAR56/3	12	PAR56	Scrw Term	CC-6		4.50	114			200000	1000	BDTH			154	46
		18309	06.6A/PAR56/4	12	PAR56	GX16d Mog End Pr	CC-6		5.00					600	BDTH		Prismatic Lens	154	47
		13224	06.6A/PAR 64/2P	6	PAR64	GX16d Mog End Pr	CC-6		4.50	114				2000				154	49
		23857	06.6A/T4/5CL	12	T4	Spec 1" Ribbon	CC-8		3.00	76	5000			500			Clear	152	165
		23860	06.6AT4/DCR	12	T4	Ba15d D C Bay	CC-6	1.06	2.50	64	5150			500			Clear, Ringed	153	163
		40702	Q200T4/CL	12	T4	GY16 2-Pin Prefoc	CC-6	1.54	2.50		4500			500	BD		Clear	151	162
204	6.6A	23300	6.6A/T14/2P	24	T14	P28s Med Pf	C-13	2.18	5.75		4220			500	BD		Clear		161
300	6.6A	13223	06.6A/PAR 64/3P	6	PAR64	GX16d Mog End Pr	CC-6		4.50	114				2000	BDTH			154	49
	20A	32861	Q20A/PAR56/2	12	PAR56	Scrw Term	CC-6		4.50	114			200000	500	A			157	46
		15482	Q20A/PAR56/C	12	PAR56	GX16d Mog End Pr	CC-6		5.00	127				500	A		Teflon Coated	158	47
499	20A	23863	Q20A/PAR56/3	12	PAR56	Scrw Term	CC-6		4.50	114			330000	500	BDTH			154	46
500	20A	15485	Q20A/PAR56/1/C	12	PAR56	GX16d Mog End Pr	CC-6		5.00	127				500	A		Teflon Coated	155	47
		39071	Q500T8/1CL	20	T8	Spec 1" Ribbon	CC-8	2.50	4.25		13400	3200		500	BH		Special bulb	156	165
620	120	21950	620PS40P	24	PS40	P40s Mog Pf	C-9	5.68	10.06		11200			3000			Clear		145
	130	21952	620PS40P	24	PS40	P40s Mog Pf	C-9	5.68	10.06		11200			3000			Clear		145
1000	120	22429	1M/T20BP	12	T20	G38 Mog BiPost	C-13	4.00	9.50		22000			500	BD		Clear-Beacon, HRG	20	164
1200	115	22524	1200T20	12	T20	G38 Mog BiPost	CC-8	4.00	9.50		29600			750	BD		Clear-Beacon, HRG	20, 164	30, 89

Sign

FEATURES

- Clear and colors, with long life, up to 8000 hrs
- Rugged filament construction to reduce premature failure from shock and vibration
- Brass base to minimize freezing in sockets
- In 130 volts; operate at 120V for additional 2x+ life (but 25% less output)

APPLICATIONS

- Marquee Lighting
- Scoreboards
- Time/Temperature Signs
- Message Centers



Fig. 137



Fig. 139




Fig. 149



Fig. 152



Fig. 167

Watts	Volts	Order Code	Description	Case Qty.	Bulb	Base	Filament Type	LCL (in)	MOL (in)	Lumens	CBCP	Beam Spread	Life (hrs)	Burn Position	Additional Information	Footnotes	Figure Number
Sign																	
10	130	12185 10S11N		120	S11	Inter	C-7A	1.62	2.31	80			1000		Clear	60	137
11	130	12575 11S14		120	S14	Med	C-9	2.50	3.50	76			3000		Clear	60	167
		12589 11S14/IF		120	S14	Med	C-9	2.50	3.50	76			3000		I.F.	60	167
		12621 11S14/R		120	S14	Med	C-9	2.50	3.50				3000		Red	60	167
		12632 11S14/Y		120	S14	Med	C-9	2.50	3.50				3000		Yellow	60	167
15	130	19317 15A/GR/CL/8		120	A15	Med	C-9	2.37	3.50				8000		Clear Group Replacement		152
		16215 15A15/CL/BB		120	A15	Med	C-9	2.37	3.50	110			3000		Clear	60	152
		11137 15S14/GR/CL/8		120	S14	Med	C-9	2.50	3.50	90			8000		Clear Group Replacement	60	167
30	130	14129 30A15		120	A15	Med	C-9	2.37	3.50	215			5000		I.F. Changing Message Sign	60	152
		15291 30A15/CL		120	A15	Med	C-9	2.37	3.50	215			5000		Clear Changing Message Sign	60	152
		19358 30A15/8		120	A15	Med	C-9	2.37	3.50	180			8000		I.F.	60	152
		46849 30R20/6		30	R20	Med	C-9		3.93	150			6000	BDTH	Reflector Spot - Light I.F. - Flashing Message	60	149
33	130	42626 33A19/5		120	A19	Med	C-9		3.87	270			2500		Clear-Changing Message Sign. Group Replacement	60	139
50	130	46852 50R20/6		30	R20	Med	C-9		3.93	400	420	45	6000	BDTH	Reflector Spot - Light I.F. - Flashing Message Sign	57, 149, 59, 90	




Traffic Signals

FEATURES

- Rugged construction for shock and vibration resistance
- Long life, up to rated 8000 hours. Built in reflector disk in many types.
- Brass bases to prevent “freezing” in the socket for faster, safer replacement
- Built in fuse to protect other components from filament “arc-out.” Built-in reflector disk to optimize output.
- Available in energy saving Krypton filled Watt-Miser®

APPLICATIONS

- Traffic Signals



Watts	Volts	Order Code	Description	Case Qty.	Bulb	Base	Filament Type	LCL (in)	MOL (in)	Lumens	Life (hrs)	Burn Position	Additional Information	Footnotes	Figure Number	
Traffic Signals																
40	130	15554	40A/TS	120	A21	Med	C-9	2.43	4.37	380	2000	BDTH	Clear	60	140	
54	120	17960	60A21/54WM/TS	120	A21	Med	C-11V	2.43	4.37	530	8000	BDTH	Watt-Miser®. Clear. Krypton	60	140	
		130	17961	60A21/54WM/TS	120	A21	Med	C-11V	2.43	4.37	530	8000	BDTH	Watt-Miser®. Clear. Krypton	60	140
60	120	17968	69A21/60WM/TS	120	A21	Med	C-11V	2.43	4.37	610	8000	BDTH	Watt-Miser®. Clear. Krypton	60	140	
		130	17969	69A21/60WM/TS	120	A21	Med	C-11V	2.43	4.37	610	8000	BDTH	Watt-Miser®. Clear. Krypton	60	140
67	120	38551	67A21/TS	120	A21	Med	C-9	2.43	4.37	635	8000	BDTH	Clear	60	140	
		125	38552	67A21/TS	120	A21	Med	C-9	2.43	4.37	635	8000	BDTH	Clear	60	140
		130	38553	67A21/TS	120	A21	Med	C-9	2.43	4.37	635	8000	BDTH	Clear	60	140
69	120	17323	69A21/TS	120	A21	Med	C-9	2.43	4.37	675	8000	BDTH	Clear	60	140	
		130	17325	69A21/TS	120	A21	Med	C-9	2.43	4.37	675	8000	BDTH	Clear	60	140
75	120	36473	75PAR46/TS	12	PAR46	3 Prong	CC-6		3.87	700	6000				20	
90	125	17972	100A21/90WM/TS	120	A21	Med	C-11V	2.43	4.37	1040	8000	BDTH	Watt-Miser®. Clear. Krypton	60	140	
100	130	18365	100A21/TS	120	A21	Med	C-9	2.43	4.37	1280	3000		Clear. Rated Watts: 98.	60	140	
116	120	19008	116A21/TS	120	A21	Med	C-9	2.43	4.37	1280	8000	BDTH	Clear	60	140	
		125	19009	116A21/TS	120	A21	Med	C-9	2.43	4.37	1280	8000	BDTH	Clear	60	140
		130	19010	116A21/TS	120	A21	Med	C-9	2.43	4.37	1280	8000	BDTH	Clear	60	140
135	120	17973	150A21/135WM/TS	120	A21	Med	C-11V	3.00	4.68	1750	7000	BDTH	Watt-Miser®. Clear. Krypton	60	140	
		130	17974	150A21/135WM/TS	120	A21	Med	C-11V	3.00	4.68	1750	7000	BDTH	Watt-Miser®. Clear. Krypton	60	140
150	115	35327	150PAR46/TS	12	PAR46	3 Prong	CC-6		4.00	1750	6000	H			20	
Lumen Rated Traffic Signal																
165	120	20094	1950L/P25/TS	60	P25	Med	C-9	3.00	4.75	1950	8000		Clear	60	142	
		125	20096	1950L/P25/TS	60	P25	Med	C-9	3.00	4.75	1950	8000		Clear	60	142
		130	20097	1950L/P25/TS	60	P25	Med	C-9	3.00	4.75	1950	8000		Clear	60	142
High Volt Traffic Signal																
40	230	35218	40A1/CL/E27	100	A19	E27				230	3000				139	
		91293	40A1/EXTR/CL/E27	100	A19	E27				230	3000				139	
60	230	35239	60A1/CL/E27	100	A19	E27				380	3000				139	
		91294	60A1/EXTR/CL/E27	100	A19	E27				380	3000				139	
65	240	35240	65A1/CL/E27	100	A19	E27				400	3000				139	
70	230	35239	70A1/CL/E27	100	A19	E27				420	3000				139	
100	230	35246	100A1/CL/E27	15	A19	E27				830	3000				139	
150	230	35245	150A1/CL/E27	15	A19	E27				1250	3000				139	
Multiple Street Lighting																
105	125	42392	105A23/12	120	A23	Med	C-9	4.43	5.93	12000			Clear	60	141	
189	130	19939	189PS25/64	60	PS25	Med	C-9	5.25	6.93	3000			Clear	60	142	
205	125	42663	205PS25/12	60	PS25	Med	C-9	5.25	6.93	12000			Clear	60	142	
295	125	20772	295PS35/58	24	PS35	Mog	C-9	7.00	9.37	3000			Clear	60	144	
327	125	21307	327PS35	24	PS35	Mog	C-9	7.00	9.37	6000			Clear	60	144	
405	120	21408	405PS40/54	24	PS40	Mog	C-9	7.00	9.75	6850	3000		Clear	60	145	

Emergency Building Lighting

FEATURES

- Low voltage, battery driven, low power consumption lighting for emergency exit signs
- In PAR36 sealed beams with flood lenses and small miniature lamps
- Sorted by watts and then volts

APPLICATIONS

- Emergency Building Lighting
- Lanterns

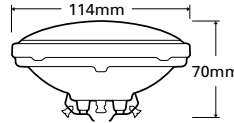


Fig. 42

Watts	Volts	Order Code	Description	Case Qty.	Bulb	Base	Filament Type	MOL (in)	MBCP	10% Spread H	10% Spread V	Life (hrs)	Additional Information	Footnotes	Figure Number
Emergency Building Lighting – Sealed Beam															
6	6	44924 H7556	12 PAR36 Screw Terminals	C-6	2.75	400	30	20	50	77	42				
7.2	6	11421 7672-1	12 PAR36 Slip-on Terminals	C-6	2.75	350	30	20	50						
8	6	41865 7613	12 PAR36 Screw Terminals	C-6	2.75	400	30	20	50						
		45101 7613-1	12 PAR36 Slip-on Terminals	C-6	2.75	400	30	20	50						
		43564 H7551	12 PAR36 Screw Terminals	C-6	2.75	550	30	20	50	77	42				
12		44642 H7555	12 PAR36 Screw Terminals	C-6	2.75	550	30	20	50	77	42				
10	6	43567 H7552	12 PAR36 Screw Terminals	C-6	2.75	650	30	20	50	77	42				
12	6	43570 H7553	12 PAR36 Screw Terminals	C-6	2.75	850	30	20	50	77	42				
	6.4	39585 4042	12 PAR36 Screw Terminals	C-6	2.75	1100	45	20	150						
	12	40588 4044	12 PAR36 Screw Terminals	C-6	2.75	1100	50	25	150						
		10540 4044-1	12 PAR36 Slip-on Terminals	C-6	2.75	1100	50	25	150						
		12720 H7557	12 PAR36 Screw Terminals	C-6	2.75	850	30	20	50	77	42				
18	6.4	24339 4014	12 PAR36 Screw Terminals	C-6	2.75	1500	50	25	200						
20	6	43574 H7554 Bulk	60 PAR36 Screw Terminals	C-6	2.75	1400	30	20	50	77	42				
25	12.8	37046 4446	12 PAR36 Screw Terminals	C-6	2.75	400	80	80	300						



Fig. 168



Fig. 169



Fig. 170

Watts	Volts	Order Code	Description	Case Qty.	Bulb	Base	Filament Type	LCL (in)	MOL (in)	MSCP	Amps	Life (hrs)	Additional Information	Footnotes	Figure Number
Emergency Building Lighting – Miniature															
3	6	44756 909	50 T-5 Wedge	C-2R	0.81	1.49	3	.62A	50						168
3.5	4	44769 914	50 T-5 Wedge	C-6	0.75	1.49	3.5	.90A	50						168
	6.15	15731 149	1000 T-3 1/4 Wedge	C-2R	0.56	1.06	3.5	.53A	15						169
5.4	6	16975 939	50 T-5 Wedge	C-2R	0.81	1.49	5.4	.90A	50						168
7.5	4	13483 926	50 T-5 Wedge	C-2R	0.81	1.49	7.5	1.80A	50						168
8	6	13485 927	50 T-5 Wedge	C-2R	0.81	1.49	8	1.20A	50						168
9	6	43760 784	10 T-2 1/4 G-4 Two Pin	C-6	0.77	1.00	9	1.00A	50	76, 120	170				
11	12	44771 915	50 T-5 Wedge	C-2R	0.81	1.49	11	.75A	50						168
12	6	44754 908	50 T-5 Wedge	C-2R	0.81	1.49	12	1.50A	50						168
13	6	43762 785	10 T-2 1/4 G-4 Two Pin	C-6	0.77	1.00	13	1.33A	50	76, 120	170				
	12	12723 774	10 T-2 1/4 G-4 Two Pin	C-6	0.77	1.00	13	.67A	50	76, 120	170				
15	6	23684 963	4000 T-5 Wedge	C-2R	0.81	1.49	15	2.00A	50						168
19	6	43764 786	10 T-2 1/4 G-4 Two Pin	C-6	0.77	1.00	19	2.00A	50	76, 120	170				
22	12	44500 783	10 T-2 1/4 G-4 Two Pin	C-6	0.77	1.00	22	1.00A	50	76, 120	170				



SECTION 8 Germicidal

FEATURES

- Clear lamps with special UV transmitting glass
- Allows 253.7nm (UV-C) radiation from the mercury discharge to pass through the glass thus penetrating and inactivating the DNA of most micro-organisms
- Used in air, water, and surface purification applications
- Available in T5, T8 Linear and Compact Biax[®], with and without starters
- Stocked in North America and Europe



Fig. 171

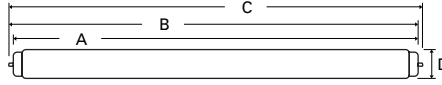


Fig. 172

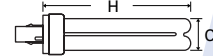


Fig. 173

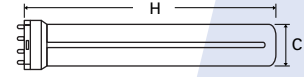


Fig. 174

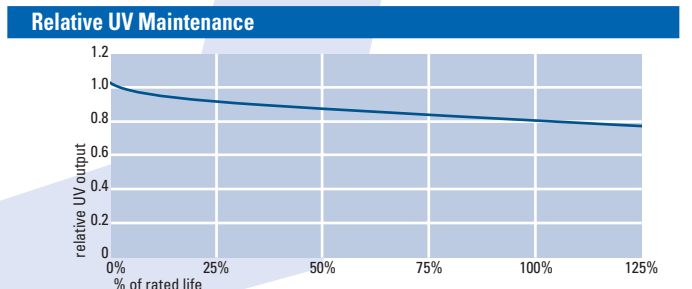
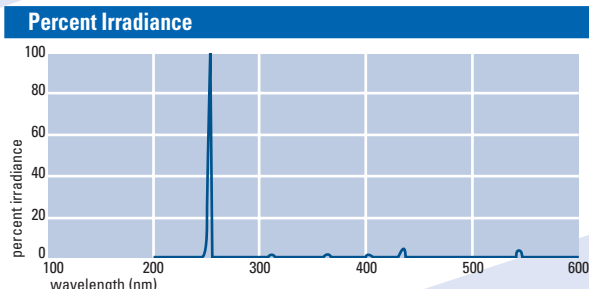
Description	Max A (in)	Max A (mm)	Min B (in)	Min B (mm)	Max B (in)	Max B (mm)	Max C (in)	Max C (mm)	Max D (in)	Max D (mm)	Figure Number
-------------	------------	------------	------------	------------	------------	------------	------------	------------	------------	------------	---------------

Description	Max H (in)	Max H (mm)	Max C (in)	Max C (mm)	Glass OD (in)	Glass OD (mm)	Figure Number
-------------	------------	------------	------------	------------	---------------	---------------	---------------

LFL Lamps											
G4T5	5.4	136	5.53	140.5	5.63	143	5.91	150.1	0.63	16	171
G6T5	8.35	212.1	8.53	216.7	8.63	219.2	8.91	226.3	0.63	16	171
G8T5	11.35	288.3	11.53	292.9	11.63	295.4	11.91	302.5	0.63	16	171
G36T5	33.37	847.5	33.58	853	33.74	857	34.07	885.5	0.63	16	172
G64T5	61.30	1557	61.42	1560.1	61.25	1555.8	62.00	1574.8	0.63	16	172
G15T8	17.22	437.4	17.4	442	17.5	444.5	17.78	451.6	1.10	27.9	171
G25T8	17.22	437.4	17.4	442	17.5	444.5	17.78	451.6	1.10	27.9	171
G30T8	35.22	894.6	35.4	899.2	35.5	901.7	35.78	908.8	1.10	27.9	171
G55T8/HO	35.22	894.6	35.4	899.2	35.5	901.7	35.78	908.8	1.10	27.9	171

CFL Lamps							
GBX5/UVC	3.4	85	1.3	33	0.7	18	173
GBX9/UVC	5.7	145	1.3	33	0.7	18	173
GBX11/UVC	8.5	215	1.3	33	0.7	18	173
GBX13/UVC	6.7	170	1.3	33	0.7	18	173
GBX18/UVC/2G11	8.8	225	1.7	44	0.9	24	174
GBX36/UVC/2G11	16.3	415	1.7	44	0.9	24	174
GBX55/UVC/2G11	21.1	535	1.7	44	0.9	24	174

Bulb	Watts	MOL (in)	MOL (mm)	Order Code	Description	Case Qty.	Base	Volts	Lamp Current	UVC Output	Life (hrs)	Additional Information	Footnotes	Figure Number
Germicidal – Linear T5														
T5	4	5.9	150	15872	G4T5	24	G5 Miniature Bi-Pin	29	0.17	0.9	6000	Clear, Preheat, For Use With Starters	50, 176, 177	171
	6	8.9	226	15873	G6T5	24	G5 Miniature Bi-Pin	42	0.16	1.7	6000	Clear, Preheat, For Use With Starters	50, 176, 177	171
	8	11.9	302	11077	G8T5	24	G5 Miniature Bi-Pin	57	0.145	2.3	7500	Clear, Preheat, For Use With Starters	50, 176, 177	171
	16			16494	G16T5	24	G5 Miniature Bi-Pin			3.2	7500	Clear, Preheat, For Use With Starters	50, 176, 177	171
	39	34.1	886	15874	G36T5	24	Single-Pin (Fa8)	107	0.425	12	9000	Clear, Instant start	50, 176, 177	172
	65	62.0	1575	15864	G64T5	24	Single-Pin (Fa8)	180	0.425	22	7500	Clear, Instant start	50, 176, 177	172
Germicidal – Linear T8														
T8	15	17.8	452	11078	G15T8	24	G13 Medium Bi-Pin	55	0.305	4.8	8000	Clear, Preheat, For Use With Starters	50, 176, 177	171
	25	17.8	452	11082	G25T8	24	G13 Medium Bi-Pin	46	0.58	6.9	8000	Clear, Preheat, For Use With Starters	50, 176, 177	171
	30	35.8	909	11080	G30T8	24	G13 Medium Bi-Pin	99	0.355	12.4	8000	Clear, Preheat, For Use With Starters	50, 176, 177	171
	55	35.8	909	15875	G55T8/HO	24	G13 Medium Bi-Pin	83	0.77	18	8000			171
Germicidal – Biax[®]														
G23	5	4.2	108	16479	GBX5/UVC	100	G23 2-Pin	35	0.18	1.2	8000	Clear, Preheat, Internal Starter	50, 176, 177	173
	9	6.6	167	15877	GBX9/UVC	100	G23 2-Pin	59	0.18	2.4	8000	Clear, Preheat, Internal Starter	50, 176, 177	173
	11	9.3	237	15879	GBX11/UVC	100	G23 2-Pin	89	0.16	3.6	8000	Clear, Preheat, Internal Starter	50, 176, 177	173
GX23	13	7.6	193	15881	GBX13/UVC	100	GX23 2-Pin	59	0.285	3.6	8000	Clear, Preheat, Internal Starter	50, 176, 177	173
2G11	18	9.1	232	15882	GBX18/UVC/2G11	40	2G11 4-Pin	59	0.38	5.5	8000	Clear, Preheat, For Use With Starters	50, 176, 177	174
	36	16.6	422	15883	GBX36/UVC/2G11	40	2G11 4-Pin	107	0.44	12	8000	Clear, Preheat, For Use With Starters	50, 176, 177	174
	55	21.3	542	15885	GBX55/UVC/2G11	25	2G11 4-Pin	101	0.55	17	8000	Clear, Preheat, For Use With Starters	50, 176, 177	174



INSIDE THE MIDWEST'S QUICK SERVICE RESTAURANT HEAT



Incandescent/Quartz Heat Lamps

FEATURES

- Near-infrared source, superior in efficiency to far-infrared such as nichrome wire or metal sheath systems
- Available in conventional incandescent sockets with built-in reflectors
- For industrial applications, highly efficient tubular quartz is widely used in ovens
- Radiating filament length provided for tubular quartz heat lamps

APPLICATIONS

- Product Heating
- Product Baking
- Product Drying
- Product Testing
- Area and Outdoor Heating
- Livestock Farming
- Indoor/Outdoor Spot Heating




Fig. 150





Fig. 175



Watts	Volts	Order Code	Description	Case Qty.	Bulb	Base	Filament Type	Lumens	MOL (in)	Life (hrs)	Burn Position	Additional Information	Footnotes	Figure Number
R40 Incandescent Heat														
125	120	48069	125R40/1 6PK	30	R40	Med	C-9	6.56	5000			Clear Face	181	150
250	120	37770	250R40/1 6PK	30	R40	Med	C-9	2200	6.56	5000		Clear Face	181	150
		46881	250R40/1/CVG	30	R40	Med	C-9	2150	6.56	5000		Clear-covRguard®. Food Warming	181	150
		47724	250R40/1/STG	30	R40	Med	C-9	2150	6.56	5000		Clear-Saf-T-Gard®. Food Warming	181	150
		20724	250R40/4	24	R40	Med Skirt	C-9	7.43	5000			Industrial-Light I.F.	181	175
		37771	250R40/10 6PK	30	R40	Med	C-9	6.56	5000			Chill Chaser. Red, HRG	181	150
375	115	21331	375R40	24	R40	Med Skirt	C-9	7.37	5000	BU		Industrial-Light I.F.	181	175
		21334	375R40/1	24	R40	Med Skirt	C-9	7.5	5000	BU		Industrial-Clear Face	181	175
		21336	375R40/10	24	R40	Med Skirt	C-9	7.5	5000	BU		Industrial-Red Bowl	181	175

Incandescent/Quartz Heat SECTION 9

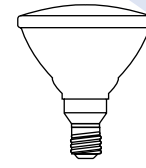


Fig. 116




Fig. 150

Watts	Volts	Order Code	Description	Case Qty.	Bulb	Base	Filament Type	Lumens	MOL (in)	Life (hrs)	Burn Position	Additional Information	Footnotes	Figure Number
High Volt Incandescent Heat														
100	240	92060	100PAR/IR/E27	10	PAR38	E27				5000				116
150	240	91541	150PAR/IR/E27	10	PAR38	E27				5000				116
		28720	150R/IR/CL/E27	9	R40	E27				5000		Clear Face		150
		91372	150R/IR/R/E27	10	R40	E27				5000		Red Face		150
		91288	150R/IR/SA/E27	10	R40	E27				5000		Satin Face		150
175	240	91542	175PAR/IR/E27	10	PAR38	E27				5000				116
250	240	28724	250R/IR/CL/E27	9	R40	E27				5000		Clear Face		150
		91391	250R/IR/R/E27	10	R40	E27				5000		Red Face		150
		91390	250R/IR/SA/E27	10	R40	E27				5000		Satin Face		150
275	240	32569	275R/IR/CL/E27	9	R40	E27				5000		Clear Face		150
		32296	275R/IR/SA/E27	9	R40	E27				5000		Satin Face		150




Fig. 176

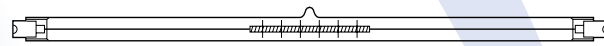


Fig. 177

Watts	Volts	Order Code	Description	Case Qty.	Bulb	Base	Filament Type	Lighted Length (in)	MOL (in)	MOL (mm)	Life (hrs)	Color Temp.	Burn Position	Additional Information	Footnotes	Figure Number
Tubular Quartz Heat																
300	120	39019	QH300T3/CL	12	T3	Slv	C-8	4	8.5	215.0	5000	2400	H		159	176
375	120	21337	QH375T3/CL	12	T3	Slv	C-8	5	8.8	223.8	5000	2400	H		159	176
		38893	QH375T3/CL/7	12	T3	R7s	C-8	5	8.8	220.5	5000	2400	H		159	177
500	120	21788	QH500T3/CL	12	T3	Slv	C-8	5	8.8	223.8	5000	2400	H	Clear	159	176
		21787	QH500T3/CL/7	12	T3	R7s	C-8	5	8.8	220.5	5000	2400	H		159	177
1000	210	22355	QH1000T3/CL	12	T3	Slv	C-8	10	13.8	351.0	5000	2400	H		159	176
	240	22357	QH1000T3/CL	12	T3	Slv	C-8	10	13.8	351.0	5000	2400	H		159	176
		22358	QH1000T3/CL/1	12	T3	Slv	C-8	10	11.9	301.0	5000	2400	H	Clear	159	176
		22365	QH1000T3/2CL/HT	12	T3	Slv	C-8	10	13.8	351.0	5000	2400	H	Clear, High Temp, Constr.	159	176
1200	144	22531	QH1200T3/CL	12	T3	Slv	C-8	6	8.8	223.8	5000	2450	H	Clear	159	176
		22532	QH1200T3/CL/HT	12	T3	Slv	C-8	6	8.8	223.8	5000	2450	H	Clear, High Temp, Constr.	159	176
1600	210	22686	QH1600T3/CL	12	T3	Slv	C-8	16	19.8	503.0	5000	2350	H		159	176
		22699	QH1600T3/CL/7	12	T3	R7s	C-8	16	19.8	498.4	5000	2350	H		159	177
	240	22688	QH1600T3/CL	12	T3	Slv	C-8	16	19.8	503.0	5000	2400	H	Clear	159	176
		22691	QH1600T3/CL/7	12	T3	R7s	C-8	16	19.8	498.4	5000	2400	H		159	177
	277	22695	QH1600T3/CL	12	T3	Slv	C-8	16	19.8	503.0	5000	2400	H		159	176

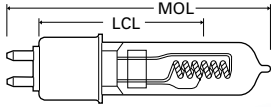


Fig. 8




Fig. 176

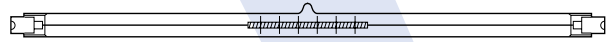


Fig. 177



Fig. 178

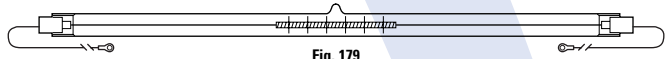


Fig. 179

Watts	Volts	Order Code	Description	Case Qty.	Bulb	Base	Filament Type	Lighted Length (in)	MOL (in)	MOL (mm)	Life (hrs)	Color Temp.	Burn Position	Additional Information	Footnotes	Figure Number
Tubular Quartz Heat																
2000	225	22790	QH2M/T3/CL/HT	12	T3	Slv	C-8	10	13.8	350.8	5000	2450	H	Clear, High Temp, Constr.	159	176
	230	12716	QH2MT3/CL/HT/R	12	T3	Cer/Slv	C-8	11	13.8	352.5	5000	2450	H	Clear, High Temp Reflector	159	178
		18668	QH2MT3/CL/VB	12	T3	Lead	C-8	11	13.8	350.8	5000	2450	H	Clear		159 179
	240	14202	Q2MT3/CL	12	T3	Lead	C-8	10	13.8		5000	2450	H			159 179
		15551	QH2MT3/1CL/HT/VB	12	T3	Slv	C-8	10	11.9	303.0	5000	2450	A	Clear, High Temp, Constr.	159	176
		22789	QH2M/T3/1CL/HT	12	T3	Slv	C-8	10	11.9	303.0	5000	2450	H	Clear, High Temp, Constr.	159	176
2500	480	22838	QH2500T3/CL	12	T3	Slv	C-8	25	28.8	731.0	5000	2400	H	Clear	159	176
		22837	QH2500T3/CL/7	12	T3	R7s	C-8	25	28.8	727.0	5000	2400	H	Clear	159	177
		20718	QH2500T3/CL/VB	12	T3	Slv	C-8	25	28.8		5000	2400	H		159	176
3200	240	40489	QH3200T3/CL 240V	6	T3	Slv	C-8		41.8	1062.0	5000	2400	H	Clear	159	176
	277	40491	QH3200T3/CL 277V	6	T3	Slv	C-8		41.8	1062.0	5000	2400	H	Clear	159	176
3650	480	10872	QH3650T3/CL/5	6	T3	R7s	C-8	38	41.6	1057.0	5000	2500	H		160	177
3800	575	22875	QH3800T3/CL	6	T3	Slv	C-8	38	41.8	1062.0	5000	2500	H		160	176
		13648	QH3800T3/CL/1	6	T3	Slv	C-8	38	41.8		2000	2500	H		160	176
		22878	QH3800T3/CL/VB	6	T3	Slv	C-8	38	41.8	1062.0	5000	2500	A	Clear	160	176
5000	600	22900	QH5M/T3/1CL/HT	12	T3	Slv	C-8	25	28.8	731.8	5000	2500	H	Clear, High Temp, Constr.	159	176
6000	480	23843	Q6M/T3/CL/HT	12	T3	Wire Lead	C-8	10	11.9		100	3250	H	Clear, High Temp, Constr.	162	179
6600	480	13511	QH6600T3/CL	12	T3	Slv	C-8	10	11.9		150		H	Clear	162	176
Jacketed Tubular Quartz Heat																
500	235	20089	HH210	10		Special	C-6		218		5000			Clear Jacketed		178
		20090	HH599	10		Special	C-6		218		5000			Ruby Jacketed		178
1000	235	20091	HH450	10		Special	C-6		348		5000			Ruby Jacketed		178
1500	235	20092	HH451	10		Special	C-6		348		5000			Ruby Jacketed		178
2000	235	20093	HH804	10		Special	C-6		348		5000			Ruby Jacketed		178
Single-Ended Quartz Heat																
1000	120	37635	TPL1000	24	T-6	G9.5	C-8	19		100	450	3100	ANY	Thermal Processing	159	8
	240	17530	TPL1000	24	T-6	G9.5	C-8	19		105	450	3200	ANY	Thermal Processing	159	8

WORLDWIDE TRANSPORTATION



SECTION 10 Non-Automotive Transportation

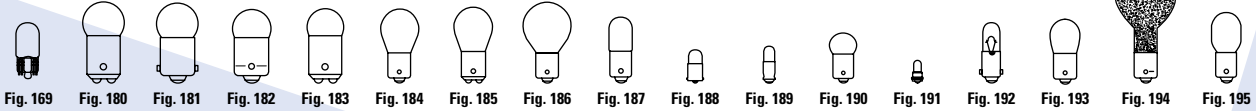
Aircraft

FEATURES

- Miniature and sealed beam for commercial, business, military and pleasure aircraft
- Identified by ANSI number code (Description)
- Incandescent, Halogen and Fluorescent lamps designed/ approved by aircraft manufacturers
- Global distribution

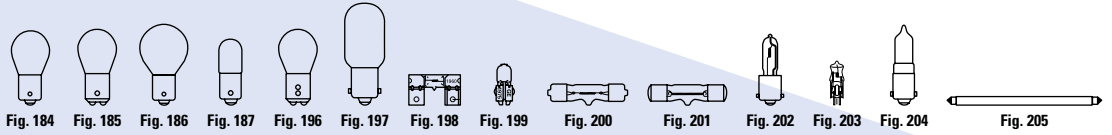
APPLICATIONS

- Landing Lights
- Taxiing
- Instrument
- Wing Tip Markers
- Indicators
- Emergency Exit
- Wing Inspection
- Logo Lighting
- Reading Lamps
- Interior Cabin



Watts	Volts	Order Code	Description	Case Qty.	Bulb	Base	Filament Type	LCL (in)	MOL (in)	MSCP	AMPS	Life (hrs)	Additional Information	Footnotes	Figure Number
Aircraft – Miniature - Sorted by ANSI Lamp Description															
4.4	7	25643 64	50 G-6	D.C. Bayonet	C-2R	0.75	1.44	3	0.63	1000					180
6.6	6.5	25736 81	50 G-6	S.C. Bayonet	C-2R	0.75	1.44	6	1.02	500					181
4.8	28	26112 301	50 G-5	S.C. Bayonet	C-2F	0.69	1.25	3	0.17	500					182
4.8	28	26120 302	50 G-5	D.C. Bayonet	C-2F	0.69	1.25	3	0.17	500					183
8.4	28	26127 303	50 G-6	S.C. Bayonet	C-2F	0.75	1.44	6	0.3	500					181
8.4	28	26136 304	50 G-6	D.C. Bayonet	C-2F	0.75	1.44	6	0.3	500					180
14.3	28	26143 305	50 S-8	S.C. Bayonet	C-2V	1.12	2	15	0.51	300					184
14.3	28	26145 305AF	50 S-8	S.C. Bayonet	C-2V	–	2	–	0.51	300	All frosted				184
14.3	28	26152 306	50 S-8	D.C. Bayonet	C-2V	1.12	2	15	0.51	300					185
18.8	28	26157 307	50 S-8	S.C. Bayonet	C-2V	1.12	2	21	0.67	300					184
18.8	28	26161 307AF	50 S-8	S.C. Bayonet	C-2V	–	2	21	0.67	300	All frosted				184
18.8	28	26168 308	50 S-8	D.C. Bayonet	C-2V	1.12	2	21	0.67	300					185
18.8	28	26171 308AF	50 S-8	D.C. Bayonet	C-2V	–	2	–	0.67	300	All frosted				185
25.2	28	26175 309	10 S-11	S.C. Bayonet	C-2V	1.25	2.38	32	0.9	300					186
36.1	28	26191 311	10 S-11	S.C. Bayonet	C-2V	1.25	2.38	50	1.29	300					186
4.8	28	26212 313	50 T-3 1/4	Miniature Bayonet	C-2F	0.62	1.19	3.5	0.17	500					187
25.2	28	26238 315	50 S-8	S.C. Bayonet	C-2V	1.12	2	32	0.9	300					184
4.2	6	26243 316	50 T-3 1/4	Miniature Bayonet	C-2R	0.62	1.19	3.4	0.7	500					187
1.1	28	28519 327	50 T-1 1/4	S.C. Midget Flanged	C-2F	0.38	0.63	0.34	0.04	4000				113	188
1.2	6	28546 328	50 T-1 1/4	S.C. Midget Flanged	C-2R	0.38	0.63	0.34	0.2	1000				99	188
1.1	14	28567 330	50 T-1 1/4	S.C. Midget Flanged	C-2F	0.38	0.63	0.5	0.08	1500					188
1.1	28	28588 334	50 T-1 1/4	Midget Grooved	C-2F	0.38	0.63	0.34	0.04	4000				113	189
4.8	28	26255 356	50 G-3 1/2	Miniature Bayonet	C-2F	0.5	0.94	3.5	0.17	500				103	190
2.8	28	38918 400	50 T-3 1/4	Wedge	C-2F	0.56	1.06	1.6	0.1	1000					169
4.8	28	39645 464	50 T-3 1/4	Wedge	C-2F	0.56	1.06	3	0.17	1500					169
0.3	5	28706 685 Bulk	1000 T-1	Sub-Midget Flanged	C-2R	0.19	0.38	0.05	0.06	40000				113	191
14.3	28	43132 705	50 S-8	S.C. Bayonet	CC-6	1.12	2	15	0.51	900					184
12.0	6	11014 767	20 T-2 1/4	Miniature Bayonet	C-6	0.56	1.13	19	2	50	Instrument		76		192
19.9	28	27032 1203	10 S-8	S.C. Bayonet	C-2V	1.25	2	21	0.71	400					184
15.7	28	12824 1308	50 B-6	S.C. Bayonet	CC-8	1.06	1.75	16	0.56	2000	Reading				193
14.6	28	27118 1309	50 B-6	S.C. Bayonet	2C-2R	1.06	1.75	15	0.52	300					193
2.5	2.5	32098 1315	50 G-5	S.C. Bayonet	C-6	0.69	1.25	1.75	1	20	Emergency Lighting	118			182
3.1	6	34265 1317	50 B-6	S.C. Bayonet	C-6	1.12	1.75	3.4	0.51	100	Emergency Lighting	118			193
20.0	13	27150 1383	10 R-12	S.C. Bayonet	C-8	–	2.63	–	–	300	Reading Lamp				194
20.0	28	27154 1385	10 R-12	S.C. Bayonet	CC-8	–	2.63	–	–	300	Reading Lamp				194
8.4	28	27392 1495	10 T-4 1/2	Miniature Bayonet	C-2F	0.62	1.38	6	0.3	500				103	195
8.4	28	44842 1495X	10 T-4 1/2	Miniature Bayonet	C-2F	0.62	1.38	6	0.3	500	Gas filled				195
17.1	28	40943 1591	10 S-8	S.C. Bayonet	C-2V	1.12	2	15	0.61	1000				102	184
17.1	28	40945 1591AF	50 S-8	S.C. Bayonet	C-2V	–	2	–	0.61	1000	All frosted			102	184

Non-Automotive Transportation SECTION 10



Watts	Volts	Order Code	Description	Case Qty.	Bulb	Base	Filament Type	LCL (in)	MOL (in)	MSCP	AMPS	Life (hrs)	Additional Information	Footnotes	Figure Number
28	27529	1662	10 S-8	D.C. Index	CC-6	1.25	2	32	.93A	400				102, 104, 107	196
28					C-2V			6	..34A	1000					
22.4	28	27532	1665	50 S-8	S.C. Bayonet	C-2V	1.12	2	21	0.8	1000			102	184
22.4	28	27533	1665AF	50 S-8	S.C. Bayonet	C-2V	-	2	-	0.8	1000	All frosted		102	184
24.6	6	27548	1680	10 S-8	S.C. Bayonet	C-6	1.25	2	32	4.1	300				184
24.6	6	33995	1680X	10 S-8	S.C. Bayonet	C-6	1.25	2	32	4.1	300				184
28.6	28	27557	1683	50 S-8	S.C. Bayonet	2C-6	1.25	2	32	1.02	500	Series filament			184
17.1	28	27566	1691	50 S-8	S.C. Bayonet	2C-2R	1.12	2	15	0.61	1000	Series filament			184
17.1	28	27568	1691AF	50 S-8	S.C. Bayonet	2C-2R	-	2	-	0.61	1000	All frosted			184
17.1	28	27571	1692	10 S-8	D.C. Bayonet	2C-2R	1.12	2	15	0.61	1000	Marine			185
19.5	12.8	27630	1777	10 S-8	S.C. Bayonet	C-2R	1.12	2	26	1.52	400	Tail Light			184
4.1	24	27707	1818	50 T-3 1/4	Miniature Bayonet	C-2F	0.62	1.19	3.3	0.17	250			126	187
1.1	28	27711	1819	50 T-3 1/4	Miniature Bayonet	C-2F	0.62	1.19	0.34	0.04	2500	Indicator			187
2.8	28	27727	1820	50 T-3 1/4	Miniature Bayonet	C-2F	0.62	1.19	1.6	0.1	1000	Indicator			187
2.0	28	27776	1829	50 T-3 1/4	Miniature Bayonet	C-2F	0.62	1.19	1	0.07	1000	Indicator			187
0.6	28	27816	1843	50 T-3 1/4	Miniature Bayonet	C-2F	0.62	1.19	0.2	0.022	3000	Indicator		104	187
4.8	28	27862	1864	50 T-3 1/4	Miniature Bayonet	C-2F	0.62	1.19	3	0.17	1500				187
5.6	28	40383	1873	50 T-3 1/4	Miniature Bayonet	C-2F	0.62	1.19	3	0.2	7000				187
50.1	28	34021	1939X	10 T-7	S.C. Bayonet	C-2V	1.25	2.16	70	1.79	300	Marker		102, 103	197
50.0	14	28008	1940	10 T-7	S.C. Bayonet	C-8Z	1.25	2.16	75	3.57	300	Marker		103	197
50.0	14	45087	1944X	10 T-7	S.C. Bayonet	C-8Z	1.25	2.25	75	3.57	300	Silver Contact-Fil. Oriented		103	197
250.0	28	18617	1946	10 T-3	Two Pin with Leads	CC-6	0.87	1.46	660		50			74	
150.0	28	28011	1958	10 T-4	Tab	CC-8	0.75	2.25	250		300			74	198
25.0	28	28034	1968	10 T-3	Double Slide	C-2V	0.41	1.17	15		500	Gunsight		74, 102	199
100.0	28	28036	1970	10 T-3	Special Sleeve	CC-8	-	2.25	150		1000			102	200
100.0	28	41938	1970X	10 T-3	Special Sleeve	CC-8	-	2.25	140		1000			74, 102	200
100.0	10	38545	1978X	10 T-3	Special	C-8	-	2.15	130		2000	Navigation		74	201
75.0	28	38627	1982	10 T-3	S.C. Bayonet	CC-8	1.06	1.88	110		1000	Navigation		74, 102	202
75.0	28	21061	1982SP	10 T-3	S.C. Bayonet	CC-6	1	1.97	107		2000			74	202
100.0	10	39718	1983	10 T-4	Two Pin	C-8	1.25	1.8	130		2000	Navigation		74	203
250.0	28	44717	1986	10 T-4	Wire Terminal	CC-6	1.03	2	600		100			74	
150.0	28	47695	1987	10 T-4	D.C. Bayonet	CC-6	1.18	2.44	240		700			74	
100.0	10	38535	1988	10 T-3	Special Wire Leads	C-8	-	2.15	130		2000	Gunsight		74	
10.0	12	26697	2059	10 T-2 1/2	Miniature Bayonet	C-8	0.59	1.3	9.1	0.833	4000	Reading Lamp		74	204
10.0	12	26698	2059X	10 T-2 1/2	Miniature Bayonet	C-8	0.59	1.3	8	0.833	4000	Reading Lamp		74	204
18.0	28	34763	2232	50 S-8	S.C. Bayonet	CC-8	1.19	2	18	0.643	2000				184
18.0	28	26702	2232LL	50 S-8	S.C. Bayonet	CC-8	1.19	2	18	0.643	4000	Long Life			184
18.0	28	43134	2232SB	10 S-8	S.C. Bayonet	CC-8	1.19	2	-	0.643	2000	Reflectorized			184
21.4	28	36906	2233	10 S-8	S.C. Bayonet	CC-8	1.19	2	21	0.766	2000				184
200.0	28	19792	2556 BULK	100 T-3	Two Pin	CC-6	0.87	1.46	525		50			74	
250.0	28	19566	2586 BULK	100 T-4	Two Pin with Leads	CC-6	1.3	1.9	600		100			74	
36.1	28	36508	3011	10 S-11	S.C. Bayonet	C-2V	1.25	2.38	44	1.29	1000			102	186
100.0	10	14698	3078	10 T-3	Special	C-8	-	2.15	95		4500	Navigation		74	201
4.0	A.C.	28154	5004CW	24 T-5	Miniature Pinless		6	11.9			7500	Cool White		106, 127, 130	205
4.0	A.C.	28155	5004WW	24 T-5	Miniature Pinless		6	11.1			7500	Warm White		106, 127, 130	205
8.0	A.C.	28160	5008CW	24 T-5	Miniature Pinless		12	35.4			7500	Cool White		106, 127, 130	205
8.0	A.C.	28163	5008WW	24 T-5	Miniature Pinless		12	34.6			7500	Warm White		106, 127, 130	205
13.0	A.C.	28168	5013CW	24 T-5	Miniature Pinless		21	65.2			7500	Cool White		106, 127, 130	205

SECTION 10 Non-Automotive Transportation



Fig. 201




Fig. 205




Fig. 206




Fig. 207

Watts	Volts	Order Code	Description	Case Qty.	Bulb	Base	Filament Type	LCL (in)	MOL (in)	MSCP	AMPS	Life (hrs)	Additional Information	Footnotes	Figure Number
Aircraft – Miniature - Sorted by ANSI Lamp Description (Continued)															
13.0	A.C.	28169 5013VWV	24 T-5 Miniature Pinless	24	T-5	Miniature Pinless		21	62.8			7500	Warm White	106, 127, 130	205
4.0	A.C.	27367 5104CW	24 T-5 Miniature Bi-Pin	24	T-5	Miniature Bi-Pin		6	11.9			7500	Cool White	106, 127, 130	206
4.0	A.C.	28173 5104VWV	24 T-5 Miniature Bi-Pin	24	T-5	Miniature Bi-Pin		6	11.1			7500	Warm White	106, 127, 130	206
6.0	A.C.	12774 5106CW	24 T-5 Miniature Bi-Pin	24	T-5	Miniature Bi-Pin		9	24.7			7500	Cool White	106, 127, 130	206
6.0	A.C.	33612 5106VWV	24 T-5 Miniature Bi-Pin	24	T-5	Miniature Bi-Pin		9	23.9			7500	Warm White	106, 127, 130	206
8.0	A.C.	27466 5108CW	24 T-5 Miniature Bi-Pin	24	T-5	Miniature Bi-Pin		12	35.4			7500	Cool White	106, 127, 130	206
8.0	A.C.	28175 5108VWV	24 T-5 Miniature Bi-Pin	24	T-5	Miniature Bi-Pin		12	34.6			7500	Warm White	106, 127, 130	206
13.0	A.C.	12775 5113CW	24 T-5 Miniature Bi-Pin	24	T-5	Miniature Bi-Pin		21	65.2			7500	Cool White	106, 127, 130	206
13.0	A.C.	28178 5113VWV	24 T-5 Miniature Bi-Pin	24	T-5	Miniature Bi-Pin		21	62.8			7500	Warm White	106, 127, 130	206
50.0	28	26696 A-103	10 T-3 Special	10	T-3	Special	CC-8	-	1.87	60		1000	Navigation	74	201
20.0	28	12571 ML20/OF-28	48 T-8 Disk	48	T-8	Disk	2C-8	-	5.75	-		500	Lumiline. Frosted	101	207

Aircraft Sealed Beam

FEATURES

- PAR36, 46, 56, 64 sizes
- Identified by ANSI description
- In Incandescent and Quartzline® Halogen (Q prefix)
- Sorted by PAR size

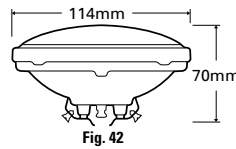


Fig. 42

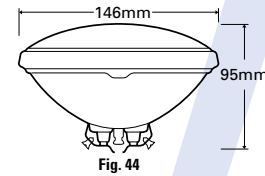
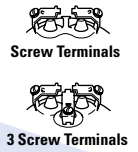
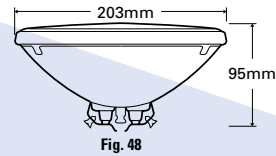
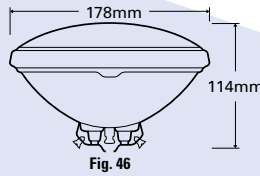
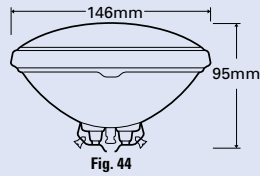


Fig. 44



Watts	Volts	Order Code	Description	Case Qty.	Bulb Size	Base	Filament Type	MOL (in)	MBCP	10% Spread H	10% Spread V	Life (hrs)	Application	Footnotes	Figure Number
PAR36															
50	28.0	24873 4589	12 PAR36 Screw Terminals	12	PAR36	Screw Terminals	CC-6	2.75	5000	Trapezoidal	400	Cockpit Flood, C.I.M.		42	
		23509 4589-1 Bulk	60 PAR36 Slip-On Terminals	60	PAR36	Slip-On Terminals	CC-6	2.75	5000	Trapezoidal	400	Cockpit Flood, C.I.M.		42	
		24887 4593	12 PAR36 Screw Terminals	12	PAR36	Screw Terminals	CC-6	2.75	1500	80	30	400	In-Air Refueling		42
		24640 4505	12 PAR36 Screw Terminals	12	PAR36	Screw Terminals	CC-6	2.75	45000	11	5	400	Navigation		42
100	13.0	22109 Q4509	12 PAR36 Screw Terminals	12	PAR36	Screw Terminals	C-8	2.75	140000	7	7	100	Landing	71	42
		24650 4509	12 PAR36 Screw Terminals	12	PAR36	Screw Terminals	C-6	2.75	110000	12	6	25	Landing Spotlamp		42
		24892 4595	12 PAR36 Screw Terminals	12	PAR36	Screw Terminals	C-6	2.75	60000	14	6	300	Navigation		42
	28.0	24966 4627	12 PAR36 Screw Terminals	12	PAR36	Screw Terminals	CC-6	2.75	3000	80	30	300	Flood		42
		24882 4591	12 PAR36 Screw Terminals	12	PAR36	Screw Terminals	CC-6	2.75	90000	12	6	25	Landing		42
		24891 4594	12 PAR36 Screw Terminals	12	PAR36	Screw Terminals	CC-6	2.75	70000	13	7	300	Navigation		42
150	28.0	45427 4713	12 PAR36 Screw Terminals	12	PAR36	Screw Terminals	2C-6	2.75	4200	50	65	300	Logo		42
		24964 4626	12 PAR36 Screw Terminals	12	PAR36	Screw Terminals	CC-6	2.75	25000	40	9	300	Taxiing		42
250	13.0	25051 4313	12 PAR36 Screw Terminals	12	PAR36	Screw Terminals	CC-6	2.75	140000	16	7	25	Landing	72	42
		34537 Q4631	12 PAR36 Screw Terminals	12	PAR36	Screw Terminals	CC-6	2.75	80000	13	12	500	Landing, Wing Inspection	71	42
		39112 Q4632	12 PAR36 Screw Terminals	12	PAR36	Screw Terminals	CC-6	2.75	75000	14	12	500	Logo	71	42
	28.0	24898 4596	12 PAR36 Screw Terminals	12	PAR36	Screw Terminals	CC-8	2.75	150000	11	12	25	Landing	72	42
		24867 4587	12 PAR36 Screw Terminals	12	PAR36	Screw Terminals	CC-8	2.75	40000	40	13	25	Taxiing	72	42
PAR46															
100	13.0	24742 4537	12 PAR46 Screw Terminals	12	PAR46	Screw Terminals	C-6	3.13	200000	11	6	25	Landing		44
150	28.0	24828 4570	12 PAR46 Screw Terminals	12	PAR46	Screw Terminals	CC-6	3.75	32000	50	9	300	Taxiing		44
250	13.0	24700 4522	12 PAR46 Screw Terminals	12	PAR46	Screw Terminals	C-2	3.13	290000	12	10	25	Landing	115, 124	44
	28.0	24795 4551	12 PAR46 Screw Terminals	12	PAR46	Screw Terminals	CC-6	3.75	75000	50	10	25	Taxiing	124	44
250	28.0	19628 4532	12 PAR46 Screw Terminals	12	PAR46	Screw Terminals	CC8	3.75	75M	12	19	100			44
150	28.0						C2V		14500	16	19	100			44
250	28.0	24799 4553	12 PAR46 Screw Terminals	12	PAR46	Screw Terminals	CC-8	3.13	300000	11	12	25	Landing	124	44
		41452 Q5551	12 PAR46 Screw Terminals	12	PAR46	Screw Terminals	CC-6	3.32	60000	48	12	100	Taxiing	71	44



Watts	Volts	Order Code	Description	Case Qty.	Bulb Size	Base	Filament Type	MOL (in)	MBCP	10% Spread H	10% Spread V	Life (hrs)	Application	Footnotes	Figure Number
PAR46 (Continued)															
450	16.5	33284 4635	12 PAR46 Screw Terminals	12	PAR46	Screw Terminals	C-8	3.75	325000	14	15	25	Landing	72	44
	28.0	24859 4580	12 PAR46 Screw Terminals	12	PAR46	Screw Terminals	CC-8	3.75	400000	13	14	10	Landing	72	44
		24862 4581	12 PAR46 Screw Terminals	12	PAR46	Screw Terminals	CC-8	3.13	400000	13	14	10	Landing	72	44
		24853 4582	12 PAR46 Screw Terminals	12	PAR46	Screw Terminals	CC-8	3.75	20000	50	55	10	Helicopter Flood	72	44
		24802 4554	12 PAR46 Screw Terminals	12	PAR46	Screw Terminals	CC-8	3.13	90000	50	16	25	Taxiing	72	44
		37706 04554	12 PAR46 Screw Terminals	12	PAR46	Screw Terminals	CC-6	2.63	65000	50	11	100	Taxiing	71	44
		41097 04566	12 PAR46 Screw Terminals	12	PAR46	Screw Terminals	CC-6	3.32	150000	16	12	1000	Logo Light	71	44
		37372 04597	12 PAR46 Screw Terminals	12	PAR46	Screw Terminals	CC-6	3.32	16000	60	35	1000	Flood	71	44
		36271 04681	12 PAR46 Screw Terminals	12	PAR46	Screw Terminals	CC-6	2.63	310000	15	9	50	Landing	71	44
PAR56															
450	28.0	24756 4541	12 PAR56 Screw Terminals	12	PAR56	Screw Terminals	C-13	4.5	470000	15	11	25	Landing	72	46
PAR64															
250	28.0	40576 4552	12 PAR64 Screw Terminals	12	PAR64	Screw Terminals	CC-8	3.75	500000	7	8	25	Landing	124	48
600	28.0	40578 4559	12 PAR64 Screw Terminals	12	PAR64	Screw Terminals	CC-6	3.75	600000	11	12	25	Landing	124	48
		40579 04559	12 PAR64 Screw Terminals	12	PAR64	Screw Terminals	CC-6	3.75	600000	12	8	100	Landing	71, 124	48
		42552 04559X	12 PAR64 Screw Terminals	12	PAR64	Screw Terminals	CC-6	3.75	765000	11	7 1/2	100	Landing	71, 125	48
		40577 04629	12 PAR64 Screw Terminals	12	PAR64	Screw Terminals	CC-6	4.81	20000	55	35	1000	Logo Light	71	48
		16784 05559	12 PAR64 Screw Terminals	12	PAR64	Screw Terminals	CC-6	3.75	650000	11	7 1/2	200	Landing	71, 124	48
1000	28.0	40581 4557	12 PAR64 3 Screw Terminals	12	PAR64	3 Screw Terminals	CC8	3.75	540M	11	15	25	Landing/	72, 124	
400	28.0						CC6		100M	25	11	100	Taxiing		
1000	28.0	16152 5557	12 PAR64 3 Screw Terminals	12	PAR64	3 Screw Terminals	CC8	3.75	540M	11	15	50	Landing/	72, 124	
400	28.0						CC6		100M	25	11	100	Taxiing		
1000	115.0	40583 4555	12 PAR64 Screw Terminals	12	PAR64	Screw Terminals	C-13	3.75	600000	20	11	25	Landing	72, 124	48

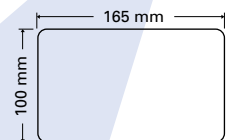
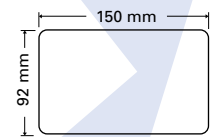
Specialty Sealed Beam

FEATURES

- Rectangular (140mm, 150mm, 165mm sizes) and round (PAR36, 46, 56) sizes
- Incandescent and Halogen (prefix H) technologies
- Clear and colored (suffix A, R, Y) lenses
- Sealed glass parts, which tolerate moisture, salt, time better than metal composite lamps
- Sorted by task, then bulb size, then watts

APPLICATIONS

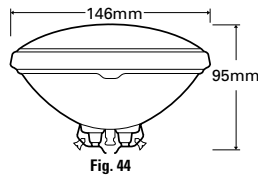
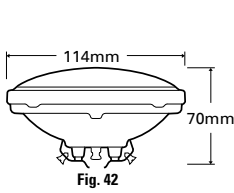
- Heavy Truck Fog/Driving Lamps
- Military Vehicle Headlamps
- Forklift
- Construction/Industrial Equipment
- Fire, Ambulance, Police Vehicles
- Tractor, Combine Lighting



Watts	Volts	Order Code	Description	Case Qty.	Bulb Size	Base	Filament Type	MOL (in)	MBCP	10% Spread H	10% Spread V	Life (hrs)	Application	Footnotes	Figure Number
Truck/Bus Fog/Driving Lamps – 150mm															
37.5	12.8	16484 H9415	12 150mm 2 Right Angle Lugs	12	150mm	2 Right Angle Lugs	C-6	3	12000	45	5	200	Fog	77, 98	114
		17988 H9415A	12 150mm 2 Right Angle Lugs	12	150mm	2 Right Angle Lugs	C-6	3	–	45	5	200	Fog Amber	77, 98	114
50	12.8	16976 H9420	12 150mm 2 Right Angle Lugs	12	150mm	2 Right Angle Lugs	C-6	3	47000	15	5	200	Auto, Driving	77, 98	114
		16482 H9421	12 150mm 2 Right Angle Lugs	12	150mm	2 Right Angle Lugs	C-6	3	4000	45	8	200	Truck, Special Service	77, 98, 116	114
Truck/Bus Fog/Driving Lamps – 165mm															
50	12.8	45110 4912-1	12 165mm Slip-on Terminals	12	165mm	Slip-on Terminals	C-6	4.53	14000	40	7	300	Truck Fog	77	115
		13426 H7921-1 Bulk	16 165mm Slip-on Terminals	16	165mm	Slip-on Terminals	C-6	4.53	23900	35	5	200	Truck Special Service	77, 98, 116	115
100	13	45116 4921-1	12 165mm Slip-on Terminals	12	165mm	Slip-on Terminals	C-6	4.53	25000	40	7	300	Truck, Special Service	77, 116	115



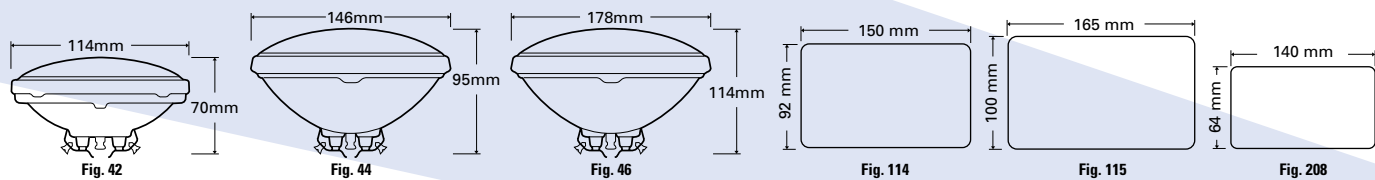
SECTION 10 Non-Automotive Transportation



Watts	Volts	Order Code	Description	Case Qty.	Bulb Size	Base	Filament Type	MDL (in)	MBCP	10% Spread H	10% Spread V	Life (hrs)	Application	Footnotes	Figure Number
Truck/Bus Fog/Driving Lamps – PAR36															
35	12.8	22982 4415	12 PAR36 Screw Terminals			C-6	C-6	2.75	9000	40	5	300	Fog		42
		24499 4415A	12 PAR36 Screw Terminals			C-6	C-6	2.75	7000	40	5	300	Fog, Yellow Lens		42
Truck/Bus Fog/Driving Lamps – PAR46															
35	12.8	24454 4412	12 PAR46 Screw Terminals			C-6	C-6	3.75	11000	40	7	300	Fog		44
		24460 4412A	12 PAR46 Screw Terminals			C-6	C-6	3.75	8800	40	7	300	Fog, Yellow		44
37.5	12.8	49695 H7612	12 PAR46 Screw Terminals			C-6	C-6	3.75	15000	40	7	450	Fog	77	44
40	12.8	24572 4434A	12 PAR46 Screw Terminals			C-6	C-6	3.75	1000	55	25	100	Bus Signal, Amber Lens		44
50	12.8	45058 H7621-1 Bulk	24 PAR46 Slip-on Terminals			C-6	C-6	3.75	20000	50	7	200	Truck Special Service	77, 98, 116	
100	13	24539 4421	12 PAR46 Slip-on Terminals			C-6	C-6	3.75	23000	50	7	300	Truck, Special	116	
Military, Forklift and Construction Equipment (CIM) – PAR36															
50	28.0	24981 4825R	12 PAR36 3 Screw Terminals			C-2V	C-2V	2.75	200	-	-	200	C.I.M. Stop/Tail Red Lens		
18	28.0					C-2V	C-2V		40			200			
50	28	12961 4402A	12 PAR36 Screw Terminals			C-6	C-6	2.75	1000	50	25	400	CIM Signal		42
		24627 4502	12 PAR36 Screw Terminals			C-6	C-6	2.75	10000	40	7	400	Headlamp, Military		42
60	28	44724 4752	12 PAR36 Screw Terminals			2C-6	2C-6	2.75	2000	50	25	800	C.I.M. Flood		42
	36	39362 4350	12 PAR36 Slip-on Terminals			C-2V	C-2V	2.75	2100	Trapezoidal		400	Electric Truck Work Light	104	
	80	39366 4340	12 PAR36 Slip-on Terminals			C-2V	C-2V	2.75	2500	Trapezoidal		400	Electric Truck Work Light	104	
110	28.0	24980 4811	12 PAR36 3 Contact Lugs			CC6	CC6	3	SAE			400	Headlamp, Military		
55	28.0					CC6	CC6					400			
Military, Forklift and Construction Equipment (CIM) – PAR46															
40	12.5	24726 4531	12 PAR46 Screw Terminals			C-6	C-6	3.75	30000	20	5	400	Headlamp, Military		44
60	13	24613 4478	12 PAR46 2 Contact Lugs			2C-6	2C-6	4	1600	56	32	800	C.I.M. Flood	98	
	28	25005 4578	12 PAR46 2 Contact Lugs			2C-6	2C-6	4	1600	55	30	800	C.I.M. Flood		
		24995 4880	12 PAR46 2 Contact Lugs			2C-6	2C-6	4	6000	-	-	800	C.I.M. Headlamp		
80	28.0	25009 4579	12 PAR46 3 Contact Lugs			CC6	CC6	4	24M	25	25	400	C.I.M. Headlamp		
60	28.0					CC6	CC6		11M	7	7	400			
150	28	24833 4572	12 PAR46 Screw Terminals			CC-6	CC-6	3.75	4500	55	55	300	Flood, Military		44
		24830 4571	12 PAR46 Screw Terminals			CC-6	CC-6	3.75	7000	80	25	300	Flood, Special Service		44
Military, Forklift and Construction Equipment (CIM) – PAR56															
50	28.0	24973 4800	12 PAR56 3 Contact Lugs			CC6	CC6	5	SAE			400	Headlamp, Military		
40	28.0					CC6	CC6					400			
Emergency Vehicle – PAR36															
18	12.8	24478 4414	12 PAR36 Screw Terminals			C-6	C-6	2.75	1500	50	25	300	Warning Signal, Garden		42
		24483 4414A	12 PAR36 Screw Terminals			C-6	C-6	2.75		50	25	300	Warning, Garden, Amber Lens		42
		24487 4414R	12 PAR36 Screw Terminals			C-6	C-6	2.75	275	50	25	300	Warning, Garden, Red Lens		42
		39987 7414Y	12 PAR36 Screw Terminals			C-6	C-6	2.75	1000	50	25	300	Signal, Light Yellow Lens		42
30	12.8	24506 4416A	12 PAR36 Screw Terminals			C-6	C-6	2.75	26000	11	4	300	Signal, Yellow Lens Cover		42
		24513 4416R	12 PAR36 Screw Terminals			C-6	C-6	2.75	4000	11	4	300	Signal, Red Lens Cover		42
35	12.8	40190 7400	12 PAR36 Slip-on Terminals			C-6	C-6	2.75	33000	12	5	300	Signal, Rotating Beacon		42
		42385 7400-1 Bulk	60 PAR36 Screw Terminals			C-6	C-6	2.75	33000	12	5	300	Signal, Rotating Beacon		42
37.5	12.8	42841 H7600	12 PAR36 Screw Terminals			C-6	C-6	2.75	60000	9	4 ½	300	Signal, Rotating Beacon	77	42
100	13	11524 4509Y	12 PAR36 Screw Terminals			C-6	C-6	2.75	-	12	6	25	Special Service		42
Emergency Vehicle – PAR46															
35	12.8	24582 4436	12 PAR46 Screw Terminals			C-6	C-6	3.75	60000	10	4	300	Signal		44
80	14	19632 4636-3	12 PAR46 Combination			C-6	C-6	3.75	90000	9	7 ½	200	Signal		44
138	26	24721 4530	12 PAR46 Screw Terminals			4CC-8	4CC-8	3.75	100000	11	11	50	Signal, Flashing		44



Non-Automotive Transportation SECTION 10



Watts	Volts	Order Code	Description	Case Qty.	Bulb Size	Base	Filament Type	MOL (in)	MBCP	10% Spread H	10% Spread V	Life (hrs)	Application	Footnotes	Figure Number
Emergency Vehicle – PAR56															
170	26	25153 6045	12 PAR56 Screw Terminals	CC-6	4.5	230000	9	8	100	Signal					46
Tractor – 140mm															
37.5	12.8	18350 H4360 Bulk	48 140mm 2 Right Angle Lugs	C-6	3	2000	Trapezoidal	320	Tractor					77, 98	208
		41453 H5360 Bulk	48 140mm 2 Right Angle Lugs	C-6	3	2000	Trapezoidal	900	Tractor Work Light					98	208
Tractor – 150mm															
50	12.8	15769 H9406	12 150mm 2 Right Angle Lugs	C-6	3	1350	70	30	400	Tractor, Flood, Halogen				77, 98	114
		15771 H9411	12 150mm 2 Right Angle Lugs	C-6	3	5400	Trapezoidal	400	Tractor, Trapezoidal					77, 98	114
		15772 H9414 Bulk	48 150mm 2 Right Angle Lugs	C-6	3	2700	45	20	400	Tractor Medium Flood				71	114
Tractor – 165mm															
50	12.8	45113 4913-1 Bulk	16 165mm Slip-On Terminals	C-6	4.53	1350	80	20	400	Farm Tractor, Flood				77	115
65	12.8	23250 H7913HIR Bulk	16 165mm 2 Contact Lugs	C-8	4.8	4000	70	20	800	Farm Tractor, Flood Infrared				105	115
Tractor – PAR36															
25	6.4	24654 4510	12 PAR36 Screw Terminals	C-6	2.75	800	80	20	300	Tractor Flood, Emergency				98	42
30	6.2	24663 4511	12 PAR36 Screw Terminals	C-6	2.75	2300	Trapezoidal	300	Tractor					98	42
35	12.8	24430 4406	12 PAR36 Screw Terminals	C-6	2.75	600	80	30	300	Tractor, Flood				98	42
		24439 4410	12 PAR36 Screw Terminals	C-6	2.75	600	80	30	300	Backup Lamp, Tractor Flood				98	42
		24448 4411	12 PAR36 Screw Terminals	C-6	2.75	3000	Trapezoidal	300	Tractor					98	42
		37889 4411-1	12 PAR36 Slip-on Terminals	C-6	2.75	3000	Trapezoidal	300	Tractor					98	
		48032 4411-3 Bulk	60 PAR36 Combination	C-6	2.75	3000	Trapezoidal	300	Tractor					98	
		24542 4422	12 PAR36 Screw Terminals	C-6	2.75	600	75° Cone	300	Tractor					98	42
40	12.8	39932 4440X	12 PAR36 3 Contact Lugs	C-6	3	6000	40	7	320	Tractor				98	
40	12.8			C-6		4500	33	9	320						
40	12.8	39748 4440X-1	12 PAR36 3 Slip-On Terminals	C-6	2.75	6000	40	7	320	Tractor				98	
40	12.8			C-6		4500	33	9	320						
40	12.8	40176 4460X	12 PAR36 3 Screw Terminals	C-6	2.75	6500	22	10	320	Tractor				105	
40	12.8			C-6		5000	22	13	320						
40	12.8	17674 H4460X Bulk	60 PAR36 3 Screw Terminals	C-6	2.75	11000	22	10	320	Tractor				77	
40	12.8			C-6		8500	22	13	320						
50	12.8	14616 H7606	6 PAR36 Screw Terminals	C-6	2.75	1000	80	30	400	Tractor, Flood				77, 98	42
		14618 H7610	6 PAR36 Screw Terminals	C-6	2.75	5200	Trapezoidal	400	Tractor					77, 98	42
60	12.8	24592 4461	12 PAR36 Screw Terminals	C-6	2.75	6000	Trapezoidal	300	Tractor					77, 98	42
		24596 4466	12 PAR36 Screw Terminals	C-6	2.75	1000	80	30	300	Tractor					42
65	12.8	17672 H7607 Bulk	60 PAR36 Screw Terminals	C-6	2.75	1500	Non-symmetrical	600	Tractor Flood					77, 98	42
Tractor – PAR46															
25	6.4	24327 4013	12 PAR46 Screw Terminals	C-6	3.75	800	80	20	300	Tractor, Flood					44
30	6.2	24369 4019	12 PAR46 Screw Terminals	C-6	3.75	1200	Trapezoidal	300	Tractor					98	44
35	12.8	22981 4413	12 PAR46 Screw Terminals	C-6	3.75	1100	80	20	300	Tractor, Flood				77, 98	44
		24531 4419	12 PAR46 Screw Terminals	C-6	3.75	1600	Trapezoidal	300	Tractor					98	44
50	12.8	14617 H7609	6 PAR46 Screw Terminals	C-6	3.75	2200	80	20	400	Tractor Flood				77, 98	44
		14619 H7619	6 PAR46 Screw Terminals	C-6	3.75	6000	Trapezoidal	400	Tractor					77, 98	44

SECTION 10 Non-Automotive Transportation

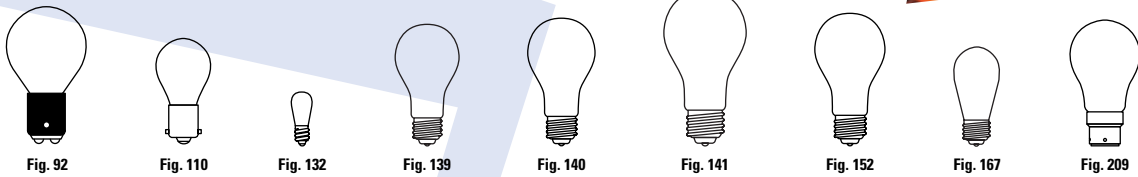
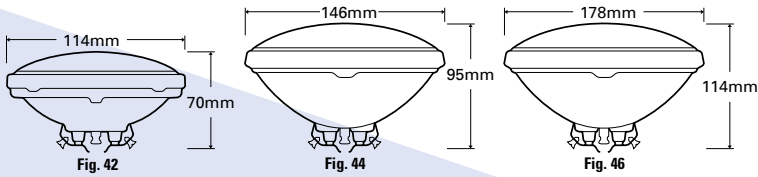
Railway

FEATURES

- Railway signals have low voltage compact filaments and base systems which insure accurate filament positioning
- Reliable sealed PAR lamps are used for locomotive headlamps
- Variety of clear, frosted (IF), and vibration resistant (RS) lamps for steam (34V) and electric/diesel (75V) locomotives

APPLICATIONS

- Railroad Signals
- Locomotives
- Street Cars
- Cab Indicators
- Cab Lighting
- Locomotive Markers



Watts	Volts	Order Code	Description	Case Qty.	Bulb	Base	Filament Type	LCL (in)	MOL (in)	Lumens	MBCP	Life	Additional Information	Footnotes	Figure Number
Railway															
5	34	11182 5S14	120 S14	Med	C-9	2.48	3.5					1000			167
6	30	11331 6S6 24PK	24 S6	Cand	C-2V	1.37	1.87	50				1500	Clear		132
		32 43397 6S6 BB	24 S6	Cand	C-2V	1.37	1.87	50				1500	Clear	60	132
13.5	10	12649 13/3 1/2 S11/95	120 S11	SC Bay	CC-6 C-12	1.25	2.37	180				1000	Clear, Signal, Filament in Multiple	131	110
15	34	12784 15A	120 A15	Med	C-9	2.37	3.56	180				1000	IF	60, 69	152
	75	13188 15S11/3DC	120 S11	DC Bay	C-9	1.25	2.37	138				1000	Clear		92
	34	42590 15S14/FBB	120 S14	Med	C-9	2.5	3.5	144				1000	Frost	60	167
18	10	13659 18/3 1/2S11SC	120 S11	SC Bay	CC-6	1.25	2.37	300				1000	Clear, Signal, Filament in Multiple	131	110
		13655 18S11/1SC	120 S11	SC Bay	CC-6	1.25	2.37	200				2000	Clear- Signal Light	131	110
20	10	19549 20S11/1SC	120 S11	SC Bay	CC-6	1.25	2.37					3000	Signal		110
21.5	10	13644 18/3 5A15/5	120 A15	2-Lug Slv	CC-6	2.21	3.75	235				1500	Clear- Signal, Filament in Multiple	131, 133	209
25	10	14575 25S11/4SC	120 S11	SC Bay	CC-6	1.25	2.37	360				1000	Clear	131	
	34	13784 25A	120 A19	Med	C-9	2.56	3.87	390				1000	IF	69	139
	75	13744 25A15/RS	120 A15	Med	C-9	2.5	3.46	250				1000	IF, RS	69	152
30	75	15012 30S11DC	120 S11	DC Bay	C-7A	1.25	2.37	350				500	Clear-Train Marker Control, BDTH	134	92
		17948 30S11DC/RS	120 S11	DC Bay	C-9	1.25	2.37	300				2000	Clear, RS		92
40	70	72961 40A21/CL	120 A21	Med	C-9	2.9	4.25	510				200		60	140
50	30	16385 50A21	120 A21	Med	C-9	3.43	4.87	805				1000	IF	69	140
	34	16390 50A21	120 A21	Med	C-9	3.43	4.87	805				1000	IF	69	140
	75	16201 50A19/RS/SH	120 A19	Med	C-9	2.5	3.87	545				1000	IF, RS	58, 61, 69	139
60	38	17210 60PAR/1 12PK	12 PAR46	Scrw Term	CC-2V		4.37			30000	800			20, 136	44
		17212 60PAR/2/R	12 PAR46	Scrw Term	CC-2V		3.75				800		Red Lens-Train Warning	20, 136	44
		17207 60PAR 12PK	12 PAR46	Scrw Term	CC-2V		3.75			30000	800			20, 136	44
88	75	39817 88PAR36/FL	12 PAR36	Scrw Term	CC-6		2.75	810				1500	Projector-Train Warning	20	42
100	12	18512 100A23	120 A23	Med	C-6	4.43	5.93	1750				1000	IF	69	141
	34	17904 100A	120 A23	Med	C-9	4.43	5.93	2160				1000	IF	69	141
200	30	20122 200PAR	12 PAR56	Scrw Term	CC-8		4.5	230000		350			Locomotive Headlight	20, 137	46
350	75	19866 350PAR56/SP	12 PAR56	Scrw Term	CC-8		4.5	6200				500	Ditch Light-Locomotive	20, 23, 139	46

Mining Lamps

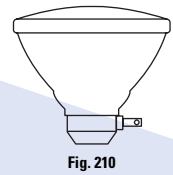
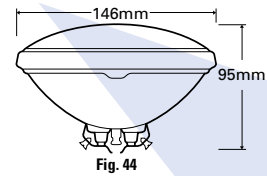


FEATURES

- Designed to last longer than standard lamps, lowering maintenance costs
- Built to withstand shock and vibration for longer effective life with special supported filaments
- For incandescent non-PAR lamps use "Rough Service" lamps in Specialty Incandescent section

APPLICATIONS

- Underground Lighting
- Mining Equipment
(see also CIM Sealed Beams)



Watts	Volts	Order Code	Description	Case Qty.	Bulb	Base	Filament Type	MOL (in)	Lumens	MBCP	Beam Spread	Life	Color Temp.	Additional Information	Footnotes	Figure Number
Mining Lamps																
65	120	12846	75PAR/3FL/65WM	12	PAR38	Med Sid Pr	CC-6	4.3	675	1750	30	2000	2675	Compact Flood	20, 182	210
		12847	75PAR/3SP/65WM	12	PAR38	Med Sid Pr	CC-6	4.3	675	5900	14	2000	2675	Compact Spot	20, 182	210
75	120	17682	75PAR/3FL/MINE	12	PAR38	Med Sid Pr	CC-6	4.3	765	1750	33	2000	2725	Flood	20, 182	210
		17664	75PAR/3SP/MINE	12	PAR38	Med Sid Pr	CC-6	4.3	765			2000	2725	Spot	20, 182	210
100	12	18822	100PAR38/FL	12	PAR38	Med Sid Pr	C-6	4.3	1400	2200	60	1000		Flood	20, 60, 182	210
120	120	12808	150PAR/3FL/120WM	12	PAR38	Med Sid Pr	CC-6	4.3	1370	3600	30	2000	2725	Watt-Miser [®] , Flood	20, 182	210
		12810	150PAR/3SP/120WM	12	PAR38	Med Sid Pr	CC-6	4.3	1370	9200	18	2000	2725	Watt-Miser [®] , Spot	20, 182	210
150	32	19512	150PAR46/1	12	PAR46	Scrw Term	CC-8	3.75	1950	100000		800		Mine Locomotive Headlight	20, 182	44
120		19503	150PAR/3FL/MINE	12	PAR38	Med Sid Pr	CC-6	4.3	1740	3100	36	2000	2775	Flood	20, 144, 182	210
		19487	150PAR/3SP-MINE	12	PAR38	Med Sid Pr	CC-6	4.3	1740	12000	16	2000		Spot	20, 144, 182	210
125		19517	150PAR46	12	PAR46	Scrw Term	C-13	3.75	1250			1000		Mine Locomotive Headlight	20, 182	44
130		19505	150PAR/3FL/MINE	12	PAR38	Med Sid Pr	CC-6	4.3	1740	3100	36	2000		Flood	20, 144, 182	210
		19489	150PAR/3SP/MINE	12	PAR38	Med Sid Pr	CC-6	4.3	1740	12000	16	2000		Spot	20, 144, 182	210

SECTION 10 Non-Automotive Transportation

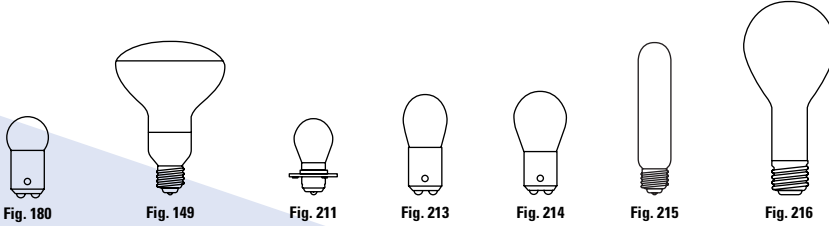
Marine/Boats

FEATURES

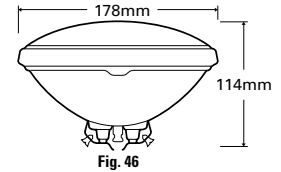
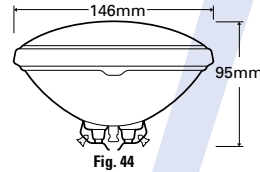
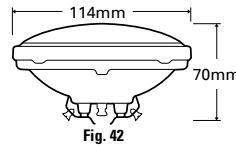
- Marine signal and running lights, spotlamps and searchlights
- Generally dual contact, brass bases for corrosive atmosphere

APPLICATIONS

- Boats
- Ships



Watts	Volts	Order Code	Description	Case Qty.	Bulb	Base	Filament Type	LCL (in)	MOL (in)	Lumens	Life (hrs)	Additional Information	Footnotes	Figure Number
Marine/Boats – Miniature and Incandescent														
12		23478 .55A/S8		100	S8	SC Pf	C-8	1.12	2		500	Clear- Signal. Spiral lead	147	211
12		23501 .77A/S8		100	S8	SC Pf	C-8	1.12	2		500	Clear- Signal. Spiral lead	147	211
5.4	34	27044 1224		50	G-6	D.C. Bayonet	C-2F	0.69	1.44	48	500	.16A	126	180
6.6	6.5	25751 82		50	G-6	D.C. Bayonet	C-2R	0.75	1.44	75	500	1.02A		180
7.5	13	25794 90		50	G-6	D.C. Bayonet	C-2R	0.75	1.44	75	750	.58A		180
8	13.5	25692 68		50	G-6	D.C. Bayonet	C-2R	0.81	1.44	50	5000	.59A	98	180
10.4	28	26567 624		50	G-6	D.C. Bayonet	2C-2V	0.75	1.44	75	1000	.37A		180
12	12.8	26726 1004		50	B-6	D.C. Bayonet	C-6	1.06	1.75	188	200	.94A		213
13.3	12.8	25829 94		50	S-8	D.C. Bayonet	C-6	1.12	2	188	700	1.04A		214
28.5	28	27504 1638		50	S-8	D.C. Bayonet	2C-6	1.25	2	402	500	1.02A		214
50	115	16726 50/50T12		24	T12	3C Med	C-5 C-9	3	5.31	400	750	Clear-2-filament Running Light	60	215
	120	16535 50/50P25/28		60	P25	3C Mog	C-5 C-9	3.31	5.06	400	750	Clear-2-filament Running Light	146	216
110	120	46859 110R30/FL/RS/1		30	R30	Med	C-17		5.375	1080	2000	Reflector Flood. I.F. Rough Service	60, 178, 149	183



Watts	Volts	Order Code	Description	Case Qty.	Bulb Size	Base	Filament Type	MOL (in)	MBCP	10% Spread H	10% Spread V	Life (hrs)	Additional Information	Footnotes	Figure Number
Marine/Boats – Sealed Beams															
100	12	24768 4545	12 PAR56	Screw Terminals	C-6	4.5	225000	9	5	100	Searchlight	46			46
	12.5	24764 4543	12 PAR56	Screw Terminals	C-6	4.5	250000	9	5	50	Spotlamp	46			46
	13	41503 4509X	12 PAR36	Screw Terminals	C-6	2.75	110000	12	6	25	Spotlamp	42			42
		24690 4519	12 PAR36	Screw Terminals	C-6	2.75	30000	40	7	25		42			42
		39022 4537X	12 PAR46	Screw Terminals	C-6	3.13	200000	11	6	25	Spotlamp	44			44

SECTION 11 Miniature Low Voltage

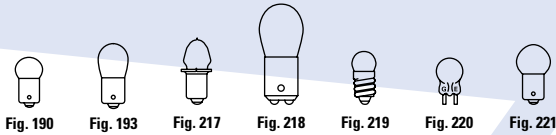
Miniature Low Voltage Indicators and Illuminators

FEATURES

- Low voltage lighting offers increased strength in shock and vibration
- Compact lamps in both Incandescent and Halogen
- Safer low voltage illumination
- Sorted by bulb shape, base


APPLICATIONS

- Battery/Transformer Devices (Except Aircraft and Auto)
- Flashlights and Lanterns
- Medical, Microscopes, Other Instruments
- Emergency Lighting
- Telephone and Other Indicator Lights
- European "H" Halogen Lamps
- Coin Machines, Strip Lighting, Pinball, Toys
- Garden Lighting



Order Code	GE Lamp	Case Qty. BP/* Unit	Primary Application	Volts	Amps or Watts	MSCP	Bulb	Base	Filament Design	LCL	MOL	Life (hrs)	Footnotes	Figure Number
B-3 1/2 Bulbs – S.C. Miniature Flanged														
22961	KPR102	48*	Flashlight – 2D Krypton	2.4	.70A	1.3	B-3 1/2	S.C. Miniature Flanged	C-2R	0.25	1.25	15 118		217
23151	KPR104	48*	Flashlight – 2D Krypton	2.2	.47A	0.47	B-3 1/2	S.C. Miniature Flanged	C-2R	0.25	1.25	15 118		217
23153	KPR113	48*	Flashlight – 4D Krypton	4.8	.75A	4.1	B-3 1/2	S.C. Miniature Flanged	C-2R	0.25	1.25	20 118		217
23154	KPR118	48*	Flashlight – 6D Krypton	7.2	.55A	5.2	B-3 1/2	S.C. Miniature Flanged	C-2R	0.25	1.25	15 118		217
25181	PR2	50	Flashlight – 2D Cells	2.38	.50A	0.8	B-3 1/2	S.C. Miniature Flanged	C-2R	0.25	1.25	15 118		217
25193	PR3	50	Flashlight – 3D Cells	3.57	.50A	1.5	B-3 1/2	S.C. Miniature Flanged	C-2R	0.25	1.25	15 118		217
12677	PR4	48*	Flashlight – 2C Cells	2.33	.27A	0.4	B-3 1/2	S.C. Miniature Flanged	C-2R	0.25	1.25	10 118		217
25222	PR6	50	Flashlight – 2D Cells	2.47	.30A	0.45	B-3 1/2	S.C. Miniature Flanged	C-2R	0.25	1.25	30 118		217
25235	PR7	50	Flashlight – 3D Cells	3.7	.30A	0.9	B-3 1/2	S.C. Miniature Flanged	C-2R	0.25	1.25	30 118		217
25252	PR12	50	Flashlight – 5D Cells	5.95	.50A	3.1	B-3 1/2	S.C. Miniature Flanged	C-2R	0.25	1.25	15 118		217
25262	PR13	50	Lantern – 4F Cells	4.75	.50A	2.2	B-3 1/2	S.C. Miniature Flanged	C-2R	0.25	1.25	15 118		217
25289	PR18	50	Flashlight – 6D Cells	7.2	.55A	5.5	B-3 1/2	S.C. Miniature Flanged	C-2R	0.25	1.25	3 103, 118		217
B-6 Bulbs – D.C. Bayonet														
25988	210	50	Instrument	6.5	1.78A	15	B-6	D.C. Bayonet	C-6	1.06	1.75	100		218
26726	1004	50	Auto Interior and Marine	12.8	.94A	15	B-6	D.C. Bayonet	C-6	1.06	1.75	200		218
B-6 Bulbs – S.C. Bayonet														
36147	105	50	Auto Interior – Heavy Duty	12.8	1.00A	12	B-6	S.C. Bayonet	C-6	1.06	1.75	500		193
26709	1003	50	Auto Interior	12.8	.94A	15	B-6	S.C. Bayonet	C-6	1.06	1.75	200		193
G-3 1/2 Bulbs – Miniature Bayonet														
25529	51	50	Indicator	7.5	.22A	1	G-3 1/2	Miniature Bayonet	C-2R	0.5	0.94	1000		190
25550	53	50	Auto and Indicator	14.4	.12A	1	G-3 1/2	Miniature Bayonet	C-2V	0.5	0.94	1000		190
44719	265	50	Indicator	28	.08A	0.75	G-3 1/2	Miniature Bayonet	C-2F	0.5	0.94	5000		190
27207	1445	50	Auto / Toy Train Ratings	14.4	.135A	0.7	G-3 1/2	Miniature Bayonet	C-2V	0.5	0.94	2000 102		190
27263	1450	50	Indicator	24	.035A	0.23	G-3 1/2	Miniature Bayonet	C-2F	0.5	0.94	3000		190
G-3 1/2 Bulbs – Miniature Screw														
25331	13	50	Flashlight – 3D Cells	3.7	.30A	0.98	G-3 1/2	Miniature Screw	C-2R	0.72	0.94	15 118		219
25354	14	50	Flashlight – 2D Cells	2.47	.30A	0.5	G-3 1/2	Miniature Screw	C-2R	0.72	0.94	15 118		219
27252	1449	50	Toy Train	14	.20A	2	G-3 1/2	Miniature Screw	C-2V	0.72	0.94	250 102		219
G-3 1/2 Bulbs – Miniature Two Pin														
25312	10	50	Indicator	2.5	.50A	0.5	G-3 1/2	Miniature Two Pin	C-6	0.62	0.94	3000 110		220
25319	12	50	Radio	6.3	.15A	0.35	G-3 1/2	Miniature Two Pin	C-6	0.62	0.94	5000 108, 110		220
25377	19	50	Toy Train	14.4	.10A	0.9	G-3 1/2	Miniature Two Pin	C-6	0.62	0.94	1000 110		220
G-4 1/2 Bulbs – Miniature Bayonet														
25576	55	50	Instrument	7	.41A	2	G-4 1/2	Miniature Bayonet	C-2R	0.56	1.07	500		221
25591	57	50	Auto and Instrument	14	.24A	2	G-4 1/2	Miniature Bayonet	C-2V	0.56	1.07	500		221
32688	293	50	Auto and Radio	14	.33A	2	G-4 1/2	Miniature Bayonet	C-2F	0.56	1.07	7500		221
26441	456	50	Instrument	28	.17A	2	G-4 1/2	Miniature Bayonet	C-2F	0.56	1.07	5000		221
27945	1895	50	Auto, Truck Marker	14	.27A	2	G-4 1/2	Miniature Bayonet	C-2F	0.56	1.07	2000		221

Miniature Low Voltage SECTION 11



Order Code	GE Lamp	Case Qty. BP %/Unit	Primary Application	Volts	Amps or Watts	MSCP	Bulb	Base	Filament Design	LCL	MOL	Life (hrs)	Footnotes	Figure Number
G-4 1/2 Bulbs – Miniature Screw														
25388	27	50	Hand Lantern – 4F Cells	4.9	.30A	1.4	G-4 1/2	Miniature Screw	C-2R	0.72	1.07	30	118	222
26095	258	50	Toy Train, Flasher Lamp	14	.27A	1.6	G-4 1/2	Miniature Screw	C-2R	0.81	1.07	500	97, 111	222
26354	425	50	Hand Lantern – 4F Cells	5	.50A	2.3	G-4 1/2	Miniature Screw	C-2R	0.72	1.07	15	118	222
26460	502	50	Hand Lantern – 4F Cells	5.1	.15A	0.6	G-4 1/2	Miniature Screw	C-2R	0.72	1.07	100	118	222
26549	605	50	Flashlight – 5D Cells	6.15	.50A	3.4	G-4 1/2	Miniature Screw	C-2R	0.72	1.07	15	118	222
G-4 1/2 Bulbs – Miniature Two Pin														
25371	15	50	Indicator	7	.40A	2	G-4 1/2	Miniature Two Pin	C-6	0.69	1.07	500	110	223
G-4 1/2 Bulbs – Miniature Screw														
26485	509K	50	Indicator	24	.18A	2.8	G-6	Candelabra Screw	C-2R	0.75	1.47	1000	73	212
G-6 Bulbs – D.C. Bayonet														
25692	68	50	Auto and Marine	13.5	.59A	4	G-6	D.C. Bayonet	C-2R	0.81	1.44	5000	98	180
25751	82	50	Auto and Marine	6.5	1.02A	6	G-6	D.C. Bayonet	C-2R	0.75	1.44	500		180
25794	90	50	Auto and Marine	13	.58A	6	G-6	D.C. Bayonet	C-2R	0.75	1.44	750		180
26567	624	50	Marine	28	.37A	6	G-6	D.C. Bayonet	2C-2V	0.75	1.44	1000		180
27044	1224	50	Marine	34	.16A	3.8	G-6	D.C. Bayonet	C-2F	0.69	1.44	500	126	180
27097	1252	50	Instrument, filaments in series	28	.23A	3	G-6	D.C. Bayonet	2C-2V	0.75	1.44	2000		180
G-6 Bulbs – Miniature Screw														
25927	157	50	Medical	5.8	1.10A	8.1	G-6	Miniature Screw	C-2R	1	1.22	50	121	212
G-6 Bulbs – S.C. Bayonet														
25652	67	50	Auto	13.5	.59A	4	G-6	S.C. Bayonet	C-2R	0.81	1.44	5000	98	181
25778	89	50	Auto	13	.58A	6	G-6	S.C. Bayonet	C-2R	0.75	1.44	750		181
25836	97	50	Auto – Heavy Duty	13.5	.69A	4	G-6	S.C. Bayonet	C-2V	0.81	1.44	5000	98	181
16287	98	50	Auto, Heavy Duty	13	.62A	6	G-6	S.C. Bayonet	C-2V	0.75	1.44	800		181
26570	631	50	Auto	14	.63A	6	G-6	S.C. Bayonet	2C-2R	0.75	1.44	1000		181
26561	623	50	Instrument	28	.37A	6	G-6	S.C. Bayonet	2C-2V	0.75	1.44	1000		181
26955	1155	50	Auto, Truck Marker	13.5	.59A	4	G-6	S.C. Bayonet	2C-2R	0.81	1.44	5000	98	181
27092	1251	50	Instrument, filaments in series	28	.23A	3	G-6	S.C. Bayonet	2C-2V	0.75	1.44	2000		181
RP-11 Bulbs – D.C. Bayonet														
27026	1196	10	Auto	12.5	3.00A	50	RP-11	D.C. Bayonet	C-2R	1.25	2.25	300	75	224
32147	1062	10	Special Service	40	.92A	50	RP-11	D.C. Bayonet	C-5	1.25	2.25	100	75	224
RP-11 Bulbs – D.C. Prefocus														
28100	2331	10	Instrument	5.9	4.66A	32	RP-11	D.C. Pf. (S)	C-6	1.18	2.25	400	75	225
				6.2	4.49A	32						400		
RP-11 Bulbs – S.C. Bayonet														
26885	1133	10	Instrument	6.2	3.91A	32	RP-11	S.C. Bayonet	C-2R	1.25	2.25	200	75	226
27021	1195	50	Auto – Nickel-plated base	12.5	3.00A	50	RP-11	S.C. Bayonet	C-2R	1.25	2.25	300	75	226
R-12 Bulbs – D.C. Bayonet														
27159	1388	10	Special Telephone Trouble	24	20W	–	R-12	D.C. Bayonet	CC-8	–	2.63	500		227
R-12 Bulbs – S.C. Bayonet														
27150	1383	10	Auto, Reading Light	13	20W	–	R-12	S.C. Bayonet	C-8	–	2.63	300		194
27154	1385	10	Special Reading Light	28	20W	–	R-12	S.C. Bayonet	CC-8	–	2.63	300		194
S-8 Bulbs – D.C. Bayonet														
25772	88	10	Indicator	6.8	1.91A	15	S-8	D.C. Bayonet	C-6	1.12	2	300		185
25829	94	50	Auto and Marine	12.8	1.04A	15	S-8	D.C. Bayonet	C-6	1.12	2	700		185
26854	1076	50	Auto	12.8	1.80A	32	S-8	D.C. Bayonet	C-6	1.25	2	200		185
26917	1142	50	Auto	12.8	1.44A	21	S-8	D.C. Bayonet	C-6	1.25	2	1000		185
26945	1152	10	Special Service	12.8	1.34A	21	S-8	D.C. Bayonet	C-2R	1.25	2	500		185

SECTION 11 Miniature Low Voltage



Fig. 185



Fig. 196



Fig. 228




Fig. 229



Fig. 230

Order Code	GE Lamp	Case Qty. BP/*Unit	Primary Application	Volts	Amps or Watts	MSCP	Bulb	Base	Filament Design	LCL	MOL	Life (hrs)	Footnotes	Figure Number
S-8 Bulbs – D.C. Bayonet (Continued)														
27004	1176	10	Auto Stop, Tail, Signal	12.8 14.0	1.3A .59A	21 6	S-8	D.C. Bayonet	C-6 C-6	1.25	2	300 1500		185
39904	1229	10	Emergency Lighting	40	.38A	15	S-8	D.C. Bayonet	C-2V	1.12	2	400		185
27382	1493	10	Instrument, Microscope	6.5	2.75A	23	S-8	D.C. Bayonet	C-6	1.12	2	100	100	185
27439	1594	10	Instrument, Microscope.	6	5.00A	36	S-8	D.C. Bayonet	C-6	1.25	2	250		185
27461	1612	10	Instrument	5.4	1.90A	10	S-8	D.C. Bayonet	C-6	1.25	2	1000	126	185
27504	1638	50	Marine	28	1.02A	32	S-8	D.C. Bayonet	2C-6	1.25	2	500		185
S-8 Bulbs – D.C. Index														
37983	198	50	Truck Stop, Signal	12.8 14.0	2.25A .59A	32 3	S-8	D.C. Index	C-6	1.25	2	1200 5000	117, 126	196
26775	1034	50	Auto Stop Tail Signal	12.8 14.0	1.80A .59A	32	S-8	D.C. Index	C-6	1.25	2	200 5000		196
12297	1154	48*	Auto Stop, Tail, Signal	7 7	2.63A .75A	21 3	S-8	D.C. Index	C-6	1.25	2	200 1000		196
26969	1157	50	Auto Stop, Signal	12.8 14.0	2.10A .59A	32 3	S-8	D.C. Index	C-6 C-6	1.25	2	1200 5000		196
26975	1157NA	50	Auto Stop, Signal. Amber	12.8 14.0	2.10A .59A	24 2.2	S-8	D.C. Index	C-6 C-6	1.25	2	1200 5000		196
44760	2057	50	Auto Stop, Signal	12.8 14.0	2.10A .48A	32 2	S-8	D.C. Index	C-6 C-6	1.25	2	1200 5000		196
44763	2057NA	50	Auto Stop, Signal. Amber	12.8 14.0	2.10A .48A	24 1.5	S-8	D.C. Index	C-6 C-6	1.25	2	1200 5000		196
16291	2357	50	Auto Stop, Signal	12.8 14.0	2.20A .59A	40 3	S-8	D.C. Index	C-6 C-6	1.25	2	400 5000		196
15698	2357NA	50	Auto Stop, Signal. Amber	12.8 14.0	2.20A .59A	30 2.2	S-8	D.C. Index	C-6 C-6	1.25	2	400 5000		196
S-8 Bulbs – D.C. Prefocus (A)														
28310	1460	10	Medical	6.5	2.75A	23	S-8	D.C. Pf. (A)	C-6	1.25	2	100	100	228
37342	1460X	10	Microscope Illuminator	6.5	2.75A	23	S-8	D.C. Pf. (A)	C-6	1.25	2	100	100	228
27488	1630	10	Instrument, Microscope	6.5	2.75A	23	S-8	D.C. Pf. (A)	C-6	1	2	100	100	228
27491	1631X	10	Instrument, Colorimeter	6.5	2.75A	23	S-8	D.C. Pf. (A)	C-6	1	2	100	100	228
27496	1634	10	Instrument, Microscope.	20	1.00A	24	S-8	D.C. Pf. (A)	CC-6	1.25	2	200		228
S-8 Bulbs – D.C. Prefocus (S)														
37169	1096	10	Instrument, Microscope	6	4.50A	30	S-8	D.C. Pf. (S)	C-2R	1	2	500		228
27305	1468	10	Medical Instrument	6	4.50A	30	S-8	D.C. Pf. (S)	C-2R	1.25	2	500		228
S-8 Bulbs – Plastic Wedge														
18389	3057	50	Auto Stop, Signal	12.8 14.0	2.10A .48A	32 2	S-8	Plastic Wedge	C-6 C-6	1.1	2.09	1200 5000		229
18391	3057NA	50	Auto Stop, Signal. Amber	12.8 14.0	2.10A .48A	24 1.5	S-8	Plastic Wedge	C-6 C-6	1.1	2.09	1200 5000		229
21863	3156	50	Auto Stop	12.8	2.10A	32	S-8	Plastic Wedge	C-6	1.1	2.09	1200		230
17172	3157	50	Auto Stop, Signal	12.8 14.0	2.10A .59A	32 3	S-8	Plastic Wedge	C-6 C-6	1.1	2.09	1200 5000		229
17173	3157NA	50	Auto Stop, Signal. Amber	12.8 14.0	2.10A .59A	24 2.2	S-8	Plastic Wedge	C-6 C-6	1.1	2.09	1200 5000		229
22525	3357/3457	50	Auto Stop, Signal	12.8 14.0	2.10A .59A	40 3	S-8	Plastic Wedge	C-6 C-6	1.1	2.09	400 5000		229
22526	3457NA	50	Auto Stop, Signal. 3457NA Sub	12.8 14.0	2.10A .59A	30 2.2	S-8	Plastic Wedge	C-6 C-6	1.1	2.09	400 5000		229

Miniature Low Voltage SECTION 11



Order Code	GE Lamp	Case Qty. BP/%Unit	Primary Application	Volts	Amps or Watts	MSCP	Bulb	Base	Filament Design	LCL	MOL	Life (hrs)	Footnotes	Figure Number
S-8 Bulbs – S.C. Bayonet														
25811	93	50	Auto	12.8	1.04A	15	S-8	S.C. Bayonet	C-6	1.12	2	700		184
37985	199	50	Truck Signal	12.8	2.25A	32	S-8	S.C. Bayonet	C-6	1.25	2	1200	117	184
26838	1073	50	Auto Signal	12.8	1.80A	32	S-8	S.C. Bayonet	C-6	1.25	2	200		184
26872	1129	10	Special Service	6.4	2.63A	21	S-8	S.C. Bayonet	C-6	1.25	2	200		184
26903	1141	50	Auto	12.8	1.44A	21	S-8	S.C. Bayonet	C-6	1.25	2	1000		184
26960	1156	50	Auto Stop	12.8	2.10A	32	S-8	S.C. Bayonet	C-6	1.25	2	1200		184
20248	1156NA	50	Auto Stop. Amber	12.8	2.10A	24	S-8	S.C. Bayonet	C-6	1.25	2	1200		184
22523	1295NA	10	Auto Signal	12.5	3.00A	37	S-8	S.C. Bayonet	C-2R	1.25	2	200		184
27472	1619	10	Instrument	6.7	1.90A	15	S-8	S.C. Bayonet	C-6	1.12	2	500		184
18047	2396	10	Auto Stop	12.8	2.23A	40	S-8	S.C. Bayonet	C-6	1.25	2	400		184
40778	P21W 24V	10	Bus Stop-European (ECE)	28	1.00A	36.6	S-8	S.C. Bayonet	C-6	1.25	2	150		184
S-8 Bulbs – S.C. Prefocused (B)														
27431	1561	10	Instrument, Colorimeter	6.3	4.00A	24	S-11	S.C. Pf. (B)	C-8Z	0.88	2.38	1500		231
T-1 3/4 Bulbs – Bi-Pin M-23														
28926	7387	50	Indicator	28	.04A	0.3	T-1 3/4	Bi-Pin M-23	C-2F	0.5	0.61	7000	113	232
T-1 3/4 Bulbs – Midget Grooved														
28662	386	50	Indicator	14	.08A	0.3	T-1 3/4	Midget Grooved	C-2F	0.38	0.63	40000	113	189
28672	388	50	Indicator	28	.04A	0.3	T-1 3/4	Midget Grooved	C-2F	0.38	0.63	7000	113	189
T-1 3/4 Bulbs – S.C. Midget Flanged														
28653	381	50	Indicator	6.3	.20A	0.4	T-1 3/4	S.C. Midget Flanged	C-2F	0.38	0.63	20000	113	188
28657	382	50	Indicator	14	.08A	0.3	T-1 3/4	S.C. Midget Flanged	C-2F	0.38	0.63	40000	113	188
28660	385	50	Indicator	28	.04A	0.15	T-1 3/4	S.C. Midget Flanged	C-2F	0.44	0.81	10000	112, 113	188
28664	387	50	Indicator	28	.04A	0.3	T-1 3/4	S.C. Midget Flanged	C-2F	0.38	0.63	7000	113	188
T-1 3/4 Bulbs – Wedge														
39220	37	50	Auto	14	.09A	0.5	T-1 3/4	Wedge	C-2F	0.4	0.8	2500		233
43606	70	50	Auto	14	.15A	1.5	T-1 3/4	Wedge	C-2F	0.4	0.8	100	103	233
39218	73	50	Indicator	14	.08A	0.3	T-1 3/4	Wedge	C-2F	0.4	0.8	15000	113	233
38457	74	50	Auto	14	.10A	0.7	T-1 3/4	Wedge	C-2F	0.4	0.8	1000		233
40969	85	50	Indicator	28	.04A	0.3	T-1 3/4	Wedge	C-2F	0.4	0.8	7000	113	233
40967	86	50	Indicator	6.3	.20A	0.4	T-1 3/4	Wedge	C-2F	0.4	0.8	20000	113, 123	233
T-2 Bulbs – Telephone Slide #3														
29001	TEL/24E2	50	Telephone	24	.035A	600	T-2	Tel. Slide #3	C-2F	1.69		7000	114	234
29041	TEL/48C2	50	Telephone	48	.035A	750	T-2	Tel. Slide #3	C-2F	1.69		5000	114	234
T-2 Bulbs – Telephone Slide #5														
12756	TEL/6PSB	50	Indicator	6	.14A	550	T-2	Tel. Slide #5	C-2V	1.11		20000	114	235
12760	TEL/12PSB	50	Indicator	12	.17A	2000	T-2	Tel. Slide #5	C-2F	1.11		12000	114	235
12071	TEL/24PSB	50	Indicator	24	.073A	3000	T-2	Tel. Slide #5	C-2F	1.11		10000	114	235
12072	TEL/28PSB	50	Indicator	28	.04A	1600	T-2	Tel. Slide #5	C-2F	1.11		5000	114	235
12075	TEL/48PSB	50	Indicator	48	.05A	1800	T-2	Tel. Slide #5	C-7A	1.11		10000	114	235
12077	TEL/60PSB	50	Indicator	60	.05A	1800	T-2	Tel. Slide #5	C-7A	1.11		7,500	114	235
12080	TEL/120PSB	50	Indicator	120	.025A	1000	T-2	Tel. Slide #5	CC-7A	1.11		7,500	114	235
T-2 1/4 Bulbs – G-4 Two Pin														
12723	774	10	Emergency Lighting	12	.67A	13	T-2 1/4	G-4 Two Pin	C-6	0.77	1	50	76, 120	170
47618	777	500	Flashlight, Halogen	4	1.20A	5.5	T-2 1/4	G-4 Two Pin	C-6	0.77	1	275	76, 120	170
44500	783	10	Emergency Lighting	12	1.00A	22	T-2 1/4	G-4 Two Pin	C-6	0.77	1	50	76, 120	170
43760	784	10	Emergency Lighting	6	1.00A	9	T-2 1/4	G-4 Two Pin	C-6	0.77	1	50	76, 120	170
43762	785	10	Emergency Lighting	6	1.33A	13	T-2 1/4	G-4 Two Pin	C-6	0.77	1	50	76, 120	170
43764	786	10	Emergency Lighting	6	2.00A	19	T-2 1/4	G-4 Two Pin	C-6	0.77	1	50	76, 120	170
43115	787	10	Instrument	6	1.67A	16	T-2 1/4	G-4 Two Pin	C-6	0.77	1	100	76, 120	170
43117	788	10	Instrument	6	3.33A	32	T-2 1/4	G-4 Two Pin	C-6	0.77	1	100	76, 120	170
18167	882X	10	Auto Inst.	12.8	.35A	3.8	T-2 1/4	G-4 Two Pin	C-6	0.77	1	2000	76, 120	170
15246	891	10	Auto High Mounted Stop	12.8	.63A	11	T-2 1/4	G-4 Two Pin	C-6	0.77	1	500	76, 120	170



Fig. 187



Fig. 236



Fig. 237



Fig. 238



Fig. 239



Fig. 240



Fig. 241



Fig. 242



Fig. 243



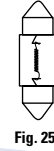
Fig. 248



Fig. 293

Order Code	GE Lamp	Case Qty. BP/*Unit	Primary Application	Volts	Amps or Watts	MSCP	Bulb	Base	Filament Design	LCL	MOL	Life (hrs)	Footnotes	Figure Number
T-2 1/4 Bulbs – Socket														
13158	882	10	Auto Inst.	12.8	.35A	3.8	T-2 1/4	Socket	C-6	0.37	1.18	2000	76	236
T-2 1/4 Bulbs – Wedge														
19280	2040	10	Auto Light Bar	12.8	.625A	10.5	T-2 1/4	Wedge	C-6	0.4	1.25	500	76	237
T-2 1/2 Bulbs – Miniature Bayonet														
12761	TEL/28MB	50	Indicator	28	.04A	0.29	T-2 1/2	Miniature Bayonet	C-2F	–	1.19	5000		293
12076	TEL/60MB	50	Indicator	60	.05A	0.73	T-2 1/2	Miniature Bayonet	C-7A	–	1.19	7500		293
12078	TEL/120MB	50	Indicator	120	.025A	0.36	T-2 1/2	Miniature Bayonet	CC-7A	–	1.19	7500		293
T-2 3/4 Bulbs – G-4 Two Pin														
11250	773	10	Special Service	12	.67A	10	T-2 3/4	G-4 Two Pin	C-6	0.77	1.05	1000	76, 120	239
49718	778	10	Instrument	6	3.33A	32	T-2 3/4	G-4 Two Pin	C-6	0.77	1.05	100	76, 120	239
18344	780	10	Strip Light	12	10W	12	T-2 3/4	G-4 Two Pin	C-6	0.77	1.05	2000	76, 120	239
44840	782	10	Special Service	12	1.66A	25	T-2 3/4	G-4 Two Pin	C-6	0.77	1.05	2000	76, 120	239
43119	789	10	Instrument	12	1.17A	22	T-2 3/4	G-4 Two Pin	C-6	0.77	1.05	200	76, 120	239
43121	790	10	Instrument	14	1.79A	42	T-2 3/4	G-4 Two Pin	C-6	0.77	1.05	200	76, 120	239
43123	791	10	Instrument	14	2.50A	61	T-2 3/4	G-4 Two Pin	C-6	0.77	1.05	200	76, 120	239
TL-2 3/4 Bulbs – G-4 Two Pin														
43805	2604X	10	Instrument – Lens end	5	2.00A		TL-2 3/4	G-4 Two Pin	C-6	–	1.18	5000	76, 120, 122	238
T-3 Bulbs – Miniature Cap														
39224	211-2	50	Auto	12.8	.97A	12	T-3	Miniature Cap	C-8	–	1.72	1000		240
23220	212-2	48*	Auto	13.5	.74A	6	T-3	Miniature Cap	C-8	–	1.72	2000	98	240
39356	214-2	50	Auto	13.5	.52A	4	T-3	Miniature Cap	C-8	–	1.72	1000	98	240
T-3 Bulbs – Rigid Loop														
39746	561	50	Auto	12.8	.97A	12	T-3	Rigid Loop	C-8	–	1.72	1000		241
T-3 Bulbs – Wire Terminal														
39641	1962B	10	Special Service	8.5	62W	110	T-3	Wire Terminal	C-6	0.285	1.14	50	74	242
12859	1962BG	100	Aircraft	8.5	62W	110	T-3	Wire Terminals	C-6	0.285	1.14	50	74	
37947	1962DX	100	Special Service	8.5	62W	80	T-3	Wire Terminals	C-6	0.285	1.14	150	74	242
44152	1962DZ	10	Special Service	8.5	62W	80	T-3	Wire Terminals	C-6	0.285	1.14	150	74	242
13667	1962TY	10	Medical	8.5	62W	110	T-3	Wire Terminals	C-6	0.285	1.14	50	74	242
32780	1974	10	Instrument	6	20W	10	T-3	Wire Terminals	C-6	0.285	1.14	10000	74	242
21494	2074	10	Instrument	7	25W	24	T-3	Wire Terminals	C-6	0.285	1.14	2700	74	242
TL-3 Bulbs – Miniature Screw														
25848	112	50	Flashlight – 1AA, C or D	1.2	.22A	–	TL-3	Miniature Screw	S-2	–	0.93	5	118	243
26008	222	50	Flashlight – AA cells	2.25	.25A	–	TL-3	Miniature Screw	C-2R	–	0.93	5	118	243
26063	243	50	Flashlight – 2 C cells	2.33	.27A	–	TL-3	Miniature Screw	C-2R	–	0.93	10	118	243
T-3 1/4 Bulbs – Axial														
16481	892	10	Auto, Signal	12.8	1.25A	28	T-3 1/4	Axial	C-6	1	2.68	300	76	248
T-3 1/4 Bulbs – Axial Prefocus														
25639	887	540	Tractor Work Light	12.8	3.90A	95	T-3 1/4	Axial Prefocus	C-6	1.25	2.68	400	76, 98	248
T-3 1/4 Bulbs – Miniature Bayonet														
25442	43	50	Indicator	2.5	.50A	0.5	T-3 1/4	Miniature Bayonet	C-2R	0.78	1.19	3000		187
25450	44	50	Indicator, Radio, and TV	6.3	.25A	0.9	T-3 1/4	Miniature Bayonet	C-2R	0.78	1.19	3000		187
25485	47	50	Radio, TV, and Indicator	6.3	.15A	0.52	T-3 1/4	Miniature Bayonet	C-2R	0.78	1.19	3000		187
42758	267	50	Indicator – Flasher Lamp	6.3	.15A	0.33	T-3 1/4	Miniature Bayonet	C-2R	0.62	1.19	5000	97, 111	187
26591	755	50	Indicator	6.3	.15A	0.33	T-3 1/4	Miniature Bayonet	C-2R	0.78	1.19	20000		187
26593	756	50	Indicator	14	.08A	0.31	T-3 1/4	Miniature Bayonet	C-2F	0.62	1.19	15000		187
26599	757	50	Indicator	28	.08A	0.62	T-3 1/4	Miniature Bayonet	C-2F	0.62	1.19	15000	113	187
27179	1408	50	Signal	10	.13A	0.85	T-3 1/4	Miniature Bayonet	C-2V	0.62	1.19	250	102	187
27667	1813	50	Radio	14.4	.10A	0.86	T-3 1/4	Miniature Bayonet	C-2V	0.62	1.19	1000	102	187
27677	1815	50	Indicator	14	.20A	1.4	T-3 1/4	Miniature Bayonet	C-2F	0.75	1.19	3000		187

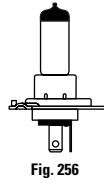
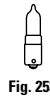
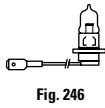
Miniature Low Voltage SECTION 11



Order Code	GE Lamp	Case Qty. BP/*Unit	Primary Application	Volts	Amps or Watts	MSCP	Bulb	Base	Filament Design	LCL	MOL	Life (hrs)	Footnotes	Figure Number
T-3 ¼ Bulbs – Miniature Bayonet (Continued)														
27688	1816	50	Aircraft and Auto	13	.33A	3	T-3 ¼	Miniature Bayonet	C-2V	0.62	1.19	1000	102	187
27749	1822	50	Indicator	36	.10A	2.1	T-3 ¼	Miniature Bayonet	C-2F	0.62	1.19	1000		187
27772	1828	50	Indicator	37.5	.05A	0.65	T-3 ¼	Miniature Bayonet	C-2F	0.62	1.19	3000		187
27804	1835	50	Indicator	55	.05A	1.1	T-3 ¼	Miniature Bayonet	C-2F	0.62	1.19	5000		187
27819	1847	50	Radio, TV	6.3	.15A	0.38	T-3 ¼	Miniature Bayonet	C-2R	0.78	1.19	5000	108	187
27833	1850	50	Signal	5	.09A	0.25	T-3 ¼	Miniature Bayonet	C-2R	0.62	1.19	1,500	118	187
27868	1866	50	Radio	6.3	.25A	0.65	T-3 ¼	Miniature Bayonet	C-2R	0.78	1.19	5000	108	187
27907	1889	50	Auto – Heavy Duty	14	.27A	2	T-3 ¼	Miniature Bayonet	C-2F	0.56	1.19	2000		187
27917	1891	50	Auto, Radio and Indicator	14	.24A	2	T-3 ¼	Miniature Bayonet	C-2F	0.62	1.19	500		187
27927	1892	50	Auto and Indicator	14.4	.12A	0.75	T-3 ¼	Miniature Bayonet	C-2F	0.62	1.19	1000		187
27935	1893	50	Auto – Heavy Duty	14	.33A	2	T-3 ¼	Miniature Bayonet	C-2F	0.62	1.19	7500		187
12064	B1A	10	Neon Glow (NE-51)	120	½W		T-3 ¼	Miniature Bayonet				1,19	15000	128
12065	B2A	10	Neon Glow (NE-51H)	120	½W		T-3 ¼	Miniature Bayonet				1.19	25000	128
T-3 ¼ Bulbs – Miniature Screw														
27356	1487	50	Indicator	14	.20A	1.4	T-3 ¼	Miniature Screw	C-2F	0.94	1.19	3000		249
T-3 ¼ Bulbs – Printed Circuit Socket														
27222	PC168	10	Auto Instrument	14	.35A	3	T-3 ¼	Printed Circuit Socket	C-2F	0.45	1.11	1500		250
72221	PC194	10	Auto Inst. & Ind., H.D.	14	.27A	2	T-3 ¼	Printed Circuit Socket	C-2F	0.45	1.11	2500		250
T-3 ¼ Bulbs – Right Angle Prefocus														
40848	862	10	Tractor	12.8	2.93A	60	T-3 ¼	Rt Angle Prefocus	C-6	1.25	2.68	1900	76	251
25703	888	540	Tractor Work Light	12.8	3.90A	95	T-3 ¼	Rt Angle Prefocus	C-6	1.25	2.68	400	76, 98	251
20238	894	10	Tractor	12.8	2.93A	75	T-3 ¼	Rt Angle Prefocus	C-6	1.25	2.68	200	76, 98	251
26345	894X	540	Tractor	12.8	2.93A	75	T-3 ¼	Rt Angle Prefocus	C-6	1.25	2.68	200	76, 98	251
T-3 ¼ Bulbs – SV8.5MM														
12084	DE3175	50	Dome & Courtesy	13	.77A	9.55	T-3 ¼	SV8.5MM			1.25	400		252
T-3 ¼ Bulbs – Wedge														
25916	147	50	Indicator	7	.43A	2	T-3 ¼	Wedge	C-2R	0.56	1.06	1500		169
15731	149	1000	Emergency Lighting	6.15	.53A	3.5	T-3 ¼	Wedge	C-2R	0.56	1.06	15		169
25931	158	50	Auto, Instrument	14	.24A	2	T-3 ¼	Wedge	C-2V	0.56	1.06	500		169
25956	161	50	Auto, Instrument	14	.19A	1	T-3 ¼	Wedge	C-2F	0.56	1.06	4000		169
25962	168	50	Auto Instrument	14	.35A	3	T-3 ¼	Wedge	C-2F	0.56	1.06	1500		169
19553	193	50	Heavy Duty Truck	14	.33A	2	T-3 ¼	Wedge	C-2F	0.56	1.06	15000		169
25965	194	50	Auto, Instrument	14	.27A	2	T-3 ¼	Wedge	C-2F	0.56	1.06	2500		169
44859	194NA	50	Auto Sidemarker. Amber	14	.27A	1.5	T-3 ¼	Wedge	C-2F	–	1.06	2500		169
26099	259	50	Radio, TV, and Indicator	6.3	.25A	0.65	T-3 ¼	Wedge	C-2R	0.65	1.06	5000	108, 126	169
44773	555	50	Coin, Novelty	6.3	.25A	0.9	T-3 ¼	Wedge	C-2R	0.65	1.06	3000		169
18442	590	50	Strip Lighting (Xenon)	13.5	.37A	4	T-3 ¼	Wedge	C-2V	0.5	1.06	2000		169
25199	591	50	Strip Lighting (Xenon)	14	.24A	2	T-3 ¼	Wedge	C-2V	0.5	1.06	3000		169
38866	656	50	Indicator	28	.06A	0.62	T-3 ¼	Wedge	C-2F	0.56	1.06	2500		169
38196	657	50	Indicator	28	.08A	0.62	T-3 ¼	Wedge	C-2F	0.56	1.06	15000	113	169
39999	658	50	Indicator	14	.08A	0.31	T-3 ¼	Wedge	C-2F	0.56	1.06	15000		169
TL-3 ¼ Bulbs – Wedge														
38269	558	50	Auto Lens end	13	.33A	–	TL-3 ¼	Wedge	C-2V	–	1.06	500	109	244
T-3 ½ Bulbs – P14.5S														
27328	H1-55	10	Auto ECE. GE50310/1	13.2	62W	123	T-3 ½	P14.5S	C-8	1.08	2.66	225	129	245
27569	H1-70/28V	10	Auto. ECE. GE50320/1	28	80W	151	T-3 ½	P14.5S	C-8	1.08	2.46	600	129	245
27329	H1-100	10	Off Road Auxiliary. GE52140	13.2	100W	219	T-3 ½	P14.5S	C-8	1.08	2.66	100	129	245



SECTION 11 Miniature Low Voltage



Order Code	GE Lamp	Case Qty. BP/* Unit	Primary Application	Volts	Amps or Watts	MSCP	Bulb	Base	Filament Design	LCL	MOL	Life (hrs)	Footnotes	Figure Number
T-3 1/2 Bulbs – PK22S														
23442	H3-35	400	C.I.M. GE50390	13.2	40W	60	T-3 1/2	PK22S	C-6	0.71	1.65	200 129		246
27331	H3-55	10	Auto ECE. GE50340	13.2	62W	115	T-3 1/2	PK22S	C-6	0.71	1.65	225 129		246
23445	H3-55HD	400	C.I.M. GE50340HD	13.2	62W	111	T-3 1/2	PK22S	C-6	0.71	1.65	600 129		246
23428	H3-65/28V	400	C.I.M. GE52590HD	28	66W	102	T-3 1/2	PK22S	C-6	0.71	1.65	1000 129		246
27332	H3-70/28V	10	C.I.M. GE50350	28	75W	135	T-3 1/2	PK22S	CC-6	0.71	1.65	225 129		246
12341	H3-100	48*	Off Road Auxiliary. GE52130	13.2	92W	187	T-3 1/2	PK22S	C-6	0.71	1.65	100 129		246
T-3 1/2 Bulbs – X511														
27330	H2-55	10	Auto. GE50410	13.2	62W	143	T-3 1/2	X511	C-8	0.48	1.22	225 129		247
T-4 Bulbs – S.C. Bayonet														
20469	795	10	Signal	12.8	50W	108	T-4	S.C. Bayonet	C-6	1.25	2.5	200 76, 98		253
T-4 Bulbs – SC8.5MM														
12085	DE3425	10	Dome & Courtesy	13	.77A	9.55	T-4	SV8.5MM			1.5	400		254
T-4 1/2 Bulbs – Candelabra Screw														
31675	B7A	10	Neon Glow (NE-45)	120	1/4W		T-4 1/2	Candelabra Screw			1.53	7500 128		255
T-5 Bulbs – P43T-38														
27334	H4-60/55	10	Auto. GE50440	13.2	71W	138	T-5	P43T-38	C-8	1.12	3.62	225 76		256
				13.2	66W	8			C-8			900		
27342	H4-75/70/28V	10	Bus GE50450	28.0	80W	151	T-5	P43T-38	C-8	1.14	3.62	150 129		256
				28.0	73W	95			C-8			300		
T-5 Bulbs – S.C. Bayonet														
27193	1434	10	Instrument, Photocell exciter	3.7	2.75A	11	T-5	S.C. Bayonet	C-6	1.12	1.75	100		257
27889	1876	10	Photoelectric Scanner	3.5	2.50A	6.5	T-5	S.C. Bayonet	C-6	1.12	1.75	2000		257
T-5 Bulbs – Wedge														
14273	901	48*	Garden & Security	12.8	.31A	2.9	T-5	Wedge	C-2R	0.81	1.49	500		168
40675	901A	30*	Garden & Security. Amber	12.8	.31A	-	T-5	Wedge	C-2R	0.81	1.49	500		168
40462	904	50	Auto – Heavy Duty	13.5	.69A	4	T-5	Wedge	C-2F	0.81	1.49	5000 98		168
40289	906	50	Auto – Heavy Duty	13	.69A	6	T-5	Wedge	C-2F	0.81	1.49	1000		168
44754	908	50	Emergency Lighting	6	1.50A	12	T-5	Wedge	C-2R	0.81	1.49	50		168
44756	909	50	Emergency Lighting	6	.62A	3	T-5	Wedge	C-2R	0.81	1.49	50		168
40504	912	50	Auto – Heavy Duty	12.8	1.00A	12	T-5	Wedge	C-2R	0.81	1.49	1000		168
44769	914	50	Emergency Lighting	4	.90A	3.5	T-5	Wedge	C-6	0.75	1.49	50		168
44771	915	50	Emergency Lighting	12	.75A	11	T-5	Wedge	C-2R	0.81	1.49	50		168
21860	916NA	50	Auto, Side Marker. Amber	13	.54A	1.5	T-5	Wedge	C-2F	0.81	1.49	10000		168
16860	917	1000	Home Appliance	12	1.2	10	T-5	Wedge	C-2F	0.81	1.49	1200		168
17837	918	50	Garden & Security	12.8	.56A	6.5	T-5	Wedge	C-2R	0.81	1.49	500		168
43374	921	50	Auto – Heavy Duty	12.8	1.40A	21	T-5	Wedge	C-2R	0.81	1.49	500 119		168
13274	922	50	Auto – Heavy Duty	12.8	.98A	15	T-5	Wedge	C-2R	0.81	1.49	200		168
40180	923	30*	Garden & Security	12.8	.91A	12.5	T-5	Wedge	C-2R	0.81	1.49	500		168
13483	926	50	Emergency Lighting	4	1.80A	7.5	T-5	Wedge	C-2R	0.81	1.49	50		168
13485	927	50	Emergency Lighting	6	1.20A	8	T-5	Wedge	C-2R	0.81	1.49	50		168
16975	939	50	Emergency Lighting	6	.90A	5.4	T-5	Wedge	C-2R	0.81	1.49	50		168
23684	963	4000	Emergency Lighting	6	2.00A	15	T-5	Wedge	C-2R	0.81	1.49	50		168
T-7 Bulbs – S.C. Bayonet														
45087	1944X	10	Special Service - silver contact	14	3.57A	75	T-7	S.C. Bayonet	C-8Z	1.25	2.25	300 108		258

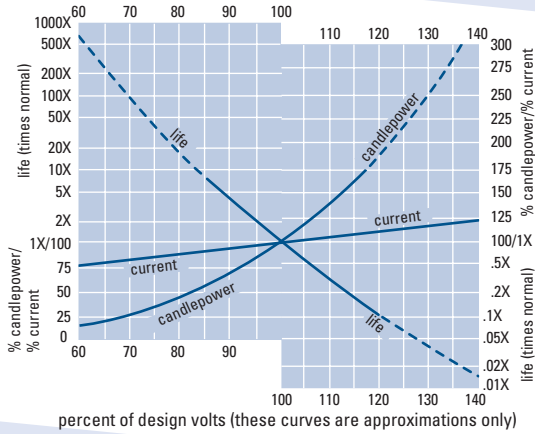


INCANDESCENT/MINIATURE LAMP LIGHT, LIFE AND VOLTAGE

Chart 1 – Typical Characteristic Curves

Table 1

Approximate light output varies as the 3.6 power of voltage and life varies inversely as the 12th power of voltage



Underrated Bulb Voltages (100%<)				Overrated Bulb Voltages (100%>)			
Volts %	Amps %	MSCP %	Life %	Volts %	Amps %	MSCP %	Life %
99	99.4	96.5	112.8	101	100.5	103.5	88.7
98	98.9	93.2	127.4	102	101.1	107.2	78.8
97	98.3	89.9	144.1	103	101.6	110.9	70.1
96	97.8	86.7	163.2	104	102.2	114.7	62.5
95	97.2	83.6	185.1	105	102.7	118.6	55.7
90	94.4	69.2	354.1	110	105.4	139.6	31.9
85	91.4	56.6	703.0	115	108.0	163.1	18.7
80	88.5	45.8	1455.2	120	110.5	189.3	11.2
75	85.4	36.5	3156.9	125	113.1	218.4	6.9
70	82.2	28.7	7224.8	130	115.5	250.5	4.3

Chart 2 – Composite Inrush Current vs. Time with Design Volts Applied for Typical Miniature Lamps

Inrush current can be 12 times normal current, normally not reached due to the impedance in the circuit

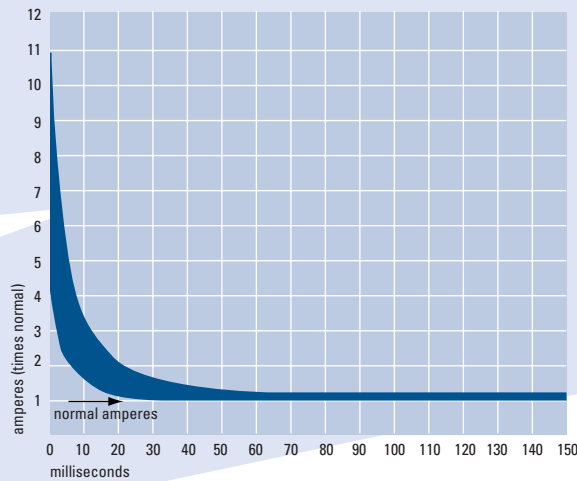
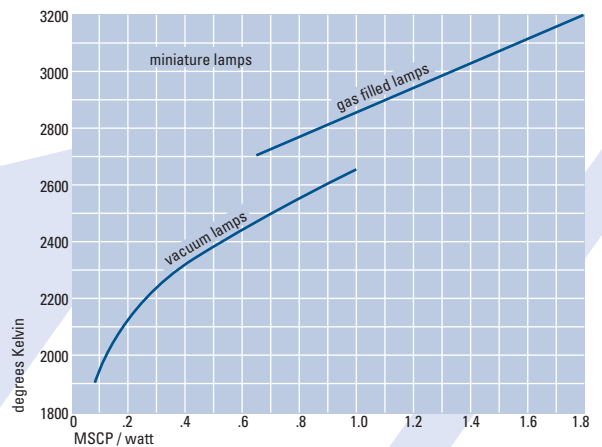


Chart 3 – Approx. Color Temperature vs. Efficiency (Mean Spherical Candlepower Per Watt)

Color Temperature can be estimated based on the following relationship (MSCP x 12.57 = Lumens)



Terminology and Abbreviations

10% Spread V/H and 50% Spread V/H – Approximate Beam Spread: For reflector type lamps. The total angle of the directed beam degrees to where the intensity of the beam falls to 50% or 10% the maximum value.

Additional Information: Typical application and/or other important information.

ANSI Code: These are 3-letter codes assigned by the American National Standard Institute. They provide a system of assuring mechanical and electrical interchangeability among similarly coded lamps from various manufacturers.

Base or Cap: The type of base.

Bulb: Bulb shape followed by its size (the maximum diameter of the bulb expressed in eighths of an inch).

Burning Position: For safe effective operation, see chart below.

Case Qty.: Number of product units packed in a case.

CIE Color: An x, y coordinate on a CIE color chart.

Color Rendering Index (CRI or R_a): An indication of the ability of the lamp to render object colors in a normal natural way. The higher the number (0-100), the better the color appearance.

Color Temperature - Kelvins (K): “Warmth” or “Coolness” of the lamp, measured in Kelvins (K). The higher the temperature, the cooler the appearance of the light.

CRI Flag: Indicates that this is a lamp with high color rendering, which helps objects and person illuminated to appear more true to life.

Description: The lamp’s identification code.

Figure Number: Representative outline, not to scale.

Filament Type: Filaments are designated by a letter combination in which C is a coiled wire filament, CC is a coiled wire that is itself wound into a larger coil. Number represent the type of filament-support arrangement.

Footnotes: See Footnote and Caution/Warnings on lamp.

LCL: Distance between the center of the filament and the Light Center Length reference plane in inches or millimeters.

LIF Code: These are assigned by the Lighting Federation of London, UK. They ensure electrical and mechanical interchangeability of similarly coded lamps. LIF codes are divided into groups according to the primary application.

Life – Hours: Life (as defined by FTC Lamp Label Rules) is rated life in hours.

Lumens: Light output (as defined by FTC Lamp Label Rules) is rated average lumens.

MBCP/CBCP: For reflector type lamps. Center Beam Candlepower is the intensity (candelas) at the center or maximum intensity of the beam.

MOL: Maximum Overall Length in inches or millimeters.

MSCP (x4π=lumens): Approximate output expressed as initial mean spherical candlepower (4π=12.57).

Order Code: It is important to use this five-digit code when ordering to ensure that you receive the exact product you require.

Volts: Lamp data is based on operation at rated voltage.

Watts: Energy used. To find actual energy used (kWh) multiply power (watts shown) x hours of use divided by 1000.

BD30: Within 30° of vertical base-down.

BU30: Within 30° of vertical base-up.

BD45: Within 45° of vertical base-down.

BDBU: Within 60° of vertical base-down or base-up.

BDTH: Base down to horizontal.

BDTHCH: Base down to horizontal with filament coil axis horizontal.

Description Terminology

Discharge

CSR Metal Halide are daylight (6000K) color with CRI greater than 90. Many with hot restrike (HR) and dimmable with stable color temperature. Use with electronic or AC magnetic ballast/igniter control gear.

ConstantColor® CMH® have CR greater than 80 with color uniformity between lamps and over lamp life.

CSS Compact Source Specials are for disco and fiber optic application

CSD are compact source lamps with very high color temperature and long life.

CID Compact Iodide Daylight have color temperatures of daylight (5500K) while CSI compact source iodide lamps have a warmer color (4000K) that can be blended with tungsten lamps.

MVR is Multi-Vapor® Metal Halide along with SPL lamps is suitable for sportslighting.

Fluorescent

Fluorescent lamps start with “F” (G for Germicidal), then generally wattage (sometimes MOL), tube diameter in 1/8 inch (T8 is tubular 1 inch diameter). Letters following generally describe finish, color, and application. There is no industry standard nomenclature.

Cinema Fluorescent lamps come in warm (3200K) and daylight (5500K) colors with and without covRguard® (CVG) shatter protection. There are Compact Biax® (BX) lamps available.

Incandescent and Quartz Halogen

In the description code, Q1000 or Q1M signifies a **quartz halogen** lamp of 1000 watts, then bulb shape and size is given in 1/8 inch increments. T3 is tubular 3/8 inch.

Miniature (low voltage) generally has a 2-4 digit numerical ANSI code. For sealed beam lamp starting with an H or Q means the lamp is Halogen. The numeric code has no relationship to performance.

For **Photo and Stage Studio** lamps a 3-letter ANSI code is used which insures interchangeability between manufacturers. It has no relationship to performance.

Incandescent lamps generally have wattage, bulb shape/size (in 1/8 inches) then further descriptors such as frosted or clear (IF or CL) or a pack quantity. Sometimes RS (Rough Service), CVG (covRguard®) or “/” numbers just signify variances.

There is no “standard” system.

Burn Positions

H4: Operate only horizontally within 4 degrees.

H15: Operate horizontally ±15 degrees.

H45: Operate horizontally ±45 degrees.

HBU: Horizontal -15 degrees to base up.

ANYCH: Base any position, but with filament coil axis horizontal.

BD: Base down.

Footnotes and Safety Notices SPECIALTY

- 1 Filament with low noise construction.
- 3 Red-enhanced dichroic filter.
- 4 Ceramic base is slightly larger than other lamps in table 2, thus may not fit in some leaf-spring type lampholders.
- 5 Proximity Reflector.
- 6 Opaque Ceramic top on bulb. Proximity Reflector.
- 7 Pinned base to insure correct application.
- 8 Light Balancing(LB) index: mired shift value limit is ± 5 . Color compensating(CC) filter value limit $\pm 5m$. CC filter density: (+) magenta, (-) green. The LB and CC limits are specified to eliminate the need to add external color adjusting filters in cinematographic lighting.
- 9 Ultraviolet absorbing bulb.
- 10 Black Top (opaque).
- 11 Gold Top (opaque).
- 12 Collector grid. Gold Top (opaque).
- 13 Dichroic reflector.
- 14 Enclosed fixture only, per UL Standard 1572. In accordance to Federal Regulations (21CFR 1040.30) the following notice applies: **"R WARNING:** This lamp can cause serious skin burn and eye inflammation if the outer envelope of the lamp is broken or punctured, and the arc tube continues to operate. Do not use where people will remain more than a few minutes unless adequate shielding or other safety precautions are used. Certain types of lamps that will automatically extinguish when the outer envelope is broken or punctured are commercially available."
- 15 Apparent lighted length slightly longer than similar clear lamp.
- 16 Filament offset $\frac{3}{16}$ " from base axis.
- 17 Approximate beam spread to $\frac{1}{2}$ center-beam intensity.
- 18 Available late 2003.
- 19 Should not be operated for periods of less than three minutes.
- 20 Lamp is made of heat resistant glass (HRG).
- 21 Teflon[®] coated. Teflon is a registered trademark of DuPont.
- 22 Because of possible overheating, this lamp is not recommended for use without forced cooling in fixtures having deep-bowl, close-fitting reflectors with lamp axis is crosswise to the reflector axis.
- 27 Has blackening collector grid on only one side of filament. In burning positions other than base down, lamp should be installed so that grid is above filament.
- 30 Collector grid.
- 31 GE lamp is 240 volt; 250 volt is specified for Colortran.
- 33 Light output is maintained best when burned within 45 degrees of vertically base up.
- 35 Burn within 25 degrees of vertically base up.
- 36 Watt-Miser[®], Watt-Miser[®] Plus, F28T8/UMX and Energy Efficient (/EE) lamps are intended for use where ambient temperatures are 60°F (16°C) or higher and where the lamp surface is protected from strong air drafts. Failure to protect the lamp surface may result in reduced life, poor starting or erratic operation, such as flickering or spiraling. All T12 Watt-Miser[®] lamps are intended for use on two-lamp, indoor, lead, high power factor ballasts and are not recommended for use with dimming or reduced current systems. The use of T12 Watt-Miser[®] lamps on single lamp ballasts may shorten lamp life. T12 Rapid Start Watt-Miser[®] lamps are intended for use only with Rapid Start Ballasts. F40 Rapid Start Watt-Miser[®] lamps on high frequency electronic systems may display erratic starting before end of life. T8 Watt-Miser[®] lamps are intended for use only with instant start ballasts. F28T8/UMX lamps are designed for use on UltraMax[™] ballasts.
- 37 Reprographic Peak Emission 417nm. 2000 hours useful life; burning hours longer.
- 38 F40T17/CW/IS lamps are for use only in fixtures equipped with instant start ballasts.
- 39 Because Power Groove[®] and Very High Output lamps are most used in commercial applications, the life rating is based on 12 hrs. per start.
- 40 Bare "Cold Temperature" lamps (as indicated by /CT) and "All Temperature" lamps are designed for use where ambient temperatures drop below 60°F (16°C).
- 41 Performance data based on engineering estimates.
- 42 **CAUTION:** Risk Group 1 (Low Risk): UV emitted from this lamp. Skin or eye irritation could result. Minimize exposure.
- 43 **WARNING:** Risk Group 3 (High Risk): UV emitted from this lamp. Avoid exposure of eyes and skin to unshielded lamp. Skin or eye injury will result.
- 44 Shoplites are not recommended to be used on F40 full light output ballasts. Life will be reduced by approximately 50%.
- 45 Lumen rating based on approximate 3% reduction in light output with covRguard[®] sleeving.
- 46 Do not use covRguard[®] HO lamps in watertight or airtight fixtures.
- 47 Blocks 100% of UV-B and UV-C. Blocks from 75 to 99% of UV-A, depending on lamp type.
- 48 Life rating is based on 12 hrs. per start.
- 49 Lumen rating based on approximate 3% reduction in light output with jacket.
- 50 Life rating is based on UV maintenance curve and is measured at 80% of initial (100hr) UVC output.
- 51 Silica coated.
- 52 Rough Service. 6 filament supports.
- 53 Jacketed "Cold Temperature" lamps (as indicated by -CT) are designed for use where ambient temperatures do not rise above 32°F (0°C).
- 54 Ratings at 120 volts.
- 54 Burn BDTH but avoid horizontal burning with support spine beneath filament to prevent premature arcing.

23

▲ WARNING

Risk of electrical shock

- Turn power off before inspection, installation or removal.

Risk of fire

- Keep combustible materials away from lamp.

Unexpected rupture may cause injury, fire, or property damage

- Avoid direct water/liquid contact.
- Use in enclosed fixtures rated for this product.

- 24 For use with heat-resistant connector supported by bulb rim or metal shell of base.

26

▲ WARNING

Risk of fire

- Keep combustible materials away from lamp.
- Use in enclosed fixtures rated for this product.

Unexpected rupture may cause injury, fire, or property damage

- Avoid direct water/liquid contact.

56

▲ WARNING**Risk of fire**

- Keep away from bed coverings, drapes, and other combustible materials.

57

▲ WARNING**Unexpected rupture may cause injury, fire, or property damage**

- Avoid direct water/liquid contact.

58

▲ WARNING**Risk of fire**

- Use in a high intensity fixture rated for this product.

59

▲ WARNING**Risk of fire**

- Keep combustible materials away from lamp.

60 Lamp base is a brass base (BB).

62 Exposed Unshielded Stage and Studio Lamps**▲ WARNING****Risk of electrical shock**

- Turn power off before inspection, installation or removal.

Risk of fire

- Keep combustible materials away from lamp.
- Use in enclosed fixture rated for this product.

Pressurized lamp—unexpected rupture may cause injury, fire, or property damage

- Use eye protection when handling lamp.
- Do not touch glass with bare hands.
- Use in enclosed fixtures rated for this product.
- Do not use lamp if outer glass is scratched or broken.
- Operate lamp only in specified position.
- Do not exceed 110% of rated voltage.

▲ CAUTION**Risk of burn**

- Allow lamp/fixture to cool before handling.
- Turn power off before installing lamp.

Lamp may shatter and cause injury if broken

- Do not use lamp if outer glass is scratched or broken.
- Dispose of lamp in a closed container.
- Wear safety glasses and gloves when handling lamp.

Lamp emits UV radiation which may cause eye/skin irritation. RG-2.

- Limit unshielded exposure to less than 15 minutes per day.

63 PAR Lamps and Glass Covered Stage and Studio Lamps**▲ WARNING****Risk of electrical shock**

- Turn power off before inspection, installation or removal.

Risk of fire

- Keep combustible materials away from lamp.
- Use in enclosed fixture rated for this product.

A damaged lamp emits UV radiation which may cause

- Eye/skin injury.
- Turn power off if glass is broken. Remove and dispose of lamp.

Pressurized lamp—unexpected rupture may cause injury, fire, or property damage

- Do not exceed 110% of rated voltage.
- Avoid direct water/liquid contact.
- Use in enclosed fixtures rated for this product.
- Do not use lamp if outer glass is scratched or broken.

▲ CAUTION**Risk of burn**

- Allow lamp/fixture to cool before handling.
- Turn power off before installing lamp.

Lamp may shatter and cause injury if broken

- Do not use lamp if outer glass is scratched or broken.
- Dispose of lamp in a closed container.

64

▲ WARNING**Risk of electrical shock**

- Turn power off before inspection, installation or removal

Risk of fire

- Keep combustible material away from lamp.
- Use in enclosed fixtures rated for this product.

Pressurized lamp—unexpected rupture may cause injury, fire, or property damage

- Do not exceed 110% of rated voltage.
- Avoid direct water/liquid contact.
- Use in enclosed fixtures rated for this product.
- Do not use lamp if outer glass is scratched or broken.

▲ CAUTION**Risk of burn**

- Allow lamp/fixture to cool before handling.
- Turn off power before installing lamp.

Lamp may shatter and cause injury if broken

- Do not use lamp if outer glass is scratched or broken.
- Dispose of lamp in enclosed container.

65 Will operate in any burning position, but fixed-socket usage other than base up or continuous burning in any position in ambient temperatures above 150 degrees F (66 degrees C), may result in some loss of protective coating. Reflectors and accessories may raise bulb temperature and cause some loss of protective coating.

68 Not recommended for horizontal burning.

69

▲ WARNING**Unexpected rupture may cause injury, fire, or property damage**

- Do not exceed rated voltage.

70 Observe operating and exposure limitations stated on packaging material, fixture and/or instruction booklet enclosed.

71

▲ WARNING

Risk of fire

- Keep combustible materials away from lamp.
- Use in fixture rated for this product.

A damaged lamp emits UV radiation which may cause eye/skin injury

- Turn power off if glass bulb is broken. Remove and dispose of lamp.

Pressurized lamp—unexpected rupture may cause injury, fire, or property damage

- Use in enclosed fixture rated for this product.
- Do not use lamp if outer glass is scratched or broken.

▲ CAUTION

Risk of burn

- Allow lamp/fixture to cool before handling.

Lamp may shatter and cause injury if broken

- Do not use lamp if outer glass is scratched or broken.
- Dispose of lamp in a closed container.

72

▲ WARNING

Risk of fire

- Keep combustible materials away from lamp.
- Use in fixture rated for this product.

Unexpected lamp rupture may cause injury, fire, or property damage

- Avoid contact with glass during operation.
- Avoid direct water/liquid contact.

73

▲ WARNING

Lamp may shatter if used in wrong circuit

- Do not use in 110-120 Volt household circuit.

74

▲ WARNING

Risk of fire

- Keep combustible materials away from lamp.
- Use in fixture rated for this product.

Lamp emits UV radiation which may cause eye/skin injury

- Avoid exposure of eyes and skin to unshielded lamp.

Pressurized lamp—unexpected rupture may cause injury, fire, or property damage

- Use eye protection when handling lamp.
- Do not exceed rated voltage.
- Do not touch glass with bare hands.
- Do not use lamp if outer glass is scratched or broken.
- Dispose of lamp in a closed container.
- Do not turn on lamp until fully installed.
- Keep away from children.
- Use protective screen when handling.

▲ CAUTION

Risk of burn

- Allow lamp/fixture to cool before handling.

FOR BEST PERFORMANCE

- Limit seal temperature to 350°C.
- Maintain 250°C minimum bulb wall temperature.
- Remove fingerprints from bulb with grease-free solvent.
- Operate at design voltage.

75

▲ CAUTION

Lamp may shatter and cause injury if broken

- Do not use excessive force when installing lamp.

76

▲ WARNING

Pressurized lamp—unexpected rupture may cause injury, fire, or property damage

- Use eye protection when handling lamp.
- Do not exceed rated voltage.
- Avoid direct water/liquid contact.
- Use in enclosed fixture rated for this product.
- Do not use lamp if outer glass is scratched or broken.
- Dispose of lamp in a closed container.
- Do not turn on lamp until fully installed.
- Keep away from children.
- Use protective screen when handling.

▲ CAUTION

Risk of burn

- Allow lamp/fixture to cool before handling.

77

▲ WARNING

Pressurized lamp—unexpected rupture may cause injury, fire, or property damage

- Do not use lamp if outer glass is scratched or broken.
- Dispose of lamp in a closed container.

79 Burn base down to horizontal.

80

▲ WARNING

Unexpected rupture may cause injury, fire, or property damage

- Avoid direct water/liquid contact.
- Use in enclosed fixtures rated for this product.

81 Operate base up, within 30 degrees of vertical.

83

▲ WARNING

Unexpected rupture may cause injury, fire, or property damage

- Do not use lamp if outer glass is scratched or broken.
- Avoid direct water/liquid contact.

84

▲ CAUTION

Lamp may shatter and cause injury if broken

- Do not use excessive force when installing lamp.

85 The bulb, although made of heat-resistant glass, may break if moisture falls on it.

86 **Warning** - temperatures sufficient to cause burns may occur. Do not touch bulb during operation. Allow at least 5 minutes for bulb to cool before touching. Keep bulb out of reach of children and pets. To avoid risk of fire, do not use this bulb in enclosed fixtures or with lamp shades. Keep paper or other flammable or heat sensitive materials at least 12 inches away from the bulb. Do not use in paper lined sockets.

89 Indicates total count of 3-lamp packs in shipping units. Multiply by 3 to determine actual quantity of lamps.

90 Should not be used in equipment where the base temperature will exceed 500 degrees F (260 degrees C).

- 91** Do not allow the bulb to be dragged across or to strike a hard surface since this action may cause minute cracks. Do not place lamp directly over the exposed person unless a protective screen or mesh is between lamp and user.
- 92** Design life in excess of 5000 hours. Actual life depends on service conditions.

93**▲ WARNING****Risk of fire**

- Use in fixture rated for this product.

- 94** May not give satisfactory performance if any accessory equipment is attached to or touches the glass bulb.
- 95** Burning position - base up.
- 97** Useful hours.
- 98** At 14 volts.
- 99** At 5 volts.
- 100** Vertical.
- 101** Average overall length.
- 102** Filament supported.
- 103** This lamp may not be suitable for some uses because of its excessive wattage requirements for the bulb size.
- 104** This lamp may not be suitable for some uses because of its limited mechanical strength.
- 105** Life at 7 volts.
- 106** Designed and rated for operation in supplementary cathode preheat circuits.
- 107** Connections of major and minor filament to base are reversed from those for automotive lamps with Double Contact Index bases. Burn base down to horizontal.
- 108** Life at 6.6 volts.
- 109** Uses lens-end TL3 ¼ bulb. Provides 7,000 to 11,000 foot-candles in a ¼" diameter spot at ⅙" from end of bulb.
- 110** Not recommended for new OEM applications - suggested for new design are wedge base.
- 111** These lamps produce a random flashing indication only. The majority should flash between 40-160 flashes per minute at normal room temperature, some will be outside this range. As ambient temperature and/or input voltage changes, the flash rate may vary considerably. At rated voltage and room temperature most lamps will flash within 60 seconds.
- 112** ANSI specifies .38" LCL and .63" MOL.
- 113** Life shown is AC voltage only. DC life will be approx. 50% of AC.
- 114** Light output is approx. end foot candles, not spherical MSCP.
- 115** Filament segments parallel.
- 116** Special fixture required for highway use.
- 117** To be used with variable load flasher in applications where bulb outage indication is not required, or with an appropriate fixed load flasher. Flash rate may be altered if used with incorrect fixed load flasher.
- 118** Life tests are performed on DC voltage only.
- 119** To minimize the possible adverse effects on lamp life due to excessive wattage in relationship to bulb size: Burn Base Down to Base 45° Above Horizontal. Regardless of burning position, this excessive wattage will abnormally decrease light output during lamp life.
- 120** .028" metal pins spaced 44mm (.157") apart. GE's two-pin lamps might not be compatible with all G-4 sockets since many sockets do not provide clearance for the exhaust tip.

121 LCL measured to top of filament.

122 Output is minimum ¼" spot at .100" from bulb top.

123 Subminiature wedge base lamps under 12 volts have copper-clad outer lead wires to decrease contact resistance at the expense of corrosion resistance in severe environments.

124 Life Test Conditions: Cycled 5 minutes on, 5 off.

125 Life Test Conditions: Cycled 20 minutes on, 20 off.

126 Differs from ANSI.

127 Life based on three hours of burning per start. MSCP at 100 Hrs. Designed and rated for operation in supplementary cathode preheat circuits. Use these lamps with auxiliary equipment specially designed to produce proper electrical values according to established specifications. For total load, add auxiliary watts to lamp watts.

128 Life to approximately 50% of initial output. Values shown apply to use on AC unless otherwise shown. Life on DC is approximately 60% of AC values when DC current is equal to R.M.S. (Root Mean Square) AC value. When equal DC and R.M.S. AC voltages and equal resistances are utilized, life will be approximately the same.

129**▲ WARNING****Risk of fire**

- Keep combustible materials away from lamp.
- Use in fixture rated for this product.

Pressurized lamp—unexpected rupture may cause injury, fire, or property damage

- Use eye protection when handling lamp.
- Do not exceed rated voltage.
- Do not touch glass with bare hands.
- Do not use lamp if outer glass is scratched or broken.
- Dispose of lamp in a closed container.
- Do not turn on lamp until fully installed.
- Keep away from children.
- Use protective screen when handling.

▲ CAUTION**Risk of burn**

- Allow lamp/fixture to cool before handling.

FOR BEST PERFORMANCE

- Limit seal temperature to 350°C.
- Maintain 250°C minimum bulb wall temperature.
- Remove fingerprints from bulb with grease-free solvent.
- Operate at design voltage.

130**▲ WARNING****Risk of electric shock**

- Turn power off before inspection, installation or removal.

▲ CAUTION**Lamp may shatter and cause injury if broken**

- Wear safety glasses and gloves when handling lamp.
- Do not use excessive force when installing lamp.

131 Light center length and A.A. tolerance: ¼ in.

133 Single contact medium bayonet base without pins, with a lug focusing sleeve as indicated.

134 Burn base down to horizontal.

136 Burning position - plane through lamp axis and base terminals is horizontal.

Footnotes and Safety Notices SPECIALTY

137 Burning position-horizontal.

144 Operating position horizontal with locating lug up or down and with lamp supported by bulb rim.

146 Burning position-base down only.

147 The plane containing the base axis and the major locking eyelet (the eyelet that is equidistant from the other two eyelets) is at right angles to the plane of the filament or lead wires. Distance from bottom base contact to bottom of the collar is .4.

148 See note 163 for specific warning/cautions/actions applicable to this lamp. Lines: 2a, 2b, 4f, 4g, 7a, 9b, 10c.

149 See note 163 for specific warning/cautions/actions applicable to this lamp. Lines: 1a, 2a, 2j, 4b, 4f, 4g, 4h, 9a, 10c.

150 See note 163 for specific warning/cautions/actions applicable to this lamp. Lines: 1a, 2a, 2j, 4b, 4c, 4f, 4g, 7a, 9b, 10c.

151 See note 163 for specific warning/cautions/actions applicable to this lamp. Lines: 2a, 2j, 8a, 4a, 4c, 4d, 4e, 4f, 4g, 9a, 9d, 10b, 10c.

152 See note 163 for specific warning/cautions/actions applicable to this lamp. Lines: 2a, 2j, 8a, 4a, 4c, 4e, 4f, 4g, 9a, 9d, 10b, 10c.

153 See note 163 for specific warning/cautions/actions applicable to this lamp. Lines: 2a, 2j, 8a, 4a, 4c, 4e, 4f, 4g, 8a, 9a, 9d, 10b, 10c.

154 See note 163 for specific warning/cautions/actions applicable to this lamp. Lines: 2a, 2j, 4b, 4c, 4d, 4f, 4g, 7a, 9b, 10c.

155 See note 163 for specific warning/cautions/actions applicable to this lamp. Lines: 2a, 2j, 4c, 4f, 4g, 7a, 9b, 10c.

156 See note 163 for specific warning/cautions/actions applicable to this lamp. Lines: 1a, 2a, 2j, 2k, 4a, 4c, 4d, 4e, 4f, 4g, 8a, 9a, 9d, 10b, 10c.

157 See note 163 for specific warning/cautions/actions applicable to this lamp. Lines: 2a, 2j, 4b, 4c, 4f, 4g, 7a, 9b, 10c.

158 See note 163 for specific warning/cautions/actions applicable to this lamp. Lines: 2a, 2j, 4c, 4f, 4g, 7a, 9b, 10c.

159 See note 163 for specific warning/cautions/actions applicable to this lamp. Lines: 1a, 2a, 2b, 3a, 4c, 4d, 4e, 4f, 4g, 9a, 9d, 10b, 10c.

160 See note 163 for specific warning/cautions/actions applicable to this lamp. Lines: 1a, 2a, 2b, 3a, 4f, 5a, 5b, 9a, 9d, 10c.

162 See note 163 for specific warning/cautions/actions applicable to this lamp. Lines: 1a, 2a, 2b, 4c, 4d, 4e, 4f, 4g, 8a, 9a, 9d, 10b, 10c.

163

▲ 1 WARNING

Risk of electric shock.

- Turn power off before inspection, installation or removal.

▲ 2 WARNING

Risk of fire.

- Keep combustible materials away from lamp.
- Use in fixture rated for this product.
- Use in enclosed fixture rated for this product.
- Fire Hazard! Do not use in torchieres or other indoor residential fixtures.

▲ 3 WARNING

Lamp emits IR radiation which may cause injury.

- Avoid exposure of eyes and skin to unshielded lamp.

▲ 4 WARNING

Pressurized lamp—unexpected rupture may cause injury, fire, or property damage.

- Use eye protection when handling lamp.
- Avoid direct water/liquid contact.
- Use in enclosed fixture rated for this product.
- Operate lamp only in specified position.
- Do not touch glass with bare hands.
- Do not use lamp if outer glass is scratched or broken.
- Do not exceed 110% of rated voltage.
- Do not use where directly exposed to water or outdoors without an enclosed fixture.

▲ 7 WARNING

A damaged lamp emits UV radiation which may cause eye/skin injury

- Turn power off if glass bulb is broken. Remove and dispose of lamp.

▲ 8 WARNING

Lamp emits UV radiation which may cause eye/skin injury.

- Avoid exposure of eyes and skin to unshielded lamp.

▲ 9 CAUTION

Risk of burn

- Allow lamp to cool before handling.
- Allow lamp/fixture to cool before handling.
- Turn power off before installing lamp.

▲ 10 CAUTION

Lamp may shatter and cause injury if broken

- Dispose of lamp in a closed container.
- Do not use lamp if outer glass is scratched or broken.

▲ 11 CAUTION

Lamp emits UV radiation which may cause eye/skin irritation.

- Minimize exposure.

164 Life estimated.

165 It is recommended that a full ring connector be used to connect wiring to lamp.

171

▲ WARNING

Risk of electrical shock

- Turn power off before inspection, installation or removal.

▲ CAUTION

Lamp may shatter and cause injury if broken

- Wear safety glasses and gloves when handling lamp.
- Do not use excessive force when installing lamp.

173

▲ WARNING

Risk of electrical shock

- Turn power off before inspection, installation or removal.

174

▲ WARNING

Risk of electrical shock

- Turn power off before inspection, installation or removal.
- Avoid direct water/liquid contact.

▲ CAUTION

Lamp may shatter and cause injury if broken

- Wear safety glasses and gloves when handling lamp.
- Do not use excessive force when installing lamp.

175

▲ WARNING**Risk of electrical shock**

- Turn power off before inspection, installation or removal.

▲ CAUTION**Lamp emits UV radiation which may cause eye/skin irritation. RG-1.**

- Minimize exposure.

Lamp may shatter and cause injury if broken

- Wear safety glasses and gloves when handling lamp.
- Do not use excessive force when installing lamp.

176

▲ WARNING**Risk of electric shock**

- Turn power off before inspection, installation or removal.

Lamp emits UV radiation which may cause eye/skin irritation. RG-3.

- Avoid exposure of eyes and skin to unshielded lamp.

▲ CAUTION**Lamp may shatter and cause injury if broken**

- Wear safety glasses and gloves when handling lamp.
- Do not use excessive force when installing lamp.

177 UV output and rated life based on preliminary data.

178

▲ WARNING**Risk of fire**

- Keep combustible materials away from lamp.

179

▲ WARNING**Risk of fire**

- Use in fixture rated for this product.

180 See note 163 for specific warning/cautions applicable to this lamp.

Lines: 2a, 2b, 4b.

181

▲ WARNING**Risk of fire**

- Keep combustible materials away from lamp.
- Use in fixture rated for this product.

Lamp emits IR radiation which may cause eye injury

- Do not use on infant, disabled, sleeping, or unconscious person/ animal unable to avoid potential injury.

Unexpected rupture may cause injury, fire, or property damage.

- Avoid direct water/liquid contact.

Risk of burn

- Do not touch operating lamp.

182

▲ WARNING**Risk of electrical shock**

- Turn power off before inspection, installation or removal.

Risk of fire

- Keep combustible materials away from lamp.
- Use in fixture rated for this product.

183

▲ WARNING**Unexpected rupture may cause injury, fire, or property damage**

- Avoid direct water, liquid contact or metal contact.

184 Only available on request.

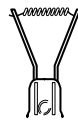
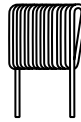
185 See note 163 for specific warning/cautions/actions applicable to this lamp.

Lines: 2a, 2b, 4b, 4c, 4d, 4e, 4f, 9a, 9b, 9d, 10b, 10c.

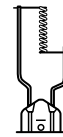

Filament Configurations



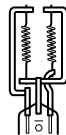
C-2R

C-2V
CC-2VC-6
CC-6C-6
Oval

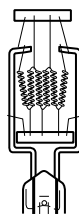
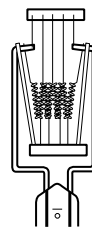
C-7A

C-8
CC-8

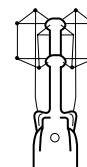
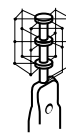
CC-8

2C-8
2CC-8

C-9

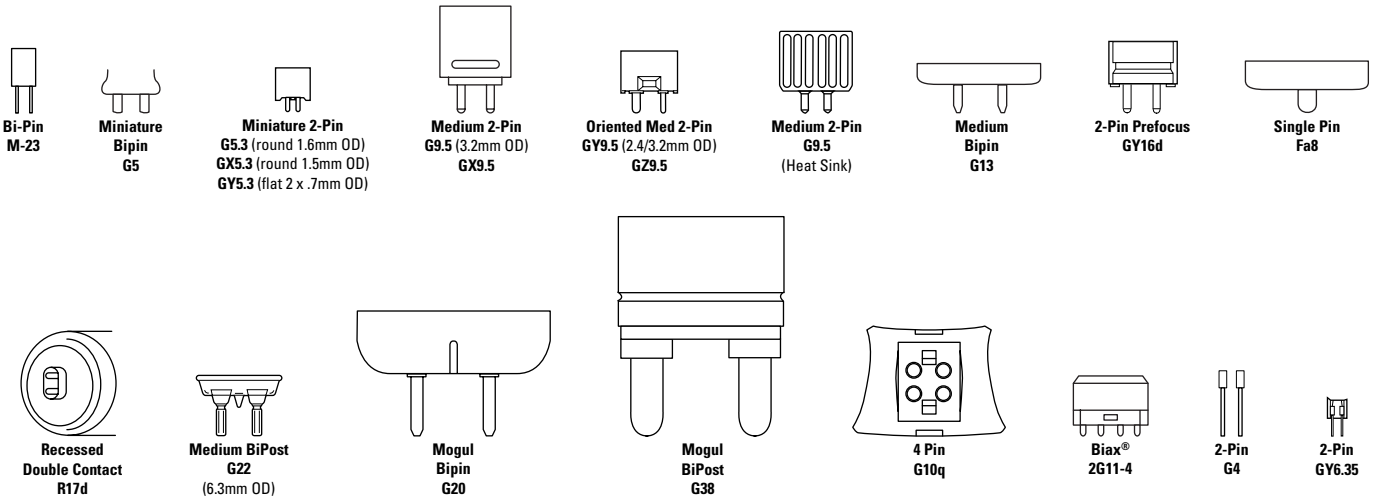
C-13
CC-13

C-13D

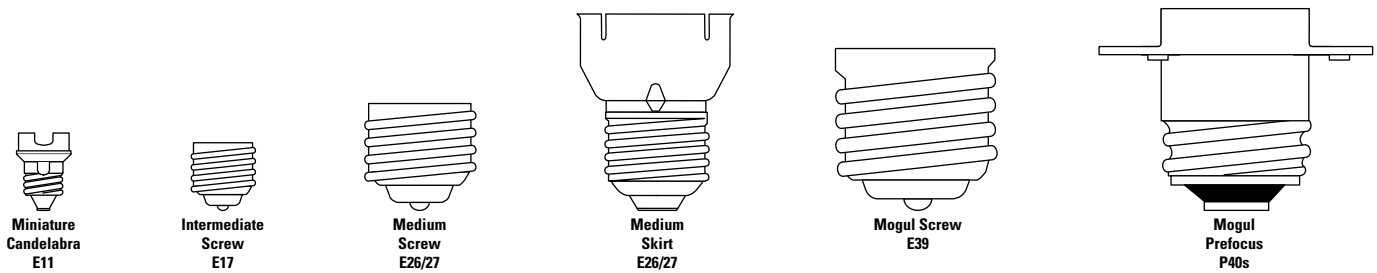
C-17
C-17A

C-22

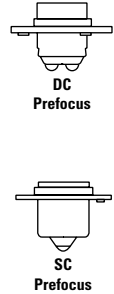
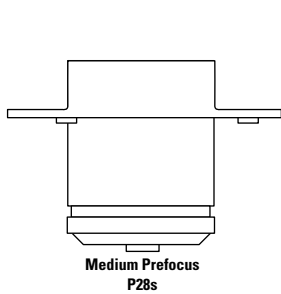
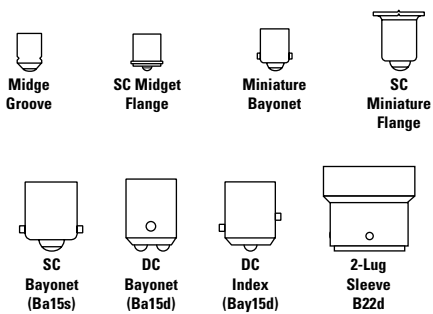
Bases with Pins



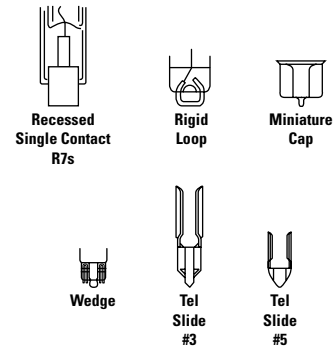
Screw Bases



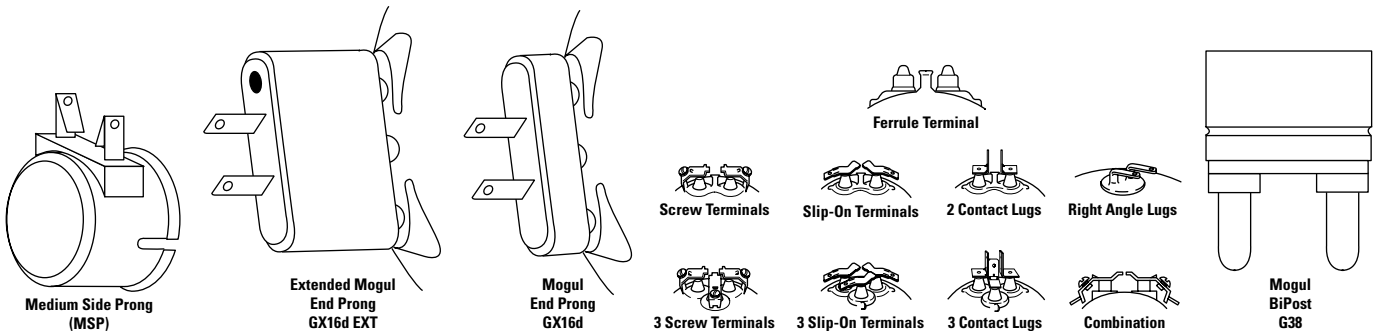
Bayonet and Flange Bases



Other Bases



Sealed Beam and Reflector Bases



GE EUROPE, MIDDLE EAST, AFRICA**AUSTRIA**

GE Lighting GmbH
Eisenstr. 5
65428 Rüsselsheim
GERMANY
Tel: (49)-6142-601-163
Fax: (49)-6142-601-164

**BAHRAIN, EGYPT,
JORDAN, KUWAIT, OMAN,
QATAR, SAUDI ARABIA,
UAE, & YEMEN**

GE International Operations Co.
54 Lebanon Street,
Mohandessin
Giza
EGYPT
Tel: (20) 2 301 8060 or 8065
Fax: (20) 2 303 1082

**BOTSWANA, NAMIBIA,
SOUTH AFRICA, ZIMBABWE**

GE Lighting South Africa
5 Bridget Road
Benrose 2094
SOUTH AFRICA
Tel: (27) 11 618 3870/9
Fax: (27) 11 624 2485

BULGARIA

Representative Office of GE
Hungary Tungsram Lighting
16 Zar Assen, 1st floor
1680 Sofia
Tel.: (359) 2 9813492
Fax: (359) 2 9813492

CROATIA, BIH

ADRIA LIGHTING
Vila Tacen d.o.o. Exclusive
agent of GE Hungary RT
Lighting Business
Tacenska 114a
1210 Ljubljana
SLOVENIA
Tel: (386) 1 5304367, 5304366
Fax: (386) 1 530 4361

**CYPRUS, GREECE, LEBANON,
MALTA, SYRIA, EAST-WEST
& NORTH AFRICA**

GE Hungary Rt.
1340 Budapest
Váci út 77
Tel: (36) 1 399 1100
Fax: (36) 1 399 1672

CZECH REPUBLIC

GE Lighting, s.r.o.
Lidická 965 / 31
602 00 Brno
Tel: (420) 5 4132 1015,
(420) 5 4132 1016
Fax: (420) 5 4132 1017

DENMARK

GE Lighting A/S
Park Alle 295
DK-2605 Brøndby
Tel: (45) 8040 4945
Fax: (45) 8040 4947

**ESTONIA, LATVIA,
LITHUANIA**

General Electric Co. Polska
Sp. z o.o.
ul. Jagiello_ska 74
03-301 Warsaw
POLAND
Tel: (372) 505 4298
Fax: (372) 5307 0590

FINLAND

GE Lighting Oy
Malminkuuppatie 18, 5 krs.
FIN-00700 Helsinki
Tel: (358) 9 8560 6780
Fax: (358) 9 8560 6790

FRANCE & BENELUX

GE Lighting SARL
ZAC Paris Nord II
13, rue de la Perdrix
B.P. 50073
95947 Roissy CDG Cedex
Tel: (33) 1 48 63 68 00

GERMANY

GE Lighting GmbH
Eisenstr. 5
65428 Rüsselsheim
Tel: (49)-6142-601-163
Fax: (49)-6142-601-164

HUNGARY

GE Hungary Rt.
1340 Budapest
Váci út 77
Tel: (36) 1 399 1100
Fax: (36) 1 399 1672

IRELAND

GE Lighting Ltd.
280 Holly Road
Western Industrial Estate
Naas Road
Dublin 12
Tel: (353) 1 456 5591
Fax: (353) 1 450 4142

ISRAEL

GE Hungary Rt.
1340 Budapest
Váci út 77
Tel: (36) 1 399 1100
Fax: (36) 1 399 1672

ITALY

GE Lighting Srl
Via Astichello 2
36010 Vicenza
Tel: (39) 0444 391 311
Fax: (39) 0444 391 443

MACEDONIA

VSD MERKUR dooel
Exclusive Agent of GE
Hungary Rt.
Kozle 88 B-3/7
1000 Skopje
Tel: (389) 2 3091129
Fax: (389) 2 3091753

NORWAY

GE Lighting AS
Karenslyst Allé 2
0214 Oslo
Tel: (47) 80011321
Fax: (47) 80011048

POLAND

General Electric Co. Polska
Sp. z o.o.
Ul. Jagiellońska 74
03-301 Warsaw
Tel: (48) 22 675 4446
Fax: (48) 22 814 1629

PORTUGAL

GE Lighting Appliances
España, s.a.
Llull 95 - 97 Planta Baja
08005 Barcelona

SPAIN

Freephone in Portugal:
800.836.010
Free fax in Portugal:
800.836.007

ROMANIA

Temco Lighting srl - Exclusive
Agent of GE Hungary Rt
str. Tudor Stefan 7-9, apt 6,
sector 1, Bucuresti
Tel.: (40) 21 230 26 00 / 231 85 16
Fax: (40) 21 231 85 94

RUSSIA

GE International
Kosmodamianskaya nab.52
Building 1, 6th Floor
Moscow 115054
Tel: (7) 095 935 72 89
Fax: (7) 095 935 72 77

SERBIA & MONTE NEGRO, BIH

VSD MERKUR dooel
Exclusive Agent of GE
Hungary Rt.
YU Biznis Centar
Bul. Mihajla Pupina 10 D ,
lok.105
11000 Belgrade
Tel: (381) 11 3119256
Fax: (381) 11 3119257

SLOVAKIA

GE Hungary Rt.,
Representative Office
Cyrilometódska 38
94069 Nové Zámky
Tel: (421) 35 642 3075
Fax: (421) 35 642 3075

SLOVENIA

ADRIA LIGHTING
Vila Tacen d.o.o. Exclusive
agent of GE Hungary RT
Lighting Business
Tacenska 114a
1210 Ljubljana
Tel: (386) 1 5304367, 5304366
Fax: (386) 1 530 4361

SPAIN

GE Lighting Appliances
España, s.a.
Llull 95 - 97 Planta Baja
08005 Barcelona
Freephone in Spain: 900 993.612
Free fax in Spain: 900 993.609

SWEDEN

GE Lighting AB
Box 306, Solna strandväg 98
171 75 STOCKHOLM
Tel: (46) 8 51 99 22 12
Fax: (46) 8 51 99 22 14

SWITZERLAND

GE Lighting GmbH
Eisenstr. 5
65428 Rüsselsheim
GERMANY
Tel: (49)-6142-601-163
Fax: (49)-6142-601-164

TURKEY

General Elektrik Türk Ltd. _ti.
Keskin Kalem Sk. No:5
80280 Esentepe/Istanbul
Tel: (90) 212 337 45 00
Fax: (90) 212 337 45 55

UKRAINE

General Electric Co.
Horizont Tower
42/44 Shovkovichna str., 8
Floor
Kiev 01004
Tel: (380) 44 490 69 83
Fax: (380) 44 490 69 82

UNITED KINGDOM

GE Lighting Ltd.
Lincoln Road
Enfield
Middlesex
EN1 1SB
Tel (44) 208 366 1166
Fax (44) 208 727 4400

GE ASIA PACIFIC**AUSTRALIA**

GE Lighting Australia Ltd.
125-127 Long Street
Smithfield, NSW 2164
Tel: (61) 2 9729 0011
Fax: (61) 2 9729 1144

CHINA

GE Consumer Products,
Lighting Co., Ltd.
5F Hong Cao Bldg
421 Hong Cao Road
Shanghai 200233, P.R.China
Tel: (86) 21 64851111
Fax: (86) 21 64857177

CHINA-HONG KONG

GE International Operations
Co. Inc.
Room 801, The Lee Gardens
33 Hysan Avenue
Causeway Bay
Hong Kong
Tel: (852) 2100 6900
Fax: (852) 2376 0013

INDIA

GE Lighting Ltd.
H.R. Complex , 310/6 Industrial
Main Road
Koramngala
Bangalore 560 095
Tel: (91) 80 552 2023
Fax: (91) 80 552 2021

INDONESIA

PT. GE Lighting Indonesia
BRI II Tower Fl. 27th,
Jalan Jenderal Sudirman
Kav. 44 - 46
Jakarta 10210
Indonesia.
Tel.: (62) 21 574 5240
Fax: (62) 21 574 5241

JAPAN

GE Consumer Products
Japan Ltd.
2nd Fl., Kowa 16 Building,
South Wing,
9-20, Akasaka 1-chome
Minato-ku, Tokyo 107-0052
Tel.: (81) 3 6229 1460
Fax: (81) 3 3224-1560

KOREA

GE Samsung Lighting Co. Ltd.
3rd Floor Shinjungang B/D 646-9
Yoksam-Dong, Kangnam-Gu
Seoul, Korea 135-911
Tel: (82) 2 569-4181
Fax: (82) 2 563 9933

MALAYSIA

General Electric
International, Inc.
Suit 3B-8-3 Block 3B
Level 8, Plaza Sentral
Jalan Stesen Sentral 5,
Kuala Lumpur Sentral 50470
Kuala Lumpur.
Tel.: (60) 3 2273 9788
Fax: (60) 3 2273 3473

NEW ZEALAND

GE Lighting New Zealand
Level 10, Lumley House
7 City Road
Auckland
Tel: (64) 9 353 6706
Fax: (64) 9 353 6707

PHILIPPINES

GE Lighting Philippines
1873 P. Domingo Street
1207 Makati City, Metro
Manila
POB 2087 MCC
Tel.: (63) 2 895 7051
Fax: (63) 2 890 8186

SINGAPORE, BRUNEI

GE Pacific Pte. Ltd.
240, Tanjong Pagar Rd.
GE Tower #06-00
Singapore 088540
SINGAPORE
Tel: (65) 6326 3393
Fax: (65) 6326 3015

TAIWAN

GE Lighting Taiwan
2Fl., No. 170, Min Chuan E.
Road, Sec. 3
Taipei, Taiwan, R.O.C.
Tel: (886) 2 2719 6000
Fax: (886) 2 2547 4568/69

THAILAND, CAMBODIA, LAOS

GE Lighting (Thailand) Ltd.
191 Silom Complex Building
17th Floor
Silom Road
Bangrak
Bangkok 10500
THAILAND
Tel: (66) 2 266 2621/5
Fax: (66) 2 266 2626

VIETNAM

GE International ,Inc
Suite 701, Central Building, 31
Hai Ba Trung Str
Hanoi, Vietnam
Tel.: (84) 4 8251016
Fax: (84) 4 8250551

GE SOUTH AMERICA**ARGENTINA**

GE Iluminacion S.A.
Edificio Uruguay III
Virasoro 2656, 2 Piso
(B 1643 HDB) Beccar
Buenos Aires, Argentina
Tel: (54) 11 5556 3300

BRAZIL, URUGUAY

General Electric do Brasil
Parque Industrial Thomas
Edison
Rua Miguel Angelo, 37
Maria da Graça
Rio de Janeiro 20783-900
Brazil
Tel: (55) 21 582 6471
Fax: (55) 21 582 6533

**CARIBBEAN & CENTRAL
AMERICA**

General Electric Company
790 N.W. 107 Avenue,
Suite 204
Miami, Florida 33172
USA
Tel: (1) 305 551 5114
Fax: (1) 305 551 5116

CHILE / BOLIVIA

General Electric de Chile S/A
Casilla 2103
Av. Vicuna Mackenna 2385
Santiago
Tel: (56) 2 555 3031
Fax: (56) 2 556 7329

COLOMBIA

GE Lighting, Colombia
Carrera 5 No. 81-50 Apto 204
El Pinar Alto
Santafe de Bogota

MEXICO

GE Lighting Mexico, SA de CV
Av. Churubusco No 3900
Norte
Apartado Postal 216
64510 Monterrey, N.L. Mexico
Tel: (52) 81 8 318 5600
Fax: (52) 81 8 318

PERU/ECUADOR

GE Lighting Peru
Av. Garcilaso de la Vega 1420
Esquina Con Av. Espana
Lima
Tel: (511) 433 9862
Fax: (511) 332 0482

VENEZUELA

GE Iluminacion de Venezuela
S.A.
TERMAQ
Centro Banaven (Cubo
Negro)
Torre A Piso 6
Avenida La Estancia, Chuao
Caracas, Venezuela
Tel: (58) 212 902 5131
Fax: (58) 212 902 5158

Website**www.GELighting.com**

GE Lighting North America

GE SALES

US Sales Offices

Region/States	Location	Address	Phone/Fax No.
GE Lighting Headquarters		Nela Park, 1975 Noble Road Cleveland, OH 44112	p. 216 266-2121
Eastern	Hartford	965 Turnpike Road Wallingford, CT 06492	p. 203 949-7580 f. 203 949-7550
NY, CT, DE	New York	4 Campus Drive Parsippany, NJ 07054	p. 973 292-7270 f. 973 292-7275
MA, RI, VT, NH, ME, CT	Boston	980 Washington St., Ste. 332N Dedham, MA 02026	p. 781 320-4250 f. 781 320-4270
Southeast	Atlanta	5900 Windward Parkway, Suite 390 Alpharetta, GA 30005	p. 770 753-3802 f. 770 753-3835
NC, SC	Charlotte	4601 Park Rd., Ste. 19C Charlotte, NC 28209	p. 704 561-5710 f. 704 561-5793
AL, GA	Birmingham	300 Riverhills Business Park Birmingham, AL 35242	p. 205 991-4123 f. 205 991-4180
North FL	Orlando	903 Riverbend Blvd. Longwood, FL 32779-2351	p. 407 682-4492 f. 407 682-7798
South FL	Miami	790 NW 107th Ave., Suite. 208 Miami, FL 33172	p. 305 551-5108 f. 305 551-5101
Central	Cleveland	1975 Noble Road, Bldg. 335F Cleveland, OH 44112	p. 216 266-8875 f. 216 266-5580
DC, MD, VA	Washington	7272 Park Circle Dr., Ste. 300 Hanover, MD 21076	p. 410 737-7212 f. 410 737-7216
West PA, WV, West NY	Pittsburg	1370 Washington Pike Rd., Ste. 108 Bridgeville, PA 15017	p. 412 220-1845 f. 412 220-1830
TN, KY, Southeast IL, South IN	Nashville	1401 Mentelle Drive Franklin, TN 37069	p. 615 595-0705 f. 615 595-0488
OH, Central IN	Columbus	6325 Huntley Road Worthington, OH 43085	p. 614 438-2221 f. 614 438-2412
Midwest	Chicago	2021 Spring Road, Suite #550 Oak Brook, IL 60523-1859	p. 630 573-3903 f. 630 573-3916
North IL, North IN	Chicago	2015 Spring Road, Ste. 400 Oak Brook, IL 60523-1859	p. 630 573-3099 f. 630 573-3042
MN, NE, ND, SD	Minneapolis	5353 Gamble Dr., Ste. 200 Minneapolis, MN 55416	p. 952 542-0225 f. 952 542-0269
Southwest	Frisco, TX	2595 Dallas Parkway, Ste. 200 Frisco, TX 75034	p. 972 377-5293 f. 972 377-5294
CO, NM, WY	Denver	3800 Lewiston St., Suite 400 Aurora, CO 80011	p. 303 753-2222 f. 303 753-2224
KS, MO, OK	Kansas City	10550 Barkley Street, Suite 200 Overland Park, KS 66212	p. 913 967-6240 f. 913 967-6219
LA, MS, AR	New Orleans	201 Evans Rd. Suite 200 Harahan, LA 70123	p. 504 731-5539 f. 504 731-5535
Northwest TX	Dallas	6051 North State Highway 161 Suite 201, Irving, TX 75038	p. 972 444-2067 f. 972 444-2061
South TX	Houston	3530 W. 12th St., Ste. 100 Houston, TX 77008	p. 713 880-7461 f. 713 880-7493
West	Los Angeles	3191 Temple Ave., Ste. 200 Pomona, CA 91768	p. 415 884-9453 f. 909 444-5227
AZ, NV	Phoenix	3200 N. Central Ave., Ste. 600 Phoenix, AZ 85012	p. 602 282-7515 f. 602 282-7499
South CA	Los Angeles	3191 Temple Ave., Ste. 200 Pomona, CA 91768	p. 909 444-5232 f. 909 444-5252
North CA, HI	San Francisco	2120 Diamond Blvd., Ste. 100 Concord, CA 94520	p. 925 969-3628 f. 925 969-3625
OR, WA, AK, ID, MT, UT	Seattle	1605 N.W. Sammamish Rd., Suite 300 Issaquah, WA 98027	p. 425 557-3065 f. 425 557-3136

CANADIAN OFFICES

Calgary, Alberta	2728 Hopewell Place NE, Calgary, Alberta T1Y 7J7	p. 403 214-4435 f. 403 214-4772
Montreal, Quebec	555 Dr. Frederick-Philips Blvd 3rd FL. St. Laurent, Quebec H4M 2X4	p. 514 215-2740 f. 514 215-2795
Oakville, Ontario	468 South Service Road East Oakville, Ontario L6J 2X6	p. 877 259-0941 f. 905 849-2911
Vancouver, BC	#100-8525 Baxter Place Burnaby, BC V5A 4V7	p. 604 451-3216 f. 604 451-3241

In addition to the Sales Offices in the cities listed above, GE Lamp Sales Representatives are resident in other cities. Consult your local telephone directory under GE Lighting.

102 — NORTH AMERICA GE LIGHTING SALES OFFICES

OEM and Specialty Lighting Area Sales Offices

Eastern	1251 Avenue of Americas 7th Floor, New York, NY 10020	p. 212 575-6067 f. 212 575-6605
Southeast Specialty	625 S. Preston Court Alpharetta, GA 30022	p. 866 540-4794 f. 678 393-0919
Southeast OEM	1760 Moriah Woods Blvd, Suite 9 Memphis, TN 38117-7128	p. 901 762-4323 f. 901 762-4336
Midwest	2021 Spring Road, Suite 550 Oak Brook, IL 60523-1859	p. 630 573-3866 f. 630 573-3916
Southwest	6051 North State Highway 161 Suite 201, Irving, TX 75038	p. 817 427-3969 f. 817 485-7396
West OEM	15334 Golden Eagle Blvd. Fountain, AZ 85268	p. 480 836-2469 f. 480 836-2322
West Specialty	571 Rider Ct Claremont, CA 91711	p. 949 450-4767 f. 909 305-4662
Canada OEM	468 South Service Road East Oakville, Ontario L6J 2X6	p. 905 849-2039 f. 905 849-2911
Canada Specialty	468 South Service Road East Oakville, Ontario L6J 2X6	p. 905 469-6070 f. 905 469-6637
Automotive	25900 Telegraph Rd. Southfield, MI 48034	p. 248 351-8031 f. 248 351-8069

To Order Product

US/Canada Current Customer Ordering and Tracking - www.gelightnet.com

Customer Service Center	Telephone	Facsimile
OEM	1-800-544-4680	1-800-544-4830
Automotive OEM	1-800-327-7155	1-800-327-0588
Commercial & Industrial Distributors	1-800-327-0097	1-800-544-4830
Consumer & Retail	1-800-327-2080	1-800-544-4850
Canada (French/English)	1-800-443-4925	1-800-443-4930
Telesales	Telephone	Facsimile
OEM	1-800-544-4780	1-800-327-0663
C&I Midwest	1-800-624-0601	1-800-327-0663
C&I Central	1-866-355-6210	1-800-327-0663
C&I Northeast	1-800-327-7085	1-800-327-0663
C&I West	1-800-443-6272	1-800-327-0663
C&I Southeast	1-800-544-4610	1-800-327-0663
C&I Southwest	1-800-624-0601	1-800-327-0663
Canada	1-800-443-5081	1-800-327-0663

Distribution Centers

Atlanta	1700 Westgate Parkway, Atlanta, GA 30336
Chicago	7770 West 71st Street, Bridgeview, IL 60455
Dallas	1717 West Airfield Dr., PO Box 610847, DFW Airport, TX 75261
Hagerstown	18212 Shawley Dr. Hagerstown, MD 21740
Los Angeles	11600 Philadelphia Ave., Mira Loma, CA 91752
Oakville	1290 South Service Road West, Oakville, Ontario, Canada L6L 5T7
Ravenna	150 Loomis Parkway, Ravenna, OH 44266

Lighting Technical Information

Consumer Inquiries	1-800-GE LIGHT (435-4448)
Commercial, Trade Magazines	1-800-GE LAMPS (435-2677)

International Customer Service and Sales (UA Exporters Only)

	Phone Number	Fax Number
Franchise Exporters	1-800-327-6886	1-800 443-5130
International Customers	1-804-965-1015	1-804 965-1018

All others contact the country sales office listed on the previous page.

For Lamp or Technical Support Call or Click

1-800-GE LAMPS
www.GELighting.com


General conditions of sale

GE Consumer & Industrial Lighting products are supplied according to the Company's General Conditions of Sale. If you require a copy of these conditions please contact your nearest GE Consumer & Industrial Lighting sales office.

For safety information please contact the nearest GE Consumer & Industrial Lighting sales office.

GE Consumer & Industrial Lighting is constantly developing and improving its products. For this reason, all product descriptions in this brochure are intended as a general guide, and we may change specifications from time to time in the interest of product development, without prior notification or public announcement. All descriptions in this publication present only general particulars of the goods to which they refer and shall not form part of any contract. Data in this guide has been obtained in controlled experimental conditions. However, GE Consumer & Industrial Lighting cannot accept any liability arising from the reliance on such data to the extent permitted by law.

The data and suggested applications in this catalog, as well as any additional information our representative may be able to furnish, are for general information only and are not intended and should not be taken as representations or warranties as to the suitability of a lamp or ballast for any particular application or use in any particular equipment, nor are our representatives authorized to make any such warranties. Applications and conditions of use are many and varied, and beyond our control. We cannot possibly have the same degree of knowledge that the purchaser has with respect to the design of his equipment and the conditions of its use. Therefore, it is up to the purchaser to make his own determination as to the suitability of a lamp or ballast for his intended application or use and to assume the responsibility for that determination.

imagination at work 

Printed in the USA
29119 (07/2004)