



POWERED BY  **CROWN**®

Full Line Catalog | 2013

- Installed Sound
- Commercial Audio
- Portable PA
- Tour Sound
- Cinema Sound

INSTALLED SOUND

DCi: The New Standard

DCi2|300, DCi2|600, DCi4|300, DCi4|600, DCi8|300, DCi8|600,
DCi2|300N, DCi2|600N, DCi4|300N, DCi4|600N, DCi8|300N, DCi8|600,



CUTTING EDGE

► FEATURES

- Uses cutting edge DriveCore™ amplifier technology.
- True Rack Density – Power points of 300W or 600W in 2/4/8 channel configurations.
- DCi Amplifiers are guaranteed to deliver at least the rated power in the specifications over a longer period of time than any other competing amplifier
- Ground-breaking 100V direct drive 300W amplification, drives signals over smaller gauge wire
- ADVANCED POWER FACTOR CORRECTED (PFC) UNIVERSAL POWER SUPPLY – The most advanced power supply in an installation amplifier delivers power more efficiently in almost any condition than anyone else, resulting in less power dissipated and less heat in your racks.
- AUX Port provides additional flexibility for amplifiers to be integrated in control systems for remote on/off and amplifier fault monitoring

Models	2-ohms	4-ohms	8-ohms	POWER OUTPUT*		4-ohms (Bridged)	8-ohms (Bridged)	140V (Bridged)	200V (Bridged)	*Maximum average power in watts at rated THD, 20 Hz - 20 kHz.
				70V Vrms	100V Vrms					
DCi 2 300	150W	300W	300W	300W	300W	600W	600W	600W	600W	
DCi 2 600	300W	600W	600W	600W	600W	600W	600W	600W	600W	
DCi 4 300	150W	300W	300W	300W	300W	600W	600W	600W	600W	
DCi 4 600	300W	600W	600W	600W	600W	1200W	1200W	1200W	1200W	
DCi 8 300	150W	300W	300W	300W	300W	1200W	1200W	1200W	1200W	
DCi 8 600	300W	600W	600W	600W	600W	1200W	1200W	1200W	1200W	

► SPECIFICATIONS

Performance Specifications

Input Impedance (balanced, unbalanced): 20kOhms, 10kOhms

S/N ratio, A-weighted: >108dB

Total Harmonic Distortion: < 0.35%

Voltage Gain: 31dB – 300W models; 34 dB – 600W models

Input Sensitivity: 1.4V for 4/8Ω and 70V; 2.0V for 100V

Maximum Input Level before

Compression: +20dBu.

Maximum Input Level before Clip: +26dBu.

Frequency Response: (1W into 8Ω, 20Hz-20kHz): ±0.25dB

Phase Response: (at 1W 10 – 20 kHz): ±35°

Crosstalk: > 80dB

(below rated power 20Hz– 1kHz)

DC output offset (with inputs shorted): ±10mV

Common Mode Rejection: >55dB, >70dB Typical

Damping Factor: ≥500, 20 Hz

Physical Specifications

Input connectors: Balanced 3-pin block connectors, one per channel

Output connectors: 2 Pin terminal strip. Accepts up to 10 AWG fork terminals or bare wire.

AUX connector: 3-pin block connector

Attenuation Control: 21 detent potentiometer for levels from ∞ to 0 dB

Cooling: Variable Fans, airflow from front to back

Dimensions: 3.5" x 19" x 14.25" (8.75cm x 47.5cm x 35.63cm)

DCi 8|600: 3.5" x 19" x 17" (8.75cm x 47.5cm x 42.5cm)

Weight: <30 lbs

Power Specifications

Operating Voltage: 100V – 240V ±15%

Mains Connector: 15 Amp IEC connector

Power Draw at Sleep: Less than 1W

Regulatory Certifications



The new DriveCore install series amplifiers is a complete line of high performance installation amplifiers based on the proprietary DriveCore technology. DCi Series amplifiers are designed, engineered and manufactured to the industry's highest quality standards, and provide system integrators with the advanced features and flexibility required for challenging 21st century installed sound applications. Versatile, compact and highly energy-efficient, DCi Series amplifiers continue the unbroken Crown tradition of leadership in professional and commercial power amplifier technology.

20
13

INSTALLED SOUND

ComTech DriveCore Series: **The New Standard**
CT475, CT875, CT4150, CT8150



FLEXIBILITY

► FEATURES

- High power density: Four/eight-channel models in a 1U chassis
- DriveCore technology
- Light weight design
- Convection (Fan-less) cooled
- Life safety features
- Cascading inputs for added flexibility

POWER OUTPUT*

Models	8-ohm Dual (per channel)
CT 475	75W
CT 875	75W
CT 4150	125W
CT 8150	125W

* Average power in watts at rated THD, 20 Hz - 20 kHz.

► SPECIFICATIONS

Frequency Response (at 1 watt, 20 Hz - 20 kHz): <0.5 dB.

Signal to Noise Ratio below rated power (20 Hz to 20 kHz): 110 dB A-weighted.

Total Harmonic Distortion (THD) at 1 watt, from 20 Hz to 20 kHz: < 0.05%.

Intermodulation Distortion (IMD) < 0.05% (typical).

Crosstalk (below rated power, 20 Hz to 1 kHz): > 70 dB.

Common Mode Rejection (CMR) (20 Hz to 1 kHz): >70 dB.

DC Output Offset (shorted input): < ±5 mV.

Input Impedance (nominal): 20 kilohms balanced, 10 kilohms unbalanced.

Maximum Input Level (before input compression): + 20 dBu.

Voltage Gain (at maximum level setting), 1.4V sensitivity, 4/8 Ohm Operation: 20:1 (26 dB);

AC Line Voltage and Frequency Configurations Available (±10%): 120V/60 Hz, 220/230/240V/50 Hz.

Power Draw at Idle (120VAC mains, all channels in 4/8 ohm mode): 5W.

Cooling: Fanless convention cooled

Dimensions: 19 in. (48.3 cm) W x 1.75 in. (4.4 cm) H x 14.25 in. (36.2 cm) D. (This applies to all models)

Weight (Net, Shipping): 10 lb (4.5 kg), 15 lb (6.8 kg). (This applies to all models)

Front Panel Controls and Indicators

Ready Indicator: Green LED, one per channel, illuminates when the channel is initialized and ready to produce audio output.

Signal Indicator: Green LED, one per channel, illuminates to indicate the presence of analog input signals above -40 dBu.

Clip Indicator: Red LED, one per channel, illuminates when the THD of the channel's output signal rises to a level typically considered as the onset of audible clipping. The Clip Indicator also will illuminate during Thermal Level Control (TLC) or input overload.

Thermal Indicator: Red LED, one per channel, flashes when thermal stress.

Fault Indicator: Red LED, one per channel, flashes when a fault condition has occurred in the channel.

Power Indicator: Blue LED indicates amplifier has been turned on and AC power is available. Indicator also flashes if the amplifier shuts off due to an under-/over-voltage condition on the AC mains.

Power Switch: Amplifier is on when the switch is in the IN position. Indicator flashes if the amplifier shuts off due to an under/over voltage condition on the AC mains or if the amplifier is in DEEP SLEEP mode and the power button is pushed.

Back Panel Controls and Connectors

AC Power Cord Connector: IEC inlet, type 320; 100/120VAC units: 15A; 220/230/240VAC units: 10A. Voltage is indicated above IEC inlet.

Output Connectors: 8-PIN Phoenix Connectors for every four channels.

Input Connectors: Removable Phoenix-style barrier connectors for balanced input.

High-Pass Filter: A fixed 70-Hz high-pass filter settings. The high-pass filter can be set by using the DIP switch located on the back panel.

Auto-Standby: After 30 minutes of idle, amp will go into Standby. Amplifier will come out of Standby once signal is received.

Green Power: Crown's most efficient mode of operation. The power consumption of the amplifier will only match the input load. This means that the amplifier will operate at maximum efficiency at all times.

Input/Output Switches: The amplifier can be configured so that input signals can be routed to multiple outputs.

LifeSafety: Amplifier will produce a 2Hz "heart beat" pulse on a 12VDC signal indicate amplifier is operating within non-fault condition.

Options

XFMR 4/8: This is a rack-mountable transformer that allows 100V/70V output from the amplifier, and allows other amplifiers without direct constant voltage output to be easily integrated into distributed systems.

Protection Systems

Thermal Level Control (TLC): If an amplifier channel starts to overheat, the TLC circuit will engage that channel's input compressor. By compressing the input, the amplifier will not generate as much heat and will have a chance to cool down. The degree of compression is proportional to the amount of overheating. If the channel becomes too hot for safe operation even after full TLC limiting, the channel will shut off, and the Thermal Indicator for that channel will flash brightly to alert the user that a state of thermal stress or overload has caused the channel to shut down.

FIT (Fault Isolation Topology): Isolates faults within affected channels.

Fault: If an amplifier channel requires service, the corresponding Fault indicator will illuminate to alert the user of this condition. If this occurs, return the amplifier to the Crown factory or to an authorized Crown service center.

AC Under-/Over-Voltage Protection: If the AC line voltage varies out of an acceptable range, the amplifier's power supply turns off and the blue Power LED flashes. The amplifier will turn back on when the AC line voltage returns to safe operating levels.

Models	Under-Voltage Limit	Over-Voltage Limit
100VAC	90VAC	110VAC
120 VAC units	108VAC	132VAC
220V/230V/240V units	198VAC	264VAC

Power Fuse: A fuse protects the amplifier from excessive AC current draw.

Inrush Limiting: A soft-start circuit in the power supply minimizes the amplifier's current draw during power-on.

Regulatory Certifications



Crown's CT DriveCore Series offers wide flexibility for a wide range of installed sound applications. These amplifiers offer independent selection of high- and low-impedance operation for each channel pair, making these amps ideal for multi-zone installations.

20
13

INSTALLED SOUND

CTs Series: The Standard
 CTs 600, CTs 1200, CTs 2000, CTs 3000



FOUNDATION

► FEATURES

- High power density. All two channel models in a 2U chassis
- Crown Switching Power Supply for lighter weight
- “Constant-Voltage” or low-impedance operation per channel
- Fully PIP2-compatible

POWER OUTPUT*

Models	2-ohm Dual (per channel)	4-ohm Dual (per channel)	8-ohm Dual (per channel)	16-ohm Dual (per channel)	70V Dual (per channel)	100V Dual (per channel)	4-ohm Bridge	8-ohm Bridge	16-ohm Bridge	100V Bridge	140V Bridge	200V Bridge
CTs 600	150W	300W	300W	300W	300W	300W‡	300W	600W	600W	600W‡	600W	600W‡
CTs 1200	250W	600W	600W	300W	600W	600W‡	500W	1,200W	1,200W	1,200W‡	1,200W	1,200W‡
CTs 2000	1,000W	1,000W	1,000W	625W	1,000W	1,000W	2,000W	2,000W	2,000W	2,000W	2,000W	2,000W
CTs 3000	1,500W	1,500W	1,250W	625W	1,500W	1,500W	3,000W	3,000W	2,500W	3,000W	3,000W	3,000W

*Maximum average power in watts at rated THD, 20 Hz - 20 kHz.

‡With T-170V or TP-170V.

► SPECIFICATIONS

Frequency Response (at 1 watt, 20 Hz - 20 kHz): ± 0.25 dB.

Signal to Noise Ratio below rated power (20 Hz to 20 kHz): 105 dB A-weighted.

Total Harmonic Distortion (THD) at full rated power, from 20 Hz to 20 kHz: CTs 600/1200: < 0.1%. CTs 2000/3000 < 0.35%.

Damping Factor: 10 Hz to 100 Hz: > 3000.

Crosstalk (below rated power, 20 Hz to 1 kHz): > 80 dB.

Common Mode Rejection (CMR) (20 Hz to 1 kHz): 50 dB.

DC Output Offset: < ± 2 mV.

Input Impedance (nominal): 10 kilohms balanced, 5 kilohms unbalanced.

Maximum Input Level: +20 dBu before input compression, +32 dBu absolute maximum.

Load Impedance: (Note: Safe with all types of loads)

CTs 600/1200

Stereo: 2/4/8/16 ohms, 70V, 100V
Bridge Mono: 4/8/16 ohms, 140V.

CTs 2000/3000

Stereo: 2/4/8/16 ohms, 70V, 100V
Bridge Mono: 4/8/16 ohms, 140V, 200V.

Voltage Gain (at maximum level setting):

8/4 ohm operation, 1.4V sensitivity

CTs 600 35:1 (31 dB)

CTs 1200 50:1 (34 dB)

CTs 2000 63.9:1 (36 dB)

CTs 3000 71.4:1 (37 dB).

26 dB: 20:1 (26 dB).

70V operation, 1.4V sensitivity or 100V operation, 2.0V sensitivity: 50:1 (34 dB).

AC Line Voltage and Frequency Configurations Available ($\pm 10\%$): 120VAC/60Hz, 230VAC/50 Hz.

Power Draw at Idle (120VAC mains):

CTs 600/1200: 24W (standby mode)

CTs 2000/3000: 35W (standby mode).

Cooling: Continuously variable speed forced air, front-to-back airflow.

Dimensions: 19 in. (48.3 cm) W x 3.5 in. (8.9 cm) H x 14.25 in. (36.2 cm) D.

Weight: Net, Shipping

CTs 600: 22.8 lb (10.3 kg), 27.7 lb (12.6 kg)

CTs 1200: 23.4 lb (10.6 kg), 28.3 lb (12.8 kg)

CTs 2000: 27.0 lb (12.2 kg), 32.0 lb (14.5 kg)

CTs 3000: 27.7 lb (12.6 kg), 32.7 lb (14.8 kg).

Front Panel Controls and Indicators

Bridge Mode Indicator: Yellow LED illuminates when the rear-panel Mode Switch is set to the "Bridge" position.

Ready Indicator: Green LED, one per channel, illuminates when the channel is initialized and ready to produce audio output. Indicator is off when PIP puts the amplifier in standby mode via the control system.

Signal Indicators: Three green LEDs per channel indicate the amplifier's input and output signal levels.

Signal: input signal is above -40 dBu.
 -20 dB: amplifier output is 20 dB below clipping.
 -10 dB: amplifier output is 10 dB below clipping.

Clip Indicator: Red LED, one per channel, illuminates when the channel's output signal reaches the onset of audible clipping. The Clip Indicator also will illuminate during Thermal Level Control (TLC) limiting or when the input compressor/limiter is protecting the amplifier from input overload.

Thermal Indicator: Red LED, one per channel, illuminates when the channel has shut down, or is very near shutting down, due to thermal stress or overload.

Fault Indicator: Red LED, one per channel, flashes when the amplifier output channel has stopped operating.

Data Indicator: Yellow LED indicates control data activity (if the amplifier is equipped with HiQnet control, and connected to a control system).

Power Indicator: Blue LED indicates amplifier has been turned on and AC power is available. The LED will flash when the AC line voltage is 15% above or 25% below the nominal rated value.

Cooling Vents: Front-to-rear forced airflow.

Power Switch: Push-on / push-off switch.

Back Panel Controls and Connectors

Power Cord Connector: Standard 15 amp IEC inlet. Voltage is indicated above IEC inlet.

Reset Switch: Resets the circuit breaker that protects the power supply.

Speaker Connectors: One four-pole touch-proof terminal strip. Accepts up to 10 AWG terminal forks.

Input Connectors: Balanced 3-pin terminal block connector, one per channel, on the standard PIP2-BBY module.

Channel Level Control: One 21-position detented rotary attenuator per channel, ranging from minus infinity (-70 dB) to 0 dB gain.

Mode Switch: Two-position switch is used to select the amplifier's mode of operation: Dual or Bridge-Mono.

Highpass Filter: One 3-position switch per channel selects between OFF, 35Hz and 70Hz 3rd-order filters.

"Y" Input Switch (Located on the PIP-BBY Module): When set to ON, this switch parallels the input signals of the two channels for use when the input signal is mono. Also can be used to daisy-chain the signal to another amplifier.

Ventilation Grille: Front-to-rear forced airflow.

Options

PIP2 modules, including the PIP-Lite, PIP-USP3/CN, and PIP-USP4/CN.

Protection Systems

Thermal Level Control (TLC): If an amplifier channel starts to overheat, the TLC circuit will engage the input compressor. By compressing the input, the amplifier will not generate as much heat and will have a chance to cool down.

Junction Temperature Simulation (JTS): In the CTs 600/1200, if excess power is demanded, JTS circuitry limits the drive level of the output devices to a safe range, preventing damage.

Fault: The amplifier will light the Fault LED if the amplifier output stage stops operating.

AC Under-/Over-Voltage Protection: If the AC line voltage drops below 25% or rises above 15% of the nominal operating voltage of the amplifier, the amplifier's power supply turns off and the blue Power LED flashes. The amplifier will turn back on when the AC line voltage returns to safe operating levels.

Circuit Breaker: This breaker protects the amplifier from excessive AC current draw.

DC Output Servo: The output servo circuit protects your drivers by eliminating DC offset, even in the presence of very large asymmetrical signals.

In-rush Limiting: A soft-start circuit in the power supply minimizes the amplifier's current draw during power-on.

Variable-speed Fan: Two continuously variable speed fans direct the airflow through the amplifier for cooling.

Regulatory Certifications



Other Applications
Cinema

Crown's CTs Series amplifiers provide exceptional performance, flexibility and value for installed sound applications. CTs Series amplifiers feature independent selection of high and low impedance operation for a specific channel, plus power levels and features that were carefully chosen to match the requirements of fixed install design. Easy integration with HiQnet™ and CobraNet™ allows CTs amplifiers to deliver a comprehensive lineup of monitoring and control features along with digital audio transport for an award-winning digital audio solution.

INSTALLED SOUND

CTs Multi-Channel Series: **The Standard**
 CTs 4200, CTs 8200



FLEXIBILITY

► FEATURES

- High power density: Four-channel model in a 2U chassis, eight-channel model in a 3U chassis
- Crown Switching Power Supply for lighter weight
- Selectable “Constant-Voltage” or low-impedance (4/8 ohm) operation per channel-pair.
- “FIT” (Fault Isolation Topology) circuitry isolates fault conditions without affecting neighboring channels

POWER OUTPUT*

Models	All channels driven			1 channel driven			All channel pairs driven			1 channel pair driven		
	4-ohm Dual	8-ohm Dual	70V Dual	4-ohm Dual	8-ohm Dual	70V Dual	8-ohm Bridge	16-ohm Bridge	100V Bridge	8-ohm Bridge	16-ohm Bridge	100V Bridge
CTs 4200	260W	180W	220W[†]	270W	220W	250W[†]	520W	400W	220W[†]	560W	440W	250W[†]
CTs 8200	200W	160W	200W[†]	270W	220W	250W[†]	400W	320W	200W[†]	540W	440W	250W[†]

*Maximum average power in watts at 1kHz at 0.1% THD.

†Constant Voltage full-bandwidth power ratings support 100 Hz to 20 kHz due to automatic high-pass filters.

► SPECIFICATIONS

Frequency Response (at 1 watt, 20 Hz - 20 kHz): ± 0.5 dB.

Phase Response (at 1 watt, 10 Hz - 20 kHz): $\pm 35^\circ$.

Signal to Noise Ratio below rated power (20 Hz to 20 kHz): 100 dB unweighted.

Total Harmonic Distortion (THD) at 1 watt, from 20 Hz to 20 kHz: $< 0.05\%$.

Intermodulation Distortion (IMD) 60 Hz and 7 kHz at 4:1, from 163 milliwatts to full bandwidth power: $< 0.05\%$ (typical).

Damping Factor: 10 Hz to 400 Hz: > 180 .

Crosstalk (below rated power, 20 Hz to 1 kHz): > 80 dB.

Common Mode Rejection (CMR) (20 Hz to 1 kHz): > 50 dB.

DC Output Offset (shorted input): $< \pm 5$ mV.

Input Impedance (nominal): 20 kilohms balanced, 10 kilohms unbalanced.

Maximum Input Level (before input compression): $+ 20$ dBu.

Load Impedance: (Note: Safe with all types of loads)

Stereo: 4/8 and 25 ohms (70V)

Bridge Mono: 8/16 and 50 ohms (100V)

Voltage Gain (at maximum level setting), 1.4V sensitivity,

4/8 Ohm Operation: 20:1 (26 dB);

70V Operation: 50:1 (34 dB)

100V Operation: 71.4:1 (37 dB)

AC Line Voltage and Frequency Configurations

Available ($\pm 10\%$): 120V/60 Hz, 220/230/240V/50 Hz.

Power Draw at Idle (120VAC mains, all channels in 4/8 ohm mode): 58W.

Power Draw at Idle (120VAC mains, all channels in 70V mode): 77W.

Cooling: Continuously variable speed forced air, front-to-back airflow.

Dimensions (Width, Height, Depth):

CTs 4200: 19 in. (48.3 cm) W x 3.5 in. (8.9 cm) H x 16.25 in. (41.3 cm) D.

CTs 8200: 19 in. (48.3 cm) W x 5.25 in. (13.3 cm) H x 16.25 in. (41.3 cm) D.

Weight (Net, Shipping):

CTs 4200: 27 lb 8 oz (12.5 kg), 32 lb (14.5 kg)

CTs 8200: 36 lb 6 oz (16.5 kg), 47 lb (21.3 kg).

Front Panel Controls and Indicators

Bridge Mode Indicator: Yellow LED, one per channel pair, illuminates when the channel pair's Mode Switch is set to the "Bridge" position. If Mode switch is changed while amplifier is powered up, Bridge LED will flash, indicating that the amplifier must be powered off and on to reset the Mode.

Ready Indicator: Green LED, one per channel, illuminates when the channel is initialized and ready to produce audio output.

Signal Indicator: Green LED, one per channel, illuminates to indicate the presence of analog input signals above -40 dBu.

Clip Indicator: Red LED, one per channel, illuminates when the THD of the channel's output signal rises to a level typically considered as the onset of audible clipping. The Clip Indicator also will illuminate during Thermal Level Control (TLC) or input overload.

Thermal Indicator: Red LED, one per channel, flashes when a state of thermal stress or overload has caused the channel to shut down. If the power supply goes into thermal overload, all channel LEDs will flash.

Fault Indicator: Red LED, one per channel, flashes when a fault condition has occurred in the channel.

Ventilation Grille: Front-to-rear forced airflow.

Data Indicator: Yellow LED indicates HiQnet data activity (if the amplifier is equipped with an USPCN Module and connected to a control network).

Power Indicator: Blue LED indicates amplifier has been turned on and AC power is available. Indicator also flashes if the amplifier shuts off due to an under-/over-voltage condition on the AC mains.

Power Switch: Amplifier is on when the switch is in the IN position.

Back Panel Controls and Connectors

AC Power Cord Connector: IEC inlet, type 320; 100/120VAC units: 15A; 220/230/240VAC units: 10A.

Voltage is indicated above IEC inlet.

Output Connectors: One four-pole terminal strip for every two channels with touch-proof cover. Accepts up to 10 AWG terminal forks.

Accessory Panel: CTs 4200 accepts an optional VCA-MC4A module. CTs 8200 accepts an optional VCA-MC8 module.

Channel Level Controls: One 21-position detented rotary potentiometer per channel, ranging from infinity (-70 dB) to 0 dB attenuation.

Input Connectors: Removable Phoenix-style barrier connectors for balanced input. When the USPCN module is installed, these can also be used as a CobraNet input or a backup for CobraNet.

Mode Switch: Used on each consecutive pair of channels, this four-position switch is used to select the amplifier's mode of operation: Dual 8/4 ohms, Dual 70V, Bridge-Mono 16/8 ohms, and Bridge-Mono 100V.

Cooling Vents: Front-to-rear forced airflow.

Options

Control Modules: USPCN HiQnet and CobraNet Module VCA-MC4A: VCA module for CTs 4200A. VCA-MC8: VCA module for CTs 8200.

Wall-mount level control panels for use with VCA module: 1-VCAP: Single-gang panel with 1 VCA channel volume control. 4-VCAP: Two-gang panel with 4 VCA channel volume controls.

T-170V: This is an autoformer that allows 100V output from the amplifier, and allows other amplifiers without direct constant voltage output to be easily integrated into distributed systems.

TP-170V: This is a rack-mountable panel with four autoformers as described above.

Protection Systems

Thermal Level Control (TLC): If an amplifier channel starts to overheat, the TLC circuit will engage that channel's input compressor. By compressing the input, the amplifier will not generate as much heat and will have a chance to cool down. The degree of compression is proportional to the amount of overheating. If the channel becomes too hot for safe operation even after full TLC limiting, the channel will shut off, and the Thermal Indicator for that channel will flash brightly to alert the user that a state of thermal stress or overload has caused the channel to shut down.

FIT (Fault Isolation Topology): Isolates faults within affected channels.

Fault: If an amplifier channel requires service, the corresponding Fault indicator will illuminate to alert the user of this condition. If this occurs, return the amplifier to the Crown factory or to an authorized Crown service center.

High-Pass Filter: A fixed 35-Hz (70-Hz in CTs 4200) high-pass filter per channel pair is automatically inserted when the mode switch is set to either of the constant-voltage settings. The high-pass filter corner frequency in the CTs 8200 can be set to 70 Hz, or bypassed, with a service option.

AC Under-/Over-Voltage Protection: If the AC line voltage varies out of an acceptable range, the amplifier's power supply turns off and the blue Power LED flashes. The amplifier will turn back on when the AC line voltage returns to safe operating levels.

Models	Under-Voltage Limit	Over-Voltage Limit
100VAC (CTs 8200 only)	90VAC	110VAC
120 VAC units	108VAC	132VAC
220V/230V/240V units	198VAC	264VAC

Power Fuse: A fuse protects the amplifier from excessive AC current draw.

Inrush Limiting: A soft-start circuit in the power supply minimizes the amplifier's current draw during power-on.

Variable-speed Fan: Continuously variable speed fan directs the airflow through the amplifier for cooling.

Regulatory Certifications



Other Applications
Cinema

Crown's CTs Multi-Channel Series offers wide flexibility for a wide range of installed sound applications. CTs Multi-Channel Series amplifiers offer independent selection of high- and low-impedance operation for each channel pair, making these amps ideal for multi-zone installations.

20
13

INSTALLED SOUND

CTs Multi-Channel Series: **With CobraNet**
 CTs 4200USP/CN, CTs 8200USP/CN



COBRANET™ CAPABLE

► FEATURES (with USPCN module)

- 100 Mbps Ethernet single-plug solution for CobraNet audio, and HiQnet™ control and monitoring
- Analog audio inputs allow CobraNet network audio input, CobraNet audio backup, or a hardwire emergency override of CobraNet audio
- 24 bit digital to analog conversion with 32 bit, floating point DSP processing
- Firmware upgrades via the network
- 10 user selectable presets
- Reliable FLASH memory backup of all parameters

POWER OUTPUT*

Models	All channels driven			1 channel driven			All channel pairs driven			1 channel pair driven		
	4-ohm Dual	8-ohm Dual	70V Dual	4-ohm Dual	8-ohm Dual	70V Dual	8-ohm Bridge	16-ohm Bridge	100V Bridge	8-ohm Bridge	16-ohm Bridge	100V Bridge
CTs 4200USP/CN	260W	180W	220W†	270W	220W	250W†	520W	400W	220W†	560W	440W	250W†
CTs 8200USP/CN	200W	160W	200W†	270W	220W	250W†	400W	320W	200W†	540W	440W	250W†

*Maximum average power in watts at 1kHz at 0.1% THD.

†Constant Voltage full-bandwidth power ratings support 100 Hz to 20 kHz due to automatic high-pass filters.

► SPECIFICATIONS

USP/CN CobraNet Module Specifications

(for amplifier specifications, see the CTs Multi-Channel Series pages)

Connectors:

AUX Connector

Configurable for AUX input, AUX output and Listen Bus. Listen Bus is also supported through CobraNet.

Network Connector

The dual RJ45 CobraNet connectors allow a Primary & Secondary connection to the 100Mb Ethernet network. Should the Primary connection lose link activity with the network, the input module will automatically switch to the Secondary connection to ensure uninterrupted audio and control. The indicators on the RJ45 connectors display network information concerning the Ethernet and CobraNet connections.

Indicators:

Preset Indicator

Signals the number of the current preset, if active, by flashing a series of flashes equal to the current preset number.

Data Indicator

Flashes when the module receives a valid command that is addressed to the CTs 4200 USP/CN and CTs 8200USP/CN.

Switches:

Reset/Preset Switch

Used to change presets, restore settings to factory default or restore all the presets to the factory defaults. During operation of the switch, the Data indicator flashes as an aid to the user. Accessible with a straightened paper clip through the rear panel, the switch selects the next user preset if pressed for less than 2 seconds, resets the module to preset "0" if pressed for more than 2 seconds.

General:

Memory Backup: Non-volatile FLASH memories for backup of run-time parameters, presets, and program storage.

Communications: 100Mb Fast Ethernet conforming to IEEE 802.3.

Overall Audio Performance:

DSP Processing: Two processors, 32 bit, Floating Point, 724 μ s latency.

D/A and A/D Conversion: 24 bit.

Latency:

DSP processing: 1 ms or 1000 μ s.
Digital-to-analog conversion: 250 μ s.
Analog-to-digital conversion: 250 μ s.
Amplifier: 100 μ s.
Total: 1.6 ms or 1000 μ s.

Dynamic Range: 103 dB typical (A-weighted, 20Hz–20kHz, audio sourced from muted CobraNet channel).

Distortion: < 0.1% THD+N, 20Hz–20kHz.

Frequency Response: \pm 0.5 dB, 20Hz–20kHz.

Input/Output Monitor Accuracy: Typically \pm 1dB.

Maximum Input Level: + 20 dBu.

Regulatory Certifications



Other Applications
Cinema



CTs 8200USP/CN Back Panel (note USP/CN CobraNet™ module at top left)

The Crown® CTs 4200USP/CN and CTs 8200USP/CN power amplifiers have an integrated 3rd generation, DSP-based input module. It connects the amplifier to a 100 Mbps Ethernet network allowing it to be remotely controlled and monitored via System Architect™ software. In addition, the input module allows the transport of real-time digital audio via CobraNet™ over the same Ethernet network. The amplifiers connect to a HiQnet™ audio control/monitor network using standard 100 Mbps Ethernet hardware (switches, Network Interface Cards, and cables). CobraNet™ audio is available over the same 100 Mbps Ethernet network, providing a simple-to-install, single-plug solution for audio distribution, control, and monitoring.

INSTALLED SOUND

CDi Series: 2/4/8 Ohm, 70V/100V per channel
 CDi 1000, CDi 2000, CDi 4000, CDi 6000



VERSATILITY

► FEATURES

- Onboard digital signal processing includes crossovers, EQ filters, delay, and output limiting
- Computer connectivity via USB allows fast setup and configuration with HiQnet™
- Barrier strip outputs, removable Phoenix-style input
- Extremely versatile, handling a wide range of speaker impedances and outputs
- Switch-mode universal power supply
- Speaker presets for crossover frequencies, EQ, limiting, compression, delay

POWER OUTPUT*

Models	2-ohm Dual (per channel)	4-ohm Dual (per channel)	8-ohm Dual (per channel)	70V Dual (per channel)	4-ohm Bridge	100V‡ Dual (per channel)	140V Bridge
CDi 1000	700W**	500W	275W	500W	1,400W**	500W	1,000W
CDi 2000	1,000W**	800W	475W	800W	2,000W**	800W	1,600W
CDi 4000	1,600W**	1,200W	650W	1,000W	3,200W**	1,000W	2,000W
CDi 6000	3,000W**	2,100W	1,200W	2,500W	6,000W**	2,500W	5,000W

*Maximum average power in watts at 1 kHz at 0.5% THD. **With 1% THD. ‡100Vp

► SPECIFICATIONS

Performance

Output Power: See power charts.

Voltage Gain at 1kHz:

CDi 1000: 30.5 dB
CDi 2000: 32.9 dB
CDi 4000: 34.2 dB
CDi 6000: 37.1 dB

Frequency Response: +0/-1 dB from 20 Hz to 20 kHz at 1 watt into 4 ohms.

Load Impedance: Safe with all types of loads. Rated for 2 to 8 ohms in Stereo mode, 4 to 16 ohms in Bridge-Mono mode.

Sensitivity: 1.4V.

Signal to Noise Ratio (below rated 8-ohm power at 1 kHz): 100 dB (A weighted).

Damping Factor: Better than 500 from 20 Hz to 400 Hz.

Crosstalk: > 70 dB below rated power, 20 Hz to 1 kHz.

Input Stage: Input is electronically balanced and employs precision 1% resistors.

Input Impedance (nominal): 20 k ohms, balanced; 10 k ohms, unbalanced.

Maximum Input Signal: +22 dBu typical.

AC Line Voltage and Frequency Configurations Available: 100V, 120V, 220-240V, 50/60 Hz.

AC Line Current:

CDi 1000: 6.8A
CDi 2000: 8.3A
CDi 4000: 10.5A
At Idle: Draws no more than 38 watts.
CDi 6000: 15.3A
At Idle: Draws no more than 180 watts.

Operating Temperature: 0° C to 40° C at 95% relative humidity (non-condensing).

DSP Section

Input EQ: 6 parametric filters per channel with adjustable Q, ±15 dB boost/cut. Also adjustable high and low shelving filters. This 8-filter EQ section can be bypassed.

Crossover Filters: Highpass and lowpass per channel. Butterworth 6/12/18/24 dB per octave and Linkwitz-Riley 24/48 dB per octave. Also includes ±15 dB bandpass gain and polarity control.

Output EQ: 8 parametric filters per channel with adjustable Q, ±15 dB boost/cut. This 8-filter EQ section can NOT be bypassed. Filters are enabled individually.

Delay: Up to 50 msec total delay per channel.

Output Limiter: Prevents clipping and protects loudspeakers. Choice of -3, -6, or -12 dB threshold per channel.

Presets: 20 presets. 19 are user-definable

Front Panel Controls and Indicators

Level: Detented rotary level control, one per channel.

Power Switch: On/off switch applies AC power to the amplifier.

Sel/Prev/Next Buttons: Three buttons near the LCD screen are used to access menu items and front panel lockout.

LCD Screen: Backlit liquid crystal display shows speaker presets and signal processing.

Signal Indicator: Green LED, one per channel, illuminates when a very low-level signal is present at input.

-10 Indicator: Green LED flashes when output signal exceeds -10 dB below clip.

-20 Indicator: Green LED flashes when output signal level exceeds -20 dB below clip.

Ready Indicator: Green LED, one per channel, illuminates when the amplifier is ready to produce audio.

Clip Indicator: Red LED, one per channel, turns on at the threshold of audible distortion.

Temp Indicator: Red LED, one per channel, illuminates under excessive temperature conditions.

Power Indicator: Blue LED illuminates when the amplifier has been turned on and has power.

Rear Panel Controls and Connectors

AC Line Connector:

CDi 1000, 2000, 4000: NEMA 5-15P (15A).
CDi 6000: NEMA 6-10P (20A)
IEC C20 (20A).

Input Connector: Two 3-pin removable Phoenix-type connectors each accept a balanced line-level input signal.

Output Connectors: 4-position barrier strip with connectors for dual loudspeakers or bridge-mono loudspeaker. Dual connectors work with 2-8 ohm or 70V/100V loads. Bridge-mono connectors work with 4-8 ohm or 140V loads.

HiQnet USB Connector: Type B, connects to a USB port on a PC.

Protection

CDi Series amplifiers are protected against shorted, open or mismatched loads; overloaded power supplies; excessive temperature; chain destruction phenomena; excessive output current, and input overload damage. They also protect loudspeakers from input/output DC, large or dangerous DC offsets and turn-on/turn-off transients.

Included Accessories

Non-touch cover
Locking level-control knobs.

Construction

Chassis: Steel.

Cooling: Proportional speed fan with front-to-rear airflow.

Dimensions: EIA Standard 19-in. rack mount width (EIA RS-310-B), 3.5 in. (8.9 cm) high and 12.25 in. (31.11 cm) deep behind mounting surface. CDi 6000 is 16.2 in. (41.15 cm) deep.

Net Weight:

CDi 1000, 2000, 4000: 19 lb (8.6 kg).
CDi 6000: 24 lb (10.9 kg).

Shipping Weight:

CDi 1000, 2000, 4000: 22 lb (10.0 kg).
CDi 6000: 30 lb (13.6 kg).

Regulatory Certifications



Note: All measurements apply to all models of CDi Series amplifiers in stereo mode with 8-ohm loads and an input sensitivity of 1.4V, 1 kHz at rated power unless otherwise specified. Specifications for units supplied outside the U.S.A. may vary slightly at different AC voltages and frequencies.

The CDi Series of Crown® amplifiers are professional tools designed and built for installed sound applications. The series includes four models which are identical except for output power: CDi 1000, CDi 2000, CDi 4000 and CDi 6000. All are rugged and lightweight, and offer unmatched value in their class. CDi-Series amplifiers feature an LCD screen with DSP speaker presets. Other features include a switch-mode universal power supply, useful function indicators, proportional-speed fan-assisted cooling, removable Phoenix-style inputs, barrier strip outputs for low-Z or 70V/140V loads, short-circuit protection and more.

COMMERCIAL AUDIO

CSA-2120, CST-2120



COMPACT

► FEATURES

- DriveCore™ powered 2 x 120W commercial amplifier
- UL2034 Plenum Rated ***NEW***
- Convection cooled design for silent operation
- Compact size and light weight
- Auto-Standby mode for energy savings
- Summing RCA inputs for each channel
- CST2120 provides 70V & 100V operation allowing the CSA2120 to be easily integrated into a distributed system

POWER OUTPUT*

Models	4-ohm	8-ohm
CSA-2120	120W	120W

*Two Channels at 1 kHz power, THD+N<0.5%

► SPECIFICATIONS

CSA-2120

Frequency Response(1 watt into 4 or 8 Ohms):
+/- 1 dB

Load Impedance: Rated for 4 or 8 Ohms

Sensitivity (8 ohms load): 1.4 Vrms

Signal to Noise Ratio
(below rated 8-ohm power at 1 kHz, A weighted):
100 dB

Crosstalk (A weighted):
70 dB below rated from 20 Hz to 1k Hz;
50 dB below rated at 20 kHz

Input Impedance (nominal):
Balanced: 20k Ohms
Unbalanced: 10k Ohms

AC Line Voltage and Frequency Configurations
Available: 100-240 V, 50/60 Hz

Maximum Input Signal: +20 dBu typical

Operating Temperature: 0° C to 40° C at 95% relative humidity (non-condensing)

Dimensions (W x H x D): 8.2" x 1.7" x 7" (209 mm x 44 mm x 178 mm)

Net Weight: +20 dBu typical

Shipping Weight: 1.7 Kg (3.8 lbs)

CST-2120

Max Input Power: 125W/CH

Max Input Voltage: 32Vrms (AMP rated at 125W into 8 ohms)

Insertion Loss: Less than 1dB

Frequency Response: +0/-1 dB (at 70 V tap/40 ohms load or 100 V tap/80 ohms load, 1 watt output, 70Hz – 15kHz)

Dimensions (W x H x D): 8.2" X 1.7" X 7" (209 mm x 44 mm x 178 mm)

Net Weight: 2.1 Kg (4.6 lbs)

Gross Weight: 2.4 Kg (5.3 lbs)

Regulatory Certifications



The JBL Commercial® CSA-2120 power amplifier is a professional tool designed and built for installed sound applications. The amplifier is two-channel model providing simple analog front-end processing, with a switch-mode universal power supply.

The rack-mountable JBL Commercial® CST-2120 transformer module provides impedance and voltage matching from the CSA-2120 amplifier (with 4 and 8 ohms outputs) to drive 70V and 100V distributed speakers systems.

COMMERCIAL AUDIO

14M, 28M



ADAPTABLE

► FEATURES

- 4 or 8 inputs, 1 or 2 output channels
- Ideal for commercial and industrial use
- Balanced Phoenix-type mic/line inputs; RCA inputs
- Balanced Phoenix-type line outputs
- Any input can be sent to any output
- Priority muting
- Independent bass and treble controls for each input

Model	Inputs	System Zones
14M	4	Single-zone
28M	8	Two-zone

► SPECIFICATIONS

Performance

Frequency Response (at line out): 20 Hz to 20 kHz +/- 1 dB.

Signal to Noise Ratio (master volume at minimum): 100 dB.

THD: 0.05% typical with 800 mV balanced input, 1V output.

Input Sensitivity (volts RMS for full output at maximum gain):

Balanced mic inputs: 3 mV.
Balanced line inputs: 800 mV.
RCA connectors: 400 mV.

Input Impedance (nominal):

Mic: 400 ohms.
Line: 100 kilohms.
RCA: 50 kilohms.

Crosstalk (all controls at "10"): -50 dB at 1kHz.

Line Output Level (nominal): 1.2 V into 10 kilohms.

Phantom Power: 15 VDC.

AC Line Voltages Available:

100V 50/60 Hz
120V 60 Hz
220V 50/60 Hz
230V 50/60 Hz
240V 50/60 Hz

Operating Temperature/Humidity: 0° C to 40° C at 95% relative humidity (non-condensing).

Storage Temperature: -20° C to 85° C.

Front Panel Controls and Indicators

Power Switch: Pushbutton on-off switch. The power switch does not affect the 24V DC auxiliary power input.

Input Level Controls: Microphone/line, four in 14M, eight in 28M. Detented potentiometers with knobs.

Tone Controls: Bass and Treble non-detented potentiometers on each input channel. Bass ± 10 dB at 100 Hz, Treble ± 10 dB at 10 kHz.

Power Indicator: Blue LED indicates power on.

Input Signal Presence Indicator: Green LED, one for each input channel, illuminates when input signal exceeds -24 dBu (line) or -70 dBu (mic).

Output Signal Presence Indicator: Green LED, one for each output channel, illuminates when output signal level exceeds 100 mV.

Clip Indicators: Red LED, one per output channel. Illuminates at threshold of audible distortion.

Output Level Controls: One per output channel. Detented potentiometer with knob.

Back Panel Controls and Connectors

Fuse: Protects the power supply.

AC Power Inlet: Detachable IEC.

Auxiliary Power Input: 2-position terminal strip for 24 VDC ($\pm 10\%$) backup power. Accepts up to 10 AWG terminal forks.

Mixer Config Switch: A DIP switch with two functions:

1. Assigns an input as the priority input for each output, thereby temporarily muting the remaining inputs. Muting is activated by contact closure.
2. Global enable switch for phantom power. Does not affect RCA inputs. Default position is off.

Priority Connector: 3-pin Phoenix-type connector allows Input 1 or Input 5 (28M only) to mute other input signals by contact closure.

Input Routing Switch (28M only): DIP switches that assign each input signal to each output. Two switches per input.

Line Out Connector: One 3-pin balanced Phoenix-type connector per output channel. Level controlled by master volume control.

Input Connectors:

Mic/Line Connector: 3-pin Phoenix-type, balanced, one per input channel.

Dual RCA Input Connector: For stereo music signals, unbalanced, summed together, two connectors per input channel.

Mic/line Switch: Selects mic-level or line-level signals. One switch for each balanced input

Included Accessories

Power cord
Detachable rack ears
Phoenix-type connectors

Dimensions

EIA Standard 19-inch (48.3-cm) rack mount width (EIA RS-310-B) with rack ears, 1.7-inch (4.3-cm) height and 10.7-inch (27.18-cm) depth behind the mounting surface.

Weight

Net Weight:

14M: 8.7 lb (3.9 kg)

28M: 8.7 lb (3.9 kg)

Shipping Weight:

14M: 14 lb (6.4 kg)

28M: 14 lb (6.4 kg)

Regulatory Certifications



The Crown® 14M and 28M are high-value mixers for commercial and industrial audio. The mixers are part of Crown's Commercial Audio Series, which also includes mixer-amplifiers and power amplifiers. These low-cost units provide all necessary features in a simple building-block format. Some applications include schools, hospitals, factories, restaurant/retail, houses of worship, fitness facilities, A/V boardrooms, correctional facilities, and small offices. Typical uses are paging, background music, security and evacuation instructions. Input routing allows each input to be assigned to any output. You can add more mixers for more inputs, or add more power amps (or mixer-amps) to handle more zones. Other features include priority muting and phantom power.

COMMERCIAL AUDIO

180A, 280A, 1160A



POWER ZONE

► FEATURES

- Ideal for commercial and industrial use
- Balanced Phoenix-type line inputs; touch-proofed screw-terminal speaker outputs
- Advanced protection system includes output current limiting, DC protection, circuit breaker/fuse, and thermal protection
- 1 or 2 inputs; 1 to 2 amplifier output channels

POWER OUTPUT*

Models	4-ohm	70V/100V	Inputs	System Zones
180A	80W	80W	1	Single-zone
280A	80W	80W	2	Two-zone
1160A	160W	160W	1	Single-zone

*Minimum guaranteed power in watts at 1 kHz with 0.5% THD.

► SPECIFICATIONS

Performance

Frequency Response (at 1 watt from 4-ohm tap): 70 Hz to 19 kHz +/- 1 dB.

Frequency Response (at line out): 20 Hz to 20 kHz +/- 1 dB.

Power Bandwidth (at 4-ohm tap, 2 dB below maximum 1 kHz power): 50 Hz to 20 kHz with < 0.5% THD

Signal to Noise Ratio (ref. to rated power, master volume at minimum): 85 dB.

DC Output Offset: < ±5 mV.

THD: Less than 0.5% at rated power at 1 kHz.

Input Sensitivity (for full output at maximum gain): 800 mV.

Input Impedance (nominal): 100 kilohms.

Minimum Load Impedance:

100V output: 160 ohms.

70V output: 80 ohms.

4-ohm output: 4/8 ohms.

Crosstalk (all controls at "10"): -70 dB at 1kHz.

Line Output Level (nominal): 1V into 10 kilohms.

AC Line Voltages Available:

100V 50/60 Hz

120V 60 Hz

220V 50/60 Hz

230V 50/60 Hz

240V 50/60 Hz

Operating Temperature/Humidity: 0° C to 40° C at 95% relative humidity (non-condensing).

Storage Temperature: -20° C to 85° C.

Front Panel Controls and Indicators

Power Switch: Pushbutton on-off switch. The power switch does not affect the 24V DC auxiliary power input.

Power Indicator: Blue LED indicates power on.

Output Signal Presence Indicator: Green LED, one for each output channel, illuminates when output signal level exceeds 100 mV (45 dB below full power) from the 4-ohm tap.

Clip Indicators: Red LED, one per output channel. Illuminates at threshold of audible distortion.

Master Level Controls: One per output channel. Detented potentiometer with knob.

Tone Controls: Bass and Treble non-detented potentiometers on each channel. Bass ±10 dB at 100 Hz, Treble ±10 dB at 10 kHz.

Back Panel Controls and Connectors

Reset Switch: Resets the circuit breaker that protects the power supply. 220/230/240V units have a fuse instead.

AC Power Inlet: Detachable IEC.

Auxiliary Power Input: 2-position terminal strip for 24 VDC (±10%) backup power. Accepts up to 14 AWG terminal forks.

Amplifier Outputs Connectors: One per channel, 4-position terminal strip with COM (Common), 4 ohms, 70V and 100V terminals. Accepts up to 10 AWG terminal forks. Non-touch cover included.

Output VCA Connector: One for every two channels, 4-pin Phoenix-type connector for two VCA control lines of +10 VDC and ground. Compatible with Crown 1-VCAP and 4-VCAP modules.

Line Out Connector: One 3-pin balanced Phoenix-type connector per output channel. Post master, pre-VCA. Level controlled by master volume control.

Amp Input Connector: 3-pin Phoenix-type, high-impedance balanced, one per amplifier channel.

Cooling

Convection cooled.

Protection

Current Limit Protection: Included.

Thermal Limit Protection: Over-temperature thermal cutout.

DC-Fault Load Protection: Included.

Included Accessories

Power cord

Detachable rack ears

Screws for rack ears

Non-touch cover for output connectors

Phoenix-type connectors

Spade lugs

Optional Accessories

1-VCAP remote volume control for one channel.

4-VCAP remote volume control for four channels.

Dimensions

EIA Standard 19-inch (48.3-cm) rack mount width (EIA RS-310-B) with rack ears, 3.5-inch (8.9-cm) height and 12.2-inch (31.0-cm) depth behind the mounting surface (not including non-touch cover). 4.1 inches (10.5 cm) high including feet. 13.9 inches (35.2 cm) deep from front of knobs to back of non-touch cover.

Weight

Net Weight:

180A: 21.0 lb (9.5 kg)

280A: 25.3 lb (11.5 kg)

1160A: 25.3 lb (11.5 kg)

Shipping Weight:

180A: 26.0 lb (11.8 kg)

280A: 30.3 lb (13.7 kg)

1160A: 30.3 lb (13.7 kg)

Regulatory Certifications



The Crown® 180A, 280A and 1160A are high-value amplifiers for commercial and industrial audio. They provide 4-ohm and constant-voltage outputs (70V and 100V). The amps are part of Crown's Commercial Audio Series, which also includes mixers and mixer-amps. These low-cost units provide all necessary features in a simple building-block format.

COMMERCIAL AUDIO

180MA, 280MA, 1160MA



PRACTICAL

► FEATURES

- 4 to 8 inputs, 1 to 2 amplifier output channels
- Ideal for commercial and industrial use
- Balanced Phoenix-type mic/line inputs; touch-proofed screw-terminal speaker outputs
- Any input can be sent to any output
- Priority muting

POWER OUTPUT*

Models	4-ohm	70V/100V	Inputs	System Zones
180MA	80W	80W	4	Single-zone
280MA	80W	80W	8	Two-zone
1160MA	160W	160W	4	Single-zone

*Minimum guaranteed power in watts at 1 kHz with 0.5% THD.

► SPECIFICATIONS

Performance

Frequency Response (at 1 watt from 4-ohm tap): 70 Hz to 19 kHz \pm 1 dB.

Frequency Response (at line out): 20 Hz to 20 kHz \pm 1 dB.

Power Bandwidth (at 4-ohm tap, 2 dB below maximum 1 kHz power): 50 Hz to 20 kHz with $<$ 0.5% THD

Signal to Noise Ratio (ref. to rated power, master volume at minimum): 85 dB.

DC Output Offset: $<$ \pm 5 mV.

THD: Less than 0.5% at rated power at 1 kHz.

Input Sensitivity (for full output at maximum gain):

Balanced mic inputs: 3 mV.
Balanced line inputs: 800 mV.
RCA connectors: 400 mV.

Input Impedance (nominal):

Mic: 400 ohms.
Line: 100 kilohms.
RCA: 50 kilohms.

Crosstalk: $-$ 70dB at 1kHz.

Line Output Level (nominal): 1V into 10 kilohms.

Phantom Power: 15 VDC.

AC Line Voltages Available:

100V 50/60 Hz
120V 60 Hz
220V 50/60 Hz
230V 50/60 Hz
240V 50/60 Hz

Operating Temperature/Humidity: 0° C to 40° C at 95% relative humidity (non-condensing).

Storage Temperature: $-$ 20° C to 85° C.

Front Panel Controls and Indicators

Power Switch: Pushbutton on-off switch. The power switch does not affect the 24V DC auxiliary power input.

Input Level Controls: Microphone/line, four on 180MA and 1160MA, eight on 280MA. Detented potentiometers with knobs.

Tone Controls: Bass and Treble non-detented recessed potentiometers on each input channel. Bass \pm 10 dB at 100 Hz, Treble \pm 10 dB at 10 kHz.

Power Indicator: Blue LED indicates power on.

Input Signal Presence Indicator: Green LED, one for each input channel, illuminates when input signal exceeds $-$ 24 dBu (line) or $-$ 70 dBu (mic).

Output Signal Presence Indicator: Green LED, one for each output channel, illuminates when output signal level exceeds 100 mV (45 dB

below full power) from the 4-ohm tap. Does not respond to signals from the AMP INPUT connector.

Clip Indicators: Red LED, one per output channel. Illuminates at threshold of audible distortion. Does not respond to signals from the AMP INPUT connector.

Output Level Controls: One per output channel. Detented potentiometer with knob.

Back Panel Controls and Connectors

Reset Switch: Resets the circuit breaker that protects the power supply. 220/230/240V units have a fuse instead.

AC Power Inlet: Detachable IEC.

Auxiliary Power Input: 2-position terminal strip for 24 VDC (\pm 10%) backup power. Accepts up to 10 AWG terminal forks.

Amplifier Outputs Connectors: One per channel, 4-position terminal strip with COM (Common), 4 ohms, 70V and 100V terminals. Accepts up to 10 AWG terminal forks. Non-touch cover included.

Output VCA Connector: 4-pin Phoenix-type connector for two VCA control lines of \pm 10 VDC and ground. Compatible with Crown 1-VCAP and 4-VCAP modules.

Amp Config Switch: A DIP switch with two functions:

1. Assigns an input as the priority input for each output, thereby temporarily muting the remaining inputs. Muting is activated by contact closure.
2. Global enable switch for phantom power. Does not affect RCA inputs. Default position is off.

Priority Connector: 3-pin Phoenix-type connector allows Input 1 or Input 5 (280MA only) to mute other input signals by contact closure.

Input Routing Switch (280MA only): DIP switches that assign each input signal to each output. Two switches per input.

Line Out Connector: One 3-pin balanced Phoenix-type connector per output channel. Post master, pre-VCA. Level controlled by master volume control.

The tone generator has been omitted. Call Crown Tech Support if you have a tone generator question.

Input Connectors:

Mic/Line Connector: 3-pin Phoenix-type, balanced, one per input channel.

Dual RCA Input Connector: For stereo music signals, unbalanced, summed together, two connectors per input channel.

Amp Input Connector: 3-pin Phoenix-type, high-impedance balanced, one per amplifier channel. Used to link an additional mixer to the mixer-amplifier. Can be used to connect an external processor.

Mic/line Switch: Selects mic-level or line-level signals. One switch for each balanced input.

Link In/Out Switch: Slide switch, one per channel. With the Link Switch IN, any signal applied to the Amp Input connector will be mixed with the input signal(s). With the Link Switch OUT, only the signal from the Amp Input Connector will appear at the amplifier output.

Cooling

Convection cooled.

Protection

Current Limit Protection: Included.

Thermal Limit Protection: Over-temperature thermal cutout.

DC-Fault Load Protection: Included.

Included Accessories

Power cord
Detachable rack ears
Screws for rack ears
Non-touch cover for output connectors
Phoenix-type connectors
Spade lugs

Optional Accessories

1-VCAP remote volume control for one channel.
4-VCAP remote volume control for four channels.

Dimensions

EIA Standard 19-inch (48.3-cm) rack mount width (EIA RS-310-B) with rack ears, 3.5-inch (8.9-cm) height and 12.2-inch (31.0-cm) depth behind the mounting surface (not including non-touch cover). 4.1 inches (10.5 cm) high including feet. 13.9 inches (35.2 cm) deep from front of knobs to back of non-touch cover.

Weight

Net Weight:

180MA: 21.0 lbs. (9.5 kg).
280MA: 25.3 lbs. (11.5 kg)
1160MA: 25.3 lbs. (11.5 kg)

Shipping Weight:

180MA: 26.0 lbs. (11.8 kg)
280MA: 30.3 lbs. (13.8 kg)
1160MA: 30.3 lbs. (13.8 kg)

Regulatory Certifications



Crown's Commercial Audio mixer/amplifiers deliver legendary Crown quality to the commercial audio industry. These high-value mixer-amplifiers provide both 4-ohm and constant-voltage outputs (70V and 100V) for use in a wide range of commercial applications including schools, hospitals, factories, restaurant/retail, houses of worship, fitness facilities, A/V boardrooms, correctional facilities, and small offices. Easily configured for a range of uses such as paging, background music, security, and evacuation instructions, Crown's Commercial Audio units are the smart choice for commercial sound.

20
13

COMMERCIAL AUDIO

135MA, 160MA



PRACTICAL

► FEATURES

- 3 inputs and one 35W amplifier output channel in 135MA
- 4 inputs and one 60W amplifier output channel in 160MA
- Ideal for paging, background music, and music-on-hold
- Voice-activated priority muting (VOX)
- Pre-amp outputs

POWER OUTPUT*

Models	8-ohm	70V/100V	Inputs	System Zones
135MA	35W	35W	3	Single-zone
160MA	60W	60W	4	Single-zone

*Minimum guaranteed power in watts at 1 kHz with 0.5% THD.

► SPECIFICATIONS

Performance

Frequency Response (at 1 watt from line out):

50 Hz to 20 kHz \pm 1 dB.
19 Hz to 34 kHz +0, -3 dB.

Signal to Noise Ratio (ref. to rated power, master volume at minimum):

Mic: > 58 dB.
Line: > 60 dB.
Telephone: > 60 dB.
Inputs 2 or 3 (and 4 in 160MA): > 78 dB.

THD + N: < 0.5% at rated power at 1 kHz.
< 0.1% at 5W at 1 kHz.

Input Sensitivity (for full output at maximum gain):

Input 1: Mic 3mV, Line 800mV.
Input 2: 400mV.
Input 3: 400mV.
Input 4 (160MA only): 400mV.

Input Impedance (nominal):

Mic: 2.2 kilohms.
Line: 10 kilohms.
RCA: 10 kilohms.

Crosstalk: -82 dB at 1kHz (Ch. 1 line input 0.8V, Ch. 1 volume at minimum, other channel volumes at maximum).

Line Output Level (nominal): 1V into 10 kilohms.

Phantom Power: 15 VDC.

AC Line Voltages Available:

Universal Power Supply. Line voltage tolerance +15%, -20%.

Operating Temperature/Humidity: 0° C to 40° C at 95% relative humidity (non-condensing).

Storage Temperature: -20° C to 85° C.

Front Panel Controls and Indicators

Power Switch: Pushbutton on-off switch.

Input Level Controls: Four controls, one per input. Detented potentiometers with knobs.

Tone Controls: Bass and Treble non-detented recessed potentiometers under master output volume control. Bass \pm 10 dB at 100 Hz, Treble \pm 10 dB at 10 kHz.

Power Indicator: Blue LED indicates power on.

Input Signal Presence Indicators: Green LED, one above each channel's input attenuator, illuminates when input signal exceeds -40 dBu.

Input Signal Clip Indicators: Green LED, one above each channel's input attenuator, flashes brightly at threshold of audible distortion.

Output Signal Presence Indicator: Green LED above master output volume control illuminates when any input signal exceeds -40 dBu.

Output Signal Clip Indicators: Red LED above master output volume control flashes brightly at threshold of audible distortion.

Master Output Level Control: Detented potentiometer with knob.

Back Panel Controls, Connectors and Indicators

AC Power Inlet: Detachable IEC accepts US or Euro style power cords.

Amplifier Output Connector: 4-position terminal barrier block with COM (Common), 8 ohms, 70V and 100V terminals. Accepts up to 10 AWG terminal forks. Non-touch cover included.

Preamp Line Out Connector: 3-pin balanced Phoenix-type for connection to external amplifiers. Level independent of master volume control.

Input Connector 1: 5-terminal Phoenix connector. 3 terminals for balanced signal, 2 terminals for priority contact closure, which mutes other channels when DIP switch 3 is on.

Input Connector 2: Unbalanced line-level RCA-type connectors.

Input Connector 3: Unbalanced line-level RCA-type connectors.

Input Connector 4 (160MA only): Unbalanced line-level RCA-type connectors.

Telephone (MOH) Output Connector: 4-terminal Phoenix connector (2 terminals for 1W output to 8-ohm speaker, 2 terminals for 600-ohm output to PBX music-on-hold port).

MOH Level Control: Trim pot adjusts level for Music-On-Hold output from Telephone (MOH) Output Connector.

Amp Configuration DIP Switch: DIP switch selection for multiple functions.

1. On: Sets CH1 to Mic Input. Off: Sets CH1 to Line Input.
2. On: Sets CH1 to Normal mode (no priority).
3. On: CH1 priority contact closure mutes other channels.

4. On: CH1 VOX mutes other channels by sensing signal through Input 1.

5. On: Routes CH1 to MOH output.

6. On: Routes CH2 to MOH output.

7. On: Routes CH3 to MOH output.

8. On: 15V phantom power.

VOX Threshold: Trim pot controls how loud the voice on CH1 must be before muting other channels. Can be set for no muting.

Cooling

Convection cooled.

Protection

Included protection mechanisms are current limiting, over-temperature thermal cutout, and DC-fault load protection. The unit is protected against turn-on/turn-off thumps.

Included Accessories

Power cord

No-touch cover for output connectors

Phoenix-type connectors

Optional Accessories

Part no. IST 600-ohm Isolation Transformer for Telephone Output or Input 1.

Part no. RM1 single rack mount kit for mounting a single MA unit in a rack.

Part no. RM2 double rack mount kit for mounting two MA units side-by-side in a rack.

Part no. S-Cover 10-pack of security knobs.

Dimensions

Width: Half rack width (9.5 in. or 24.1 cm).

Height (front panel): 3.5 in. (8.9 cm).

Height (including feet): 4.1 in. (10.5 cm).

Depth (front panel to back panel): 12.2 in. (31.0 cm).

Depth (front of knobs to back panel): 13.9 in.

(35.2 cm).

Weight

Net Weight:

135MA: 8 lb 2 oz (3.7 kg).

160MA: 9 lb 7 oz (4.3 kg).

Shipping Weight:

135MA: 10 lb 16 oz (4.9 kg).

160MA: 12 lb 4 oz (5.6 kg).

Regulatory Certifications



Crown's Commercial Audio mixer/amplifiers deliver legendary Crown quality to the commercial audio industry. These high-value mixer-amplifiers provide both 8-ohm and constant-voltage outputs (70V and 100V) for use in a wide range of commercial applications including schools, hospitals, factories, restaurant/retail, houses of worship, fitness facilities, A/V boardrooms, correctional facilities, and small offices. Easily configured for a range of uses such as paging, background music, security, and evacuation instructions, Crown's Commercial Audio units are the smart choice for commercial sound.

PORTABLE_{PA}

XTi 2 Series: **World Class**
 XTi 1002, XTi 2002, XTi 4002, XTi 6002



WORLD CLASS

► FEATURES

- Complete system processing solution including XOVER, EQ, Delay, & Limiting
- **NEW** Peakx Plus™ Limiters provide the ultimate in performance and protection
- **NEW** Advanced Monitoring provides visibility of AC Line Voltage and Power Supply Temperature
- USB network for real-time monitoring and control

POWER OUTPUT

Model	2-ohm Dual (per channel)	4-ohm Dual (per channel)	8-ohm Dual (per channel)	4-ohm Bridge	8-ohm Bridge
XTi 1002	700W*	500W	275W	1,400W*	1,000W
XTi 2002	1,000W*	800W	475W	2,000W*	1,600W
XTi 4002	1,600W*	1,200W	650W	3,200W*	2,400W
XTi 6002	3,000W*	2,100W	1,200W	6,000W*	4,200W

1 kHz power with 0.5% THD. * With 1% THD.

► SPECIFICATIONS

Performance

Frequency Response:

(at 1 watt, 20 Hz to 20 kHz): +0 dB, -1 dB

Signal-to-Noise Ratio (below rated 1kHz power at 8 ohms):

XTi 1002/2002/4002: 100 dB (A weighted),
XTi 6002: 103 dB (A weighted)

Total Harmonic Distortion (THD):

< 0.5%

Damping Factor 20 Hz to 1 kHz:

> 500

Crosstalk (below rated power):

20 Hz - 1 kHz: > 70 dB

Input Impedance (nominal):

20k ohms balanced, 10k ohms unbalanced

Maximum Input Signal:

+22 dBu typical

AC Line Voltage and Frequency Configurations:

100 VAC, 120 VAC, 220-240 VAC 50/60 Hz
AC Line Current (120 VAC amplifier playing

1/8 power pink noise into 4 ohms per ch):

XTi 1002: 6.8A; no more than 38W at idle,
XTi 2002: 8.3A; no more than 38W at idle,
XTi 4002: 10.5A; no more than 38W at idle,
XTi 6002: 15.3A; no more than 180W at idle

Operating Temperature:

0°C to 40°C at 95% relative humidity
(non-condensing)

Indicators

Signal Indicator: Green LED, one per channel, illuminates when a very low-level signal is present at input (may be used for troubleshooting cable runs).

-10 Indicator: Green LED flashes when output signal exceeds -10 dB below clip.

-20 Indicator: Green LED flashes when output signal level exceeds -20 dB below clip.

Ready Indicator: Green LED, one per channel, illuminates when the amplifier is ready to produce audio.

Clip Indicator: Red LED, one per channel, turns on at the threshold of audible distortion.

Temp Indicator: Red LED, one per channel, illuminates under excessive temperature conditions.

Power Indicator: Blue LED illuminates when the amplifier has been turned on and has power.

Controls

Level: Two front-panel rotary level controls, one for each channel.

Power Switch: On/Off switch applies AC power to the amplifier.

Sel/Prev/Next Buttons: Three buttons near the LCD screen that are used to access menu items and front panel lockout.

LCD Screen: Backlit liquid crystal display that shows preset and processing status.

Integrated Processing

Input EQ: 6 parametric filters per channel with adjustable Q, ±15 dB boost/cut. Also adjustable high and low shelving filters. This 8-filter EQ section can be bypassed.

Crossover Filters: Highpass and Lowpass per channel. Butterworth 6/12/18/24 dB per octave. Linkwitz-Riley 24/48 dB per Octave. Also includes ±15 dB bandpass gain and polarity control.

Output EQ: 8 parametric filters per channel with adjustable Q, ±15 dB boost/cut. This 8-filter EQ section can be bypassed.

Delay: For signal alignment of driver; 50 ms of total delay.

SubHarmonic Synth: Takes the low-frequency content of the input signal and “synthesizes” a new signal that is the same as the input signal but one octave lower. The new synthesized signal is then mixed with the original signal to create the effect. New users now have control over frequency, gain, and filter type.

Peakx Plus™ Limiter: User defeatable limiter that allows users to control Threshold, Attack, and Release times.

Presets: 50 total presets; 49 of which are user-definable.

Input/Output Connectors

Input Connectors: XLR, one per channel

Link/Out Connector: Loop-thru signal from input connector for linking another amplifier, one per channel.

Output Connectors: Two Neutrik® Speakon® NL4MP output connectors. Channel-1 Speakon® is wired with Ch. 1 and Ch. 2 outputs for use with optional single 4-conductor cable. Two binding post outputs (in parallel with Speakon® connectors).

HiQnet™ USB Connector: Type B, connects to HiQnet™ network.

Construction

Chassis: Steel

Front Panel: Cast aluminum

Cooling: Proportional speed fan with front-to-rear airflow.

Dimensions:

XTi 1002/2002/4002: 19" (W) x 3.5" (H) x 12.25" (D)

XTi 6002: 19" (W) x 3.5" (H) x 16.2" (D)

Net Weight:

XTi 1002/2002/4002: 18.5 lbs (8.4kg)

XTi 6002: 24.0 lbs (10.9kg)

Shipping Weight:

XTi 1002/2002/4002: 21.5 lbs (9.8kg)

XTi 6002: 30.0 lbs (13.6kg)

Regulatory Certifications



Other Applications

Installed, Cinema, Touring

The XTi Series of Crown® amplifiers are professional tools designed and built for portable PA applications. The series includes four models which are similar except for output power: XTi 1002, 2002, 4002 and 6002. All are rugged and lightweight, and offer unmatched value in their class. XTi-Series amplifiers feature an LCD screen with speaker presets for crossover frequencies, EQ, limiting, delay, and a subharmonic synthesizer. Other features include a switch-mode universal power supply, useful function indicators, proportional-speed fan-assisted cooling, XLR inputs, Speakon® and binding-post outputs, short-circuit protection and more.

20
13

PORTABLE_{PA}

XLS DriveCore™ Series: **Performance and Flexibility**
 XLS1000, XLS1500, XLS2000, XLS2500



INNOVATION

► FEATURES

- High Performance, Lightweight Class-D amplifier – weighs less than 11 lbs
- Integrated PureBand™ Crossover system ensures seamless transitions from low to high frequency drivers
- Integrated Peak_x™ Limiters provide maximum output while protecting your speakers
- XLR, 1/4", RCA Inputs ensure compatibility with any source
- 1/4" Inputs can be used as loop-thrus to distribute signal to additional amplifiers

POWER OUTPUT*

Models	2-ohm Dual (per channel)	4-ohm Dual (per channel)	8-ohm Dual (per channel)	8-ohm Bridge	4-ohm Bridge
XLS1000	550W	350W	215W	700W	1,100W
XLS1500	775W	525W	300W	1,050W	1,550W
XLS2000	1,050W	650W	375W	1,300W	2,100W
XLS2500	1,200W	775W	440W	1,550W	2,400W

*Maximum average power in watts at 0.5% THD, 1 kHz.

► SPECIFICATIONS

Performance

Sensitivity (for full rated power at 4 ohms): 1.4 Vrms.

Frequency Response

(at 1 watt, 20 Hz to 20 kHz): +0 dB, -1 dB.

Signal-to-Noise Ratio

Rated as dB to full rated 8 ohms power output (A-weighted):

XLS1000: > 97 dB.

XLS1500, XLS2000, XLS2500: > 103 dB.

Total Harmonic Distortion (THD): < 0.5%.

Intermodulation Distortion (IMD):

(60 Hz and 7 kHz at 4:1) from full rated output to -30 dB: < 0.3%.

Damping Factor (8 ohm) 10 Hz to 400 Hz:

> 600.

Crosstalk (below rated 8 ohm power):

at 1 kHz: > 85 dB.

at 20 kHz: > 60 dB.

Input Impedance (nominal):

20 kilohms balanced, 10 kilohms unbalanced.

Load Impedance: 2 to 8 ohms per channel in

Stereo, 4 to 8 ohms in Bridge Mono.

AC Line Voltage and Frequency

Configurations Available (±10%): 120 VAC 60 Hz, 100 VAC 50/60 Hz, 220 and 240 VAC 50 Hz.

Controls

Level: Two front-panel rotary level controls, one for each channel.

LCD Screen: Back-lit LCD allows for crossover configuration, amp mode configuration and clip compressor configuration.

Menu/Prev/Select: Three buttons located near the LCD screen that are used to configure and access the integrated processing.

Power: Front-panel switch; on when in the IN position. Blue LED will illuminate when on.

Circuit Breaker: Back-panel breaker provides overload protection.

PureBand™ Crossover System

Crossover Filter:

Linkwitz-Riley 24dB per octave.

Crossover Mode:

Crossover (CH1=LPF, CH2=HPF), Low Pass (both channels LPF), High Pass (both channels HPF), Bridge (LPF or HPF).

Peak_x™ Limiters: Channel independent clip limiter designed to provide maximum output while protecting your loudspeakers.

Indicators

Signal Presence Indicators: Two green LEDs, one for each channel, illuminate when the channel's input signal exceeds -40 dBu.

-10 Indicator: Green LED flashes when output signal exceeds -10 dB below clip.

-20 Indicator: Green LED flashes when output signal level exceeds -20 dB below clip.

Clip Indicators: Two red LEDs, one for each channel, illuminate when the channel's output is being overdriven.

Thermal Indicator: Two red LEDs, one for each channel, illuminate when thermal compression begins.

Input/Output

Input Connectors: XLR (one per channel), 1/4 inch (one per channel), and RCA (one per channel). The 1/4 inch inputs can be used as loop-thrus to distribute signal to multiple amplifiers.

Output Connectors: Two 4-Pole Speakon® Output Connectors accept 2-pole or 4-pole Speakon® connectors. The top Speakon connector is wired for both channels so it can be used for bridge-mono wiring or for stereo wiring of two speakers to a single Speakon connector.

One pair of back-panel binding posts per channel; accepts banana plugs or bare wire. (European models do not accept banana plugs.)

Protection

XLS Series amplifiers provide extensive protection and diagnostic capabilities, including output current limiting, DC protection, circuit breaker, and thermal protection.

Construction

Ventilation: Flow-through ventilation from front to back.

Cooling: Internal heat sinks with forced-air cooling for rapid, uniform heat dissipation.

Air Volume Requirements

(per minute per unit): 80.15 ft³ (2.27 m³).

Dimensions: EIA Standard 19-inch (48.3-cm) rack mount width (EIA RS-310-B), 3.5-inch (8.9-cm) height.

XLS1000/1500: 8.10-inch (20.6-cm) depth.

XLS2000/2500: 10.35-inch (26.3-cm) depth.

Weight

Net Weight:

XLS1000: 8.6 lb (3.9 kg)

XLS1500: 8.6 lb (3.9 kg)

XLS2000: 10.75 lb (4.9 kg)

XLS2500: 10.75 lb (4.9 kg)

Shipping Weight:

XLS1000: 13.6 lb (6.2 kg)

XLS1500: 13.6 lb (6.2 kg)

XLS2000: 15.75 lb (7.1 kg)

XLS2500: 15.75 lb (7.1 kg)

Regulatory Certifications



Other Applications Installed, Cinema

Take command of center stage with Crown's new XLS amplifiers. The high-performance class-D amplifier combined with its integrated PureBand™ Crossover System deliver unmatched performance and sound; while its multiple inputs let you plug in anything you want. Peak_x™ Limiters effortlessly protect your speaker investment, and at 11 pounds moving from show to show is nearly effortless. Powerful, flexible, portable, and reliable – RUN THE SHOW with a power amplifier designed to play hard all night long.

20
13

PORTABLE_{PA}

XLi Series: **Powerful. Reliable. Affordable.**

XLi800, XLi1500, XLi2500, XLi3500



RAW POWER

► FEATURES

- Stereo/parallel/bridge-mono mode
- User selectable input sensitivity - 0.775V and 1.4V
- RCA and XLR inputs; Speakon[®] and Binding Post outputs
- Two level controls, power switch, power LED, and six LEDs which indicate signal presence, clip and fault for each channel
- Protection against shorts, no-load, on/off thumps and radio-frequency interference

POWER OUTPUT*

Models	4-ohm Dual (per channel)	8-ohm Dual (per channel)	8-ohm Bridge-Mono
XLi 800	300W	200W	600W
XLi 1500	450W	330W	900W
XLi 2500	750W	500W	1,500W
XLi 3500	1,350W	1,000W	2,700W

*Maximum average power in watts at 0.5% THD, 1 kHz.

► SPECIFICATIONS

Sensitivity (for full rated power at 4 ohms):
0.775V or 1.4V

**Signal to Noise Ratio (below rated power
20Hz to 20kHz, A-Weighted):** >103 dB

**Total Harmonic Distortion (THD)
(20Hz-20kHz):** <0.1%

**Intermodulation Distortion (IMD):
(60 Hz and 7 kHz at 4:1 from full rated output
to -30 dB):** = / 0.35%

**Frequency Response
(at 1W, 20 Hz - 20 kHz):**
± 0.5 dB

Crosstalk (below rated power):
at 1 kHz: - 78 dB.
at 20 kHz: - 59 dB.

**Damping Factor (from 10 Hz to 400 Hz, 8ohm
load):** >200

**AC Line Voltage and Frequency
Configurations Available (±10%):** 120VAC
60Hz, 220V and 240VAC 50Hz

Dimensions:EIA Standard 19-inch (48.3-cm)
rack mount width (EIA RS-310-B), 3.5-inch
(8.9-cm) height.

XLi800/1500/2500: 12.4-inch (31.5-cm)
depth
XLi3500: 14.4-inch (36.58-cm) depth.

Weight

Net Weight:

XLi800: 25.1 lb (11.4 kg)
XLi1500: 28.0 lb (12.7 kg)
XLi2500: 29.7 lb (13.5 kg)
XLi3500: 43.0 lb (19.5 kg)

Shipping Weight:

XLi800: 29.5 lb (13.4 kg)
XLi1500: 32.4 lb (14.7 kg)
XLi2500: 34.2 lb (15.5 kg)
XLi3500: 47.4 lb (21.5 kg)

Regulatory Certifications



The XLI Series of power amplifiers from Crown represents a new era in affordable quality power amplification. All four models in the series are powerful, rugged and reliable. They are suited for musicians, DJs, and entertainers as well as houses of worship, discos, and pubs.

TOUR SOUND



VRack Series:
**Complete
Amplification System**
VRack



► FEATURES

- Three IT1200HD or three IT4X3500HD amplifiers
- Fully assembled package from one source
- Worldwide power distribution with both L21-30 and 32A CEE-Form connections
- Flexible input panel with Analog, AES, and VDrive
- Versatile output panel (IT1200HD VRack only)
- Fail-over AES and network connection
- Rear rack lighting
- VDrive AES digital distribution over CAT5
- Built-in network control
- Built-in captive suspension
- Shock-mounted rack
- Removable dolly board
- Side-storing rack doors
- Entire package is UL/CSA/ETL
- HiQnet™ control

► CROWN'S VRACK SYSTEM

We know you've got enough to worry about in preparing your venue for each performance. That's why the new VRack, designed by Crown for optimum performance and setup simplicity, puts all your amplification needs in one customized, turnkey package, complete with full safety approvals.

With Crown-engineered components already built in, it provides you with an easy-to-configure, all-in-one amplifier solution that eliminates the time-consuming process of building amp racks, and frees your technical team to handle other important setup tasks.

The VRack delivers superb power distribution anywhere in the world and features innovative software for convenient, simplified control, giving you a versatile, worry-free rack system that's always ready to go.

► VRACK INCLUDES

Summary

Three I-Tech HD 12000 amps. A custom package from one source. All components professionally engineered by Crown. Simplified configuration capabilities for easier setup in any market.

VRack Industry's Exclusives

Worldwide power distribution – goes anywhere, plays anywhere. Power distro, rigging hardware and entire rack are safety certified to UL/GSA/ETL – all safety information in order for local fire/safety inspectors.

Crown OmniDriveHD™ Digital Signal Processing, including:

- LevelMAX™ Limiters
- Audibly superior FIR Filters
- One amplifier per phase
- Innovative Power Factor Correction technology
- Optimal output at all AC main voltages and frequencies
- 5 pin CEE form and 5 pin Hubbell Twist Lock


Innovative software allows:

- Monitoring and adjustment on rack-by-rack basis
- All changes for all 3 amps made with one interface
- Monitors input metering (peak and RMS), output metering (peak and RMS) and overall gain reduction
- Built-in network and AES failover protects speakers in case of AC mains loss
- Standardized package configurations designed to optimize speaker performance
- Greater cross-renting options with "go anywhere" capability

More Versatility

Allows multiple configurations for different types of speakers. AES, Analog and Network inputs for multiple connections. Dimensions permit easy shipment: US and European truck configurations, sea containers, etc. Captive suspension provides lifting and hoisting options for venue flexibility. Run 120VAC or 208VAC (US) or 220VAC to 240VAC (international) with the flip of a switch.

Regulatory Certifications



HiQnet
systemarchitect™

JBL HiQnet
performance manager™



Available on the
App Store

With three I-Tech HD 12000 amps in each VRack, power concerns are not a concern at all. The completely original switching power amp design provides greater fidelity at high and low power levels, more efficiency because it produces less waste heat, and more reliability because it's not subjected to excessive heat or stressed to its limits. With constant access to full rail voltage, you'll always have power on demand, and it greatly extends the V-I Plane boundaries to drive speaker loads no other amplifier can.

For good measure, Crown's innovative Power Factor Correction technology and optimal output at all AC main voltages and frequencies, and one amp per phase, all factor into the unrivaled power generated by the VRack. Not to mention the 5 pin CEE Form and 5 pin Hubbell® Twist-Lock® for global power distribution. Even better is something else only Crown does: the power distro, rigging hardware and entire rack are all safety-certified to UL/GSA/ETL standards for local fire and safety inspectors.

TOUR SOUND

I-Tech HD Series: **Excellence Without Compromise**
IT5000HD, IT9000HD, IT12000HD



RAISING THE BAR—AGAIN

► FEATURES

- BSS OMNIDRIVEHD™ DSP processing with IIR and linear phase FIR filters
- Global Power Supply designed to deliver maximum power no matter where your schedule takes you. Universal AC input accepts 100-240VAC, 50/60 Hz (±15%)
- High power density, up to 9000 watts in a 2U chassis
- Highest output voltage in the industry (200V peak) provides clean transient peaks
- 5th-generation patented Class I (BCA®) circuitry
- Front-panel USB connector transfers presets to/from a USB drive to the amp's DSP
- True Ethernet backbone—fast, reliable and scalable

HiOnet **systemarchitect™**

JBL HiOnet **performance manager™**



Available on the **App Store**

POWER OUTPUT*

Model	20 mS BURST 2-ohm Dual (per ch.)	2-ohm Dual (per channel)	2-ohm Dual (per channel, 1 kHz)	4-ohm Dual (per channel)	8-ohm Dual (per channel)	4-ohm Bridge	8-ohm Bridge
IT5000HD	3,000W	2,000W	2,000W	2,500W	1,250W	4,000W	5,000W
IT9000HD	4,700W	2,800W	3,500W	3,500W	1,500W	5,600W	7,000W
IT12000HD	6,000W	3,750W	4,500W	4,500W	2,100W	7,500W	9,000W

*Guaranteed minimum power in watts at 20 Hz-20 kHz with 0.1% THD

► SPECIFICATIONS

Summary Specifications

Frequency Response (at 1 watt, 20 Hz - 20 kHz): ± 0.25 dB.

Signal to Noise Ratio below rated full-bandwidth power, A-weighted: > 112 dB.

Total Harmonic Distortion (THD) at full rated power: < 0.1%.

Intermodulation Distortion (IMD) 60 Hz and 7 kHz at 4:1, from full rated output to -35 dB: < 0.2%.

Damping Factor (20 Hz to 100 Hz at 8 ohms): > 5000.

Crosstalk (below rated power, 20 Hz to 1 kHz): > 80 dB.

Common Mode Rejection (CMR) (20 Hz to 1 kHz): > 70 dB typical.

Latency (analog, digital inputs): 1.13 mS analog, 1.81 mS digital (96 kHz).

A/D, D/A Converters: 24-bit 192 kHz Cirrus Logic.

Digital Input: AES/EBU, 24-bit, 32-96 kHz. Onboard sample-rate converter.

Network: Onboard TCP/IP and HiQnet, compatible with standard 100 Mb Ethernet hardware.

DSP: 24-bit conversion with 32-bit, floating-point DSP processing. World-class IIR and linear phase FIR filters. Has 64 assignable filters with 9 different filter types. Includes all-pass filters, over 2 seconds of delay available per channel, and dual uncorrelated-noise and sine-wave generators.

Load Impedance: (Note: Safe with all types of loads) Stereo: 1/2/4/8/16 ohms. Bridge Mono: 2/4/8 ohms.

Input Sensitivity (referenced to 8 ohm rated output): Adjustable in 0.1V steps from 1.4V to 7.75V.

Required AC Mains: Universal AC input, 100-240VAC, 50/60 Hz ($\pm 15\%$). Maximum AC mains voltage 277VAC.

AC Line Connector: Five cordsets supplied with amplifier (USA, UK, European, Australia, India).

Front Panel Indicators, Controls and Connectors

Indicators: Bridge mode, Ready, Signal level, Clip, Thermal error, Fault, Network data, Power, AC mains.

LCD Control Screen and Controls: These let the user adjust the amplifier's attenuation and muting, configure the amp, set up and view error monitoring (such as temperature and load supervision), set IP and HiQnet addresses from the front panel, and recall DSP presets. The presets allow the user to quickly reconfigure the amp for various applications.

Level Controls (Encoders): Speed-sensitive rotary encoders, 0.5 dB steps, range 0 to -100 dB. These two knobs affect the Channel-1 and Channel-2 output levels. They also select Menu items and adjust parameter values that are displayed on the LCD Control Screen.

Power Switch: Push-on/push-off switch with built-in green AC mains present indicator.

USB 2.0 Connector: Accepts a USB drive to transfer presets from the drive to the amplifier DSP, and vice versa.

Back Panel Connectors, Controls, and Indicators

Connectors: Balanced XLR analog inputs, balanced analog XLR loop-thru outputs, AES/EBU digital input, AES/EBU digital loop-thru output, 4-Pole Speakon output connectors, binding post output connectors, power cord, EtherCon® Ethernet connector for networking via HiQnet or CobraNet.

Reset Switch/Circuit Breaker: If the current draw of the amplifier exceeds safe limits, this breaker automatically disconnects the power supply from the AC mains. The switch resets the circuit breaker.

Preset Indicator: LED flashes to signal the number of the current preset if active. LED is green if the preset values have not been changed once loaded. LED is yellow if the preset values have been changed since they were loaded.

Construction

Cooling: Dual-zone, microprocessor controlled, continuously variable speed fans, front-to-back airflow.

Dimensions: 19 in. (48.3 cm) W x 3.5 in. (8.9 cm) H x 16.2 in. (41.1 cm) D.

Weight: 28 lbs (12.7 kg) net, 36 lbs (16.3 kg) shipping.

Included Accessories: Rear rack ears, rack screws, operation manual, power cords, foam air filter.

Regulatory Certifications



Other Applications Installed, Cinema

Crown continues the tradition of excellence and innovation with the Crown® I-Tech HD Series, delivering unmatched versatility, power and performance for touring sound applications. Featuring onboard high-definition BSS OMNIDRIVEHD™ DSP with 24-bit, 192 kHz Cirrus Logic SHARC A/D and D/A converters, the I-Tech HD Series also offers a new software interface that provides easier system-level changes, and includes a configuration wizard. Providing up to 9 kW continuous power in a 2U rack space and delivering the highest output voltage in the industry, the I-Tech HD Series outperforms *all* the competition.

TOUR SOUND

I-Tech 4x3500 HD: **Excellence Without Compromise**
DriveCore™ Series



More Flexibility, No Compromise. NO COMPARISON

► FEATURES

- BSS OMNIDRIVEHD™ DSP processing with Industry Leading IIR filters and linear phase FIR filters
- The only Tour Sound Amplifier that provides four routable inputs to any output (analog, AES, VDRive, or CobraNet)
- LevelMAX™ peak voltage and RMS power limiters communicate with each other, resulting in smooth and accurate response, better sound
- 6th-generation patented Class-I (BCA®) circuitry couples power efficiently to the load and provides low AC current draw
- Global Power Supply with Power Factor Correction designed to deliver maximum power no matter where your schedule takes you. Universal AC input accepts 100-240VAC, 50/60 Hz (±15%)

HiQnet **systemarchitect**™

UCL HiQnet **performance manager**™



Available on the
App Store

POWER OUTPUT*

Model	2-ohm Dual (per channel)	4-ohm Dual (per channel)	8-ohm Dual (per channel)	4-ohm Bridge	8-ohm Bridge
20 Hz - 20 kHz Bench Power (2 sec. all channels driven)					
IT4x3500HD	2,000W	2,000W	1,500W	4,000W	4,000W
1 kHz 20ms Burst					
	3,500W	3,500W	1,900W	7,000W	8,200W

*Guaranteed minimum power in watts at 20 Hz-20 kHz with 0.35% THD

► SPECIFICATIONS

Summary Specifications

The power amplifier shall be a solid-state four-channel model employing Class I (BCA®) output circuitry.

The amplifier shall contain **protection from shorted**, open and mismatched loads, general overheating, DC, high frequency overloads, under/over voltage, and internal faults.

If an amplifier channel starts to overheat, the **Thermal Level Control (TLC)** circuit shall engage the channel's input compressor in an amount proportional to the amount of overheating, in order to generate less heat. If the channel becomes too hot for safe operation, the channel shall shut off, and the Thermal Indicator for that channel shall illuminate brightly to alert the user that a state of thermal stress or overload has caused the channel to shut down.

The **front-panel controls** shall be a power switch, Menu/Exit button, Previous button, Next button, Encoder knob with push button, and a touch screen color LCD screen. The encoder knob and button combined with the touch screen shall allow changes to be made to the amplifier via the LCD screen.

Rear-mounted controls shall include a reset switch for the circuit breaker.

The **recommended load impedance** in Non-Bridge/Mono mode shall be 1/2/4/8/16 ohms. The load impedance in Bridge-Mono mode shall be 2/4/8 ohms across Channels 1+2 and/or Channels 3+4. The amplifier shall be safe when driving any kind of load, including highly reactive ones.

The **rear-mounted output connectors** for the Speakon version shall be two high-current 50A Neutrik SpeakON NL4MLP (mates with NL4FC or NL4) and one high-current 50A Neutrik SpeakON NLT8MP (mates with NL8FC). The rear-mounted output connectors for the Binding Post version shall be four pairs of high-current, 60A color-coded 5-way binding posts (for banana plugs, spade lugs, or bare wire).

The **rear-mounted input connectors** shall be a 3-pin female XLR analog input connector for each channel, and two 3-pin female XLR digital input connectors that accepts a digital signal in the AES3 format for Channel inputs 1+2 and 3+4.

The **rear-mounted Ethernet connector** accepts an RJ-45 EtherCON connector for HiQnet™, CobraNet™ and VDrive from a standard network cable. Built into this connector shall be a yellow LINK ACTIVITY indicator that shows network activity, and a green 100Mb indicator that shows a 100Mb network connection.

The **rear-mounted Data indicator** shall be a yeallow LED that indicates data activity. The rear-mounted Preset indicator shall be a yellow LED that flashes to signal the number of the current preset active.

The I-Tech 4x3500HD DriveCore Series shall be fully compatible with Harman Pro System Architect, JBL HiQnet Performance Manager, and the Powered by Crown iOS app. The I-Tech 4x3500HD DriveCore Series shall also be compatible with CobraNet networks.

Front panels indicators shall include a 4.3" Color Touch Screen LCD with backlight to control the amplifier's setup and operation. A yellow Bridge-Mode Indicator illuminates when the amplifier is set to Bridge-Mono mode for Channels 1+2 and/or Channels 3+4. A Ready Indicator (one per channel) illuminates when the channel is initialized and ready to produce audio output and is off when the amplifier is in standby mode via the control software, a green Signal Indicator (one per channel) that illuminates to indicate the presence of input signals above -40dBu, a red Clip Indicator that illuminates when the THD of the channel's output signal reaches the onset of audible clipping and illuminates during Thermal Level Control (TLC) limiting, a red Thermal Indicator (one per channel) that illuminates when the channel has shut down due to thermal stress or overload, a red Fault Indicator (one per channel) that illuminates when the amplifier output channel has stopped operating, a yellow Data Indicator that flashes during network data activity, a blue Power Indicator that illuminates when the amplifier has been turned on and AC power is available (and flashes when the AC line voltage is 15% above or below the nominal rated value), and a green AC Mains Preset Indicator in the power switch that indicates AC power is preset at the power cord.

The amplifier shall **include onboard BSS OMNIDRIVEHD DSP** with 24-bit conversion and 32-bit floating-point processing, DSP presets in firmware and downloadable, load supervision, error reporting, and a global power supply with Power Factor Correction.

The amplifier shall meet or exceed the following performance criteria.

Input sensitivity for rated output: adjustable in 0.1V steps from 1.4V to 7.75V.

Voltage gain: 37.9 dB to 23 dB.

Rated output of all four channels driven with 0.35% THD (20Hz to 20kHz): 2000 watts per channel into 2 ohms, 2000 watts per channel into 4 ohms, and 1900 watts per channel into 8 ohms.

Rated output in Bridge-Mono mode with Channel 1+2 and Channel 3+4 both in Bridge-Mono mode and driven at 0.35% THD (20Hz to 20kHz): 4000 watts into 4 ohms and 4000 watts into 8 ohms.

Frequency Response at 1 watt, 20Hz to 20kHz: ± 0.25 dB.

Signal to Noise Ratio below rated power, A-weighted: greater than 112dB.

Total Harmonic Distortion at full rated power: less than 0.35%.

Intermodulation Distortion (60Hz and 7kHz at 4:1, from full rated output to -35dB): less than 0.35%.

Damping Factor (20Hz to 100Hz): greater than 5000.

Crosstalk (below rated power, 20Hz to 1kHz): greater than 80 dB.

Common Mode Rejection (20Hz to 1kHz): greater than 70dB.

DC Output Offset: less than ± 3 mV.

Input Impedance (nominal) 20 kilohms balanced, 10 kilohms unbalanced.

Maximum Input Level: +15 dBu or +21 dBu, depending on the input sensitivity.

Latency (analog, digital inputs): 1.13 mS analog, 1.81 mS digital (96kHz).

The amplifier chassis shall be constructed of aluminum with a durable powder coat finish with microprocessor controlled, continuously variable-speed forced-air ventilation from the front panel to the back panel

The **dimensions** of the amplifier shall allow for 19 inch (48.3 cm) EIA standard (RS-310-B) rack mounting. The amplifier shall be 3.5 inches (8.9 cm) tall, and 16.95 inches (43.1 cm) deep behind the rack mounting surface.

The amplifier shall **weigh** 29 pounds (13.1 kg).

The amplifier shall be designated the I-Tech 4x3500HD DriveCore Series.

Regulatory Certifications



The I-TechHD DriveCore Series offers amazing power, light weight and ease of use for touring sound applications. Unlike other amplifiers, it includes onboard high-definition DSP, a Color Touchscreen LCD control screen, and a built-in network connection. Modern power amplifiers are sophisticated pieces of engineering capable of producing extremely high power levels.

20
13

TOUR SOUND

Macro-Tech i Series: **The Legend Continues**
Macro-Tech i Series



THE LEGEND CONTINUES

► FEATURES

- The Macro-Tech® i Series continues the Crown® Macro-Tech legacy of unparalleled sonic accuracy and detail, putting sound quality above all else
- Patented, cutting-edge Class-I circuitry gets more power out of an amplifier with less waste
- Rugged construction ensures that all Macro-Techs are built to withstand years of abuse on the road
- Global Power Supply — designed to deliver maximum power no matter what country you work in
- Built-in load, line voltage, input and output monitoring
- Standard Ethernet networking via Performance Manager™ lets system operators monitor and control the amplifier from any location

HiQnet **systemarchitect**™

UBL HiQnet **performance manager**™



Available on the **App Store**

POWER OUTPUT*

Model	20 mS BURST 2-ohm Dual (per ch.)	2-ohm Dual (per channel)	2-ohm Dual (per channel, 1 kHz)	4-ohm Dual (per channel)	8-ohm Dual (per channel)	4-ohm Bridge	8-ohm Bridge
MA-5000i	3,000W	2,000W	2,000W	2,500W	1,250W	4,000W	5,000W
MA-9000i	4,700W	2,800W	3,500W	3,500W	1,500W	5,600W	7,000W
MA-12000i	6,000W	3,750W	4,500W	4,500W	2,100W	7,500W	9,000W

*Guaranteed minimum power in watts at 20 Hz-20 kHz with 0.1% THD

► SPECIFICATIONS

Performance

Frequency Response

(at 1 watt, 20 Hz - 20 kHz into 8 ohms):
±0.25 dB.

Signal to Noise Ratio

(below rated full-bandwidth power, A-weighted):
>112 dB.

Total Harmonic Distortion (THD)

(at 2 watts into 8 ohms): < 0.1%.

Total Harmonic Distortion (THD)

Plus Noise (at full rated power):
< 0.35%, 20 Hz to 20 kHz.

Intermodulation Distortion (IMD)

(60 Hz and 7 kHz at 4:1,
from full rated output to -30 dB): < 0.35%.

Damping Factor (20 Hz to 100 Hz at 8 ohms):
> 5000.

Crosstalk (below rated power, 20 Hz to 1 kHz):
> 80 dB.

Common Mode Rejection (CMR)

(20 Hz to 1 kHz): 55 dB, typically >70 dB.

DC Output Offset (shorted input): < ± 3 mV.

Input Impedance (nominal):

10 kilohms balanced, 5 kilohms unbalanced.

Maximum Input Level: +20 dBu typical.

Network: Onboard HiQnet™, compatible with
standard 100 Mb Ethernet hardware.

Load Impedance: (Note: Safe with all types of
loads)

Stereo: 1/2/4/8/16 ohms.

Bridge Mono: 2/4/8 ohms.

Input Sensitivity (referenced to 8 ohm rated
output): 1.4V, 32 dB gain, and 26 dB gain.

Voltage Gain (referenced to 8 ohm rated
output):

MA-5000i: 37.1 dB to 22.2 dB

MA-9000i: 37.9 dB to 23.0 dB

MA-12000i: 39.3 dB to 24.5 dB

Required AC Mains: Universal AC input, 100-
240VAC, 50/60 Hz (±10%). Maximum AC mains
voltage 264VAC.

AC Line Connector: Five cordsets supplied with
amplifier (USA, UK, European, Australia, India).

Front Panel Controls and Indicators

Bridge Mode Indicator: Amber LED illuminates
when the amplifier is set to Bridge-Mono mode.

Ready Indicator: Green LED, one per channel.

On (bright): Ready.

On (dim): Onset of compression.

Off: Thermal failure.

Signal Indicators: One green LED per channel.

Solid green: Input signal is above -40 dBu.

Bright green: Channel's output signal has
reached the onset of audible clipping.

Power Indicator: Blue LED indicates amplifier
has been turned on and AC power is available.
The LED will flash when the AC line voltage is
10% above or below the nominal rated value.

Data Indicator: Yellow LED on front panel
indicates network data activity. Data indicator
flashes only when the amplifier is polled for
data, or is polled to see whether it is online

Power Switch: Push-on/push-off switch with
built-in green AC mains present indicator.

Volume Control: Precision detented attenuator
with 31 steps, press-and-hold mute function.

Volume Control LED Ring: A ring of green LEDs
around each volume control show the position
of the control. Entire ring flashes when channel
is muted. Can be converted to be a level meter.

Back Panel Controls, Indicators and Connectors

Power Cord Connector: Detachable 20 amp IEC
inlet. Cord locks with supplied cord retention
clip. Voltage range is indicated above IEC inlet.

Reset Switch/Circuit Breaker: If the current
draw of the amplifier exceeds safe limits, this
breaker automatically disconnects the power
supply from the AC mains. The switch resets
the circuit breaker.

Output Connectors: Two high-current, 50A
Neutrik® Speakon® NL4MLP (mates with
NL4FC or NL4), one per channel. Ch 1
Speakon® is wired with Ch 1 and Ch 2 outputs
for use with single 4-conductor cable. Two pairs
of high-current, 60A color-coded 5-way binding
posts (for banana plugs, spade lugs or bare
wire).

Analog Input Connectors: A 3-pin female XLR
connector for each channel.

Analog Loop Thru Connectors: Two male XLR
passive analog loop through.

Mode Switch/Indicator: Sets amplifier to
Stereo, Bridge, or Input Y mode. OFF=Stereo,
YEL=Bridge, GRN=Y.

Network Connectors: Two Neutrik® Ethernet
connector accepts RJ-45 type connectors for
HiQnet™ networking. Next to each connector is
a yellow LINK ACT indicator that shows network
activity, and a green 100Mb indicator that shows
a 100Mb network connection.

Data Indicator: Yellow LED on back panel
indicates network data activity. Data indicator
flashes only when the amplifier is polled for
data, or is polled to see whether it is online.

Preset Indicator: Green/yellow LED flashes to
signal the number of the current preset. LED is
green if current preset is active, or is yellow if
current preset is modified.

Input Sensitivity Switch: Three-position switch
providing 1.4V, 32 dB, and 26 dB settings for
both channels.

Firmware/Software

Firmware can be updated at www.crownaudio.com > Support > Downloads.

Software features: Same as PIP-Lite module
(except no Listen Bus): User Presets, Clip Event
Monitor, Input Signal Level Monitor, Output
Signal Level Monitor, Thermal Headroom Level
Monitor, Power/Standby Control, Signal Mute,
Polarity Inverter, Input Signal Fader, Dynamic
Gain Monitors (Ghost Faders), Amplifier
Information, User and Channel Labels, Amplifier
Mode, Amplifier Output Mode, Line Voltage
Monitor, Error Reporting, Auto Standby, Input
Signal Compressor/Limiter, Peak Voltage
Limiter, Average Power Limiter, Clip Eliminator,
Thermal Limiter, Limiter Tie, Load Supervision.

Construction

Cooling: Dual-zone, microprocessor controlled,
continuously variable speed fans, front-to-back
airflow.

Front Panel: Cast aluminum with integrated
handles.

Dimensions: 19 in. (48.3 cm) W x 3.5 in. (8.9
cm) H x 16.2 in. (41.1 cm) D.

Weight: 28 lbs (12.7 kg) net, 36 lbs (16.3 kg)
shipping.

Protection: Amplifier is protected against
reactive loads, faults and shorts. If one channel
experiences a catastrophic failure, the entire
amplifier will shut down.

Included Accessories: Rear rack ears, rack
screws, operation manual, power cords, foam
air filter.

Regulatory Certifications



Other Applications Installed, Portable PA

The Crown Macro-Tech i Series amplifiers continue the Macro-Tech legacy of unparalleled sonic accuracy and detail, putting sound quality above all else. Their patented, cutting-edge Class-I circuitry gets more power out of an amplifier with less waste. Each model features a Global Power Supply designed to deliver maximum power in any country. The i Series offers studio-quality analog signal processing with built-in load, line voltage, input and output monitoring. Standard Ethernet networking via System Architect provides integrated monitoring and control to give system operators access to the system from any location.

CINEMA SOUND

DSi Series: 2/4/8 Ohm
DSi 1000, DSi 2000, DSi 4000, DSi 6000



ONE-TOUCH PERFORMANCE

► FEATURES

- Intuitive front-panel LCD screen, automatic presets for popular JBL cinema speaker systems for quick, easy configuration
- Onboard digital signal processing includes crossovers, EQ filters, delay, and output limiting
- Computer connectivity via USB allows fast setup and configuration with HiQnet™ System Architect® software
- Rear-panel HD-15 connector provides easy input/output connectivity between DSi amplifiers and new DSi-8M System Monitor
- Barrier strip outputs, removable Phoenix-style input
- All models are THX®-approved

POWER OUTPUT

Models	2-ohm Dual (per channel)	4-ohm Dual (per channel)	8-ohm Dual (per channel)	4-ohm Bridge	8-ohm Bridge
DSi 1000	700W*†	475W	275W	1,400W*†	950W
DSi 2000	1,000W*	800W	475W	2,000W*	1,600W
DSi 4000	1,450W*	1,200W	650W	3,000W*	2,400W
DSi 6000	3,000W*	2,100W	1,200W	6,000W*	4,200W

Maximum average power in watts at 1 kHz at 0.5% THD. *With 1% THD. †Not rated for 100V versions.

► SPECIFICATIONS

Performance

Voltage Gain at 1kHz:

DSi 1000: 30.5 dB
DSi 2000: 32.9 dB
DSi 4000: 34.2 dB
DSi 6000: 37.1 dB

Frequency Response: +0/-1 dB from 20 Hz to 20 kHz at 1 watt into 4 ohms.

Load Impedance: Safe with all types of loads. Rated for 2 to 8 ohms in Stereo mode, 4 to 16 ohms in Bridge-Mono mode. DSi 1000 A1 (100V version) is rated for 4 to 8 ohms in Stereo mode, 8 to 16 ohms in Bridge-Mono mode.

Sensitivity:

At 8 ohm rated output:

DSi 1000: 1.4V
DSi 2000: 1.4V
DSi 4000: 1.4V
DSi 6000: 1.4V

At 4 ohm rated output:

DSi 1000: 1.3V
DSi 2000: 1.2V
DSi 4000: 1.3V
DSi 6000: 1.3V

At 2 ohm rated output:

DSi 1000: 1.1V
DSi 2000: 1.0V
DSi 4000: 1.0V
DSi 6000: 1.1V

Signal to Noise Ratio (below rated 8-ohm power at 1 kHz):

100 dB (A weighted).

Damping Factor: Better than 500 from 20 Hz to 400 Hz.

Crosstalk: > 70 dB below rated power, 20 Hz to 1 kHz, A-weighted.

Input Stage: Input is electronically balanced and employs precision 1% resistors.

Input Impedance (nominal): 20 k ohms, balanced; 10 k ohms, unbalanced.

AC Line Voltage and Frequency

Configurations Available: 100V, 120V, 220-240V, 50/60 Hz.

AC Line Current:

DSi 1000: 6.8A
DSi 2000: 8.3A
DSi 4000: 10.5A

At Idle: Draws no more than 38 watts.

DSi 6000: 15.3A

At Idle: Draws no more than 180 watts.

Operating Temperature: 0° C to 40° C at 95% relative humidity (non-condensing).

DSP Section

Input EQ: 6 parametric filters per channel with adjustable Q, ±15 dB boost/cut. Also adjustable high and low shelving filters. This 8-filter EQ section can be bypassed.

Crossover Filters: Highpass and lowpass per channel. Butterworth 6/12/18/24 dB per octave, Linkwitz-Riley 24/48 dB per octave. Also includes ±15 dB bandpass gain and polarity control.

Output EQ: 8 parametric filters per channel with adjustable Q, ±15 dB boost/cut. This 8-filter EQ section can NOT be bypassed. Filters are enabled individually.

Output Limiter: Prevents clipping and protects loudspeakers. Choice of -3, -6, or -12 dB threshold per channel.

Delay: Up to 50 msec total delay per channel.

Presets: 20 presets. One is "DSP OFF." Fifteen are factory-set for JBL Cinema systems. Four are user-definable.

Front Panel Controls and Indicators

Level: Detented rotary level control, one per channel.

Power Switch: On/off switch applies AC power to the amplifier.

Sel/Prev/Next Buttons: Three buttons near the LCD screen are used to access menu items and front panel lockout.

LCD Screen: Backlit liquid crystal display shows speaker presets and signal processing.

Signal Indicator: Green LED, one per channel, illuminates when a very low-level signal is present at input.

-10 Indicator: Green LED flashes when output signal exceeds -10 dB below clip.

-20 Indicator: Green LED flashes when output signal level exceeds -20 dB below clip.

Ready Indicator: Green LED, one per channel, illuminates when the amplifier is ready to produce audio.

Clip Indicator: Red LED, one per channel, turns on at the threshold of audible distortion.

Temp Indicator: Red LED, one per channel, illuminates under excessive temperature conditions.

Power Indicator: Blue LED illuminates when the amplifier has been turned on and has power.

Rear Panel Controls and Connectors

AC Line Connector:

DSi 1K, 2K, 4K: NEMA 5-15P (15A).
DSi 6000: NEMA 6-10P (20A)
IEC C20 (20A).

Input Connector: Two 3-pin removable Phoenix-type connectors each accept a balanced line-level input signal.

Output Connectors: 4-position barrier strip with connectors for dual loudspeakers or bridge-mono loudspeaker.

HiQnet USB Connector: Type B, connects to a HiQnet network.

HD-15 Connector: For cinema I/O compatibility with DSi-8M System Monitor. See Figure 1.

Protection

DSi-Series amplifiers are protected against shorted, open or mismatched loads; overloaded power supplies; excessive temperature; chain destruction phenomena; excessive output current, and input overload damage. They also protect loudspeakers from input/output DC, large or dangerous DC offsets and turn-on/turn-off transients

Construction

Chassis: Steel.

Cooling: Proportional speed fan with front-to-rear airflow.

Dimensions: EIA Standard 19-in. rack mount width (EIA RS-310-B), 3.5 in. (8.9 cm) high and 12.25 in. (31.11 cm) deep behind mounting surface. DSi 6000 is 16.2 in. (41.15 cm) deep.

Net Weight:

DSi 1K, 2K, 4K: 19 lb (8.6 kg).
DSi 6K: 24 lb (10.9 kg).

Shipping Weight:

DSi 1K, 2K, 4K: 22 lb (10.0 kg).
DSi 6K: 30 lb (13.6 kg).

Regulatory Certifications



Note: All measurements apply to all models of DSi Series amplifiers in stereo mode with 8-ohm loads and an input sensitivity of 26 dB gain, 1 kHz at rated power unless otherwise specified. Specifications for units supplied outside the U.S.A. may vary slightly at different AC voltages and frequencies.

The Crown® DSi Series of power amplifiers provides onboard digital signal processing including crossovers, EQ filters, delay and output limiting. A rear panel HD-15 connector provides easy input/output connectivity between DSi amplifiers and the new DSi-8M System Monitor. The intuitive front panel LCD screen guides installers through a setup process—featuring presets for the industry-standard JBL cinema loudspeaker systems—to make configuration quick and easy. At the touch of a button, Crown's DSi cinema amplifiers deliver perfectly matched performance with each award-winning JBL ScreenArray® system, making this the ultimate cinema solution.

CINEMA SOUND

DSi-8M: Convenient Monitoring DSi-8M



PERFORMANCE MONITOR

► FEATURES

- Compact 2-rack unit
- 8 channels for monitoring processor or amplifier inputs
- All inputs and outputs are balanced to interface with new cinema processors
- No level jumps when switching between processor and amplifiers
- 25-pin D-sub connectors, plus removable terminal blocks and HD-15 for quick, hassle-free connections
- Designed to work with bi-amplified sound systems to monitor the high- and low-frequency outputs from the left, center and right channels

► SPECIFICATIONS

Performance

Input Impedance (processor inputs): 10 kilohms.

Input Impedance (Processor Inputs): 10 k ohms.

Input Impedance (Power Amplifiers Inputs): > 50 k ohms.

Power Requirements: 100-240V , 50-60 Hz, 32 watts.

Front Panel Controls and Indicators

Channel Select Buttons and LEDs: Eight pushbutton switches, one for each input channel. Pressing a button monitors the signal from that channel, and lights the corresponding LED. Any combination of eight channels can be selected.

Volume Control: Rotary potentiometer with knob controls the volume of the internal or external speaker. Has no effect on the VU Bargraph Meter display.

Processor/Amplifier Selector Switch and LEDs: Pushbutton switch with corresponding LEDs selects inputs from cinema processor or power amplifiers for monitoring.

VU Bargraph Meter: 12-segment meter displays input level of selected channels from -40 VU to +3 VU. May be calibrated by the rear-panel trim adjustment. Operates independently of the Volume Control.

Test Jack: 1/4" phone jack lets the user monitor the audio output of the DSi-8M. Inserting a mono or stereo 1/4" phone plug here disables the internal speaker and routes the audio output to the Test Jack.

Internal Speaker: For convenient monitoring at the monitor panel.

Power Switch and Power LED: Rocker switch turns power on or off. LED illuminates when power is on.

Rear Panel Controls and Connectors

IEC AC Power Receptacle: Connects to an IEC AC power cord.

Input Connector 1: 10-pin Phoenix terminal block connects to the power amplifier speaker outputs for the Left Surround, Right Surround, Back Surround Left, Back Surround Right and Subwoofer channels. This connector lets you monitor the output of amplifiers that do not include HD-15 connector options.

Input Connector 2: 10-pin Phoenix terminal block connects to the power amplifier speaker output for the Left High, Left Low, Center High, Center Low, Right High and Right Low channels. This connector lets you monitor the output of amplifiers that do not include HD-15 connector options.

Amplifier Level Control: Trimpot adjusts the level of the input signals from the power amplifiers.

Processor Level: Trimpot adjusts the level of the input signals from the processor.

Outputs to Power Amplifier Inputs: The six HD-15 connectors in this section connect to DSi amplifiers for both input and output signals. The HD-15 connectors have two functions:

1. Connect DSi 8M outputs to DSi amplifier inputs.
2. Connect DSi amplifier outputs to DSi 8M inputs for monitoring.

Using VGA cables, the HD-15 connectors can be connected to Crown DSi power amplifier HD-15 connectors as described below.

HD-15 Connector 1: For cinema I/O compatibility. Connects to Ls/Rs amplifier.

HD-15 Connector 2: Connects to Bsl/Bsr amplifier.

HD-15 Connector 3: Connects to Rl/Rh amplifier.

HD-15 Connector 4: Connects to Sw amplifier.

HD-15 Connector 5: Connects to Ll/Lh amplifier.

HD-15 Connector 6: Connects to Cl/Ch amplifier.

Optional Input Connector: 25-pin D-sub connector connects to the EX output of the processor.

Bargraph Level: Trimpot adjusts the sensitivity of the front-panel VU Bargraph Meter.

Main Input Connector: 25-pin D-sub connector connects to the main outputs of the processor.

"EX" Selector Switch: 8-position DIP switch. Turn on switches 1-4 if system is without EX. Turn on switches 5-8 if system is with EX. This routes the correct Ls/Rs inputs to the DSi-8M circuitry.

Construction

Chassis: Steel.

Dimensions: EIA Standard 19-inch rack mount width (EIA RS-310-B), 3.5 inches (8.9 cm) high and 9.625 inches (24.4 cm) deep behind front mounting surface.

Net Weight:

10 lb 2 oz (4.63 kg).

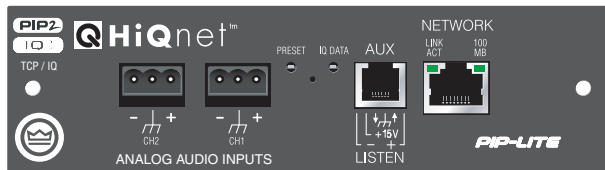
Shipping Weight:

16 lb (7.26 kg).

Regulatory Certifications



The Crown® DSi-8M is a projection booth monitor designed to work with bi-amplified cinema systems using the Crown DSi Series amplifiers. All controls necessary for daily operation of the DSi-8M are easily accessible on the front panel. 8-channel monitoring allows you to monitor either the processor or the power amplifier's outputs: L, C, R, Ls, Rs, Bsl, Bsr, and Sub in any combination. Input levels from the processor and power amplifier can be adjusted independently. There are no huge level jumps when switching between processor and power amplifiers. The bargraph display can be calibrated to the reference level for your theater. The projectionist can see auditorium levels instantly.



PIP LITE


SmartAmp Automation for Networked Audio



The Crown PIP LITE is a PIP (Programmable Input Processor) input module for CTs 2 channel amplifiers. The PIP-LITE connects to an audio control network via 100 Mb Ethernet. The audio path in the PIP LITE is processed totally in the analog domain. The SmartAmp™ feature set offers a range of automation functions which provide greater control over amplifier operation and helps to save both time and money.

► FEATURES

- A Programmable Input Processor with system networking capabilities (connects via 100 Mb Ethernet)
- Remote control and monitoring of CTs 2 channel
- Can be connected to the same network used to transmit CobraNet™ audio
- Implements SmartAmp features: input compressors, multimode output limiters, error reporting and load monitoring
- AUX connector with AUX input, AUX output, or Foldback



PIP USP3/CN

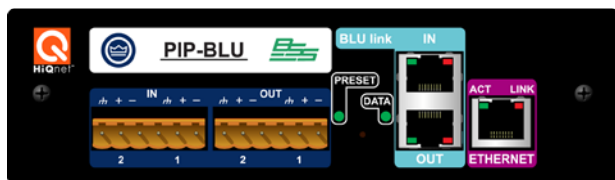
SmartAmp Automation for TCP/IO



The Crown PIP-USP3/CN is a 3rd generation DSP-based PIP™ (Programmable Input Processor) input module for CTs 2 channel amplifiers.* It connects the amplifier to a 100 Mb Ethernet network allowing it to be remotely controlled and monitored. In addition, the USP3/CN allows the transport of real-time digital audio via CobraNet™ over the same Ethernet network.

► FEATURES

- 100 Mb Ethernet single-plug solution for both CobraNet™ audio and networked control and monitoring
- Analog audio inputs allow audio input to the CobraNet™ network, CobraNet™ audio redundancy, or a hardwire emergency override of CobraNet™ audio
- Foldback amplifier output monitor via CobraNet™
- 24 bit digital to analog conversion with 32 bit, floating point DSP processing
- 64 assignable filters with 9 different filter types including all-pass filters



PIP BLU

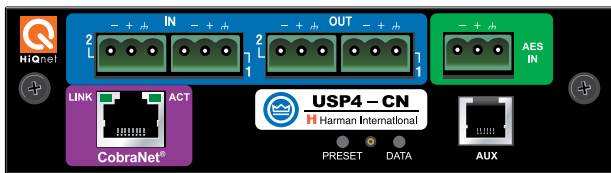


The BSS & Crown® PIP-BLU is a PIP™ (Programmable Input Processor) input module for CTs 2 Channel Amplifiers (CTs 600,1200, 2000, 3000). It connects the amplifier to a 100 Mb Ethernet network allowing it to be remotely controlled and monitored using HiQnet™ London Architect as well as providing digital audio transport via BLU link.

The PIP-BLU offers 2 channels of audio via the Soundweb London digital audio bus informally known as BLU Link. This high bandwidth digital audio bus provides easy connectivity with fault tolerance. BLU link features a low latency, fault tolerant digital audio bus of 256 channels which uses standard Category 5e cabling giving a distance of 100m between compatible devices. The BSS Audio MC-1 fiber optic media converter can be used to increase the distance between devices to over 10km (6.2 miles) using single mode fiber.

► FEATURES

- Digital Audio Transport via BLU link
- Programmable Input Processor with HiQnet Control
- Remote control and monitoring of CTs 2 channel amplifiers
- 2 analog line level inputs and outputs for 2 x 2 BLU link I/O expansion
- Five Year, No-Fault, Fully Transferable Warranty completely protects your investment and guarantees its specifications
- Implements SmartAmp™ features
- Input compressors
- Multimode output limiters
- Error reporting
- Real time load monitoring



PIP USP4-CN

The Crown® PIP-USP4 is a 4th generation DSP-based PIP™ (Programmable Input Processor) input module for CTs Series two channel amplifiers. The USP4 connects to an Ethernet network allowing it to be remotely controlled and monitored via HiQnet, System Architect or London Architect. In addition, the USP4 allows the transport of real-time digital audio via AES3 and CobraNet™.

The USP4 is a HiQnet™ series component and connects to the audio control/monitor network using 100Mb Ethernet hardware (switches, Network Interface Cards, and cables). The CobraNet audio signal is available over the same 100Mb Ethernet network, providing a simple to install, single plug solution for audio distribution, control, and monitoring.

The USP4's OMNIDRIVEHD™ processor gives the user an enormous amount of digital signal processing. LevelMAX™ limiters, proprietary FIR and IIR filters, audio routing, faders, meters, polarity & mute, compressors, delays, error reporting and load monitoring are all available. Built in noise and sine-wave generator provide noise masking and test capabilities. The enhanced AUX port allows users to interface with the USP4 to provide additional external control and monitoring.

Offering crisp clear sound and the widest dynamic range possible, the PIP-USP4 provides unprecedented power and flexibility in one compact—and very affordable—module.

► FEATURES

- Onboard high-definition 96kHz OMNIDRIVEHD™ processing with 24-bit, 192 kHz Cirrus Logic A/D and D/A converters
- World-class FIR and IIR filters
- LevelMAX™ peak, RMS and transducer thermal voltage power limiters combine for a smooth and accurate response, better sound, and higher usable SPL
- 100Mb Ethernet single-plug solution for CobraNet™ audio and HiQnet™ control and monitoring
- Auto Standby for increased energy efficiency
- Multiple Input Options Include: Analog, CobraNet™ or AES3 Digital Audio
- Digital Audio On/Off Ramp allows users to send pre or post processed analog signal out of the module to adjacent amplifiers
- Amplifier output monitor using the Foldback control through the CobraNet network
- SLM (Sweep Load Monitoring) with system-level diagnostics
- 64 assignable filters with 9 different filter types including all-pass filters
- Over 4 seconds of delay available per channel
- Input compressors for each channel
- Full error reporting
- Firmware upgrades via the network
- 50 user selectable presets
- Reliable FLASH memory backup of all parameters
- Five Year, No-Fault, Fully Transferable Warranty completely protects your investment and guarantees its specifications
- Ambient Leveler senses the ambient sound level of a room via the connected loudspeakers



Crown Audio

1718 W. Mishawaka RD, Elkhart, IN 46517, USA • Tel: (574) 294-8000
For product availability and pricing please contact your local dealer.

www.crownaudio.com

Distributor:



Phone: 407-857-8770

Fax: 407-857-8771

Email: sales@techni-lux.com